

WWE 24

KEEP ON RACING

25-30 NOVEMBER

ZUERA

X30 MINI - X30 JUNIOR - X30 SENIOR - X30 MASTER

WWW.IAME-MOTORSPORT.COM



Event Record : No.415 PAGLIARANI Claudio 1:03.831 95.82 kph

Timekeeper

Race Director

IAME Warrior Final 2024: Zuera (ESP) 26/11 - 06/12/2024

Page 1 / 1

IAME Karting

Apex Timing GoRacing 



Rnk	No.	Competitor	Driver	D. Nat	Equipment	Laps	Gap	Interv.	Best lap	Spd	Points
1	416	NCM	NORRIS John		TONY KART	16			1:04.073	124.0	25
2	415	ZANCHI MOTORSPORT	PAGLIARANI Claudio		TONY KART	16	0.075	0.075	1:04.104	126.1	20
3	418	KART IN PRO COMPETITION	BESSAC Alexandre-Benoit		OTK	16	3.964	3.889	1:04.230	126.7	16
4	420	Nicholas Picot	PICOT Nicolas		TBC	16	4.643	0.679	1:04.132	123.6	13
5	426	TD OFFICIAL RACING TEAM	DELRE Thierry		TD RACING KART	16	5.302	0.659	1:04.133	125.6	11
6	407	SK SERVICE	NORDVANG Tommy Kvakkestad		KART REPUBLIK	16	5.339	0.037	1:04.109	126.0	10
7	408	EGP RACING TEAM	EDWARDS Gary		TONYKART	16	5.591	0.252	1:04.430	125.9	9
8	427	TEAM PEURIERE	PEURIERE François		TONY KART	16	6.247	0.656	1:04.356	123.8	8
9	411	CENTODIECI RACING	VILANDER Toni		CRG	16	6.262	0.015	1:04.398	125.1	7
10	425	CENTODIECI RACING	SAARI Tero		CRG	16	6.984	0.722	1:04.404	124.8	6
11	410	DMS	DALY Shane		KART REPUBLIC	16	7.898	0.914	1:04.486	123.7	5
12	423	BRENNAN TECH	DALY Mark		TONY KART	16	11.598	3.700	1:04.404	126.4	4
13	428	JDR	DEX Jack		MS KART	16	11.760	0.162	1:04.522	125.5	3
14	431	HAASE RACING TEAM	KATAJA Antti		HAASE	16	12.125	0.365	1:04.410	125.8	2
15	403	KART RUNNER	LUDOVIC Francois		TONY KART	16	13.601	1.476	1:04.733	126.1	1
16	421	VICTORY LANE	ROMERO Philippe		KR	16	14.242	0.641	1:04.798	124.5	0
17	404	ZANCHI MOTORSPORT	MICALLEF Keith Josef		OTK	16	14.656	0.414	1:04.666	124.9	0
18	406	BRENNAN TECH	CROSBIE Shane		TONYKART	16	20.215	5.559	1:05.172	123.2	0
19	424	CLUB KALIKART	GARRIDO PASTORIZA Nicolás		KK02	16	22.604	2.389	1:04.339	125.3	0
20	400	ZUERA RACING TEAM	PÉREZ-SANTANDER Jesus		CRG	16	25.956	3.352	1:05.888	121.5	0
21	430	DRM RACING TEAM	MOHAMED Mohd Jasa		FALCON	16	38.952	12.996	1:06.596	118.0	0
22	412	TEAM PRO-KARTING	JØRGENSEN Bjørn Thomas		DR RACING KART	16	44.462	5.510	1:06.929	119.4	0
23	417	R RACING	RINGELBERG Jim		TD KART	15	1 Lap	1 Lap	1:04.209	125.6	0

Not Classified

	432	FUSION MOTORSPORT	MONTEMAYOR Mauricio		KR		DNS				
	429	CKR	SOULIE Julien		LN		DSQ		1:04.722	124.1	

No.429 SOULIE Julien : Disqualification from the Competition (art. 2.15 H General Prescriptions). According to Stewards' Decision No.214.

Leaders : No.420 PICOT Nicolas (1-4) / No.415 PAGLIARANI Claudio (5-8) / No.416 NORRIS John (9-16)

Start Time : 30/11 - 14:28:56

Best lap : No.416 NORRIS John 1:04.073 95.46 kph

Weather : Overcast Air : 15°C Track : Dry

Event Record : No.415 PAGLIARANI Claudio 1:03.831 95.82 kph

No.429 04:15
Lap 3

No.429 07:57
Lap 7

Steward #1

Steward #2

Steward #3

IAME Warrior Final 2024: Zuera (ESP) 26/11 - 06/12/2024

Page 1 / 1

IAME Karting

Apex Timing GoRacing

DOCUMENT N° 214

DÉCISION DES COMMISSAIRES SPORTIFS STEWARDS' DECISION

PÉNALITÉ INFLIGÉE AU CONCURRENT (NOM) : **CKR**
PENALTY INFLICTED UPON THE COMPETITOR (NAME):

NATIONALITÉ / NATIONALITY:

N°: **429**
No.:

PILOTE : **SOULIE Julien**
DRIVER :

Concerne la partie de la compétition: **X30 MASTER - Final**
Concerns the part of the competition:

ÉNONCÉ / STATEMENT:

Disqualification from the Competition

MOTIF / REASON:

The Stewards having received a report from the Judge of Facts (Doc n° 183) requested by the Race Director, having examined this report, summoned the Driver and Entrant concerned, Driver and entrant did not come to the Stewards (Summon Doc n° 207), have considered the following matter, determine the following: _The above-mentioned Driver did not respect the technical flag for 3 times and the Black Flag for 3 times. _This fact is a violation against the Art. 2.15. E of the 2024 CIK General Prescriptions. _The Stewards impose this penalty according to Art. 2.24 of the 2024 CIK-FIA General Prescriptions and Art.12.4 of the 2024 FIA International Sporting Code. _The Competitor is reminded of his right to appeal in accordance with Art. 15 of the 2024 FIA International Sporting Code, within the applicable time limits.

Décision annoncée
Decision announced

Date / Date: **30/11/2024**

Heure / Time: **16:04**

Nom / Name

Signature

Président du Collège / Chairman of the Panel:

Kris LAMBRECHT (BEL)

Membres du Collège / Members of the Panel:

Manuel BERNABÉ (ESP)

Pere SAURA (ESP)

NOTIFICATION AU CONCURRENT CONCERNÉ / NOTIFICATION TO THE RELEVANT COMPETITOR

Je soussigné :

I undersigned: Nom personnel / personal name

Représentant du Concurrent : **CKR**

Representing the Competitor: Nom du Concurrent / Competitor name

Certifie avoir reçu notification du document N° **214** des Commissaires Sportifs de la Compétition
Certify that I have been notified of document No. 214 by the Stewards of the Competition.

Date :

Heure / Time:



Signature :

X30 MASTER

Final (F) Lap Chart

For information purposes. No official / regulatory value

	1	2	3	4	5	6	7	8	9	10	11	12	13	14	15	16	17	18	19	20	21	22	23	24	25
Grid	416	415	418	407	420	411	427	410	417	426	408	400	428	403	423	429	425	406	421	404	432	431	424	430	412
Start	416	415	418	407	420	427	411	417	410	408	426	428	400	423	403	425	421	429	406	404	431	424	430	412	
Lap 1 Interval	420	416 0.1	407 0.0	418 0.3	427 0.3	410 0.5	415 0.1	408 0.0	426 0.0	417 0.0	411 0.4	428 0.5	423 0.1	400 0.4	429 0.1	421 0.9	424 0.0	425 0.2	403 0.0	406 0.1	404 0.0	431 0.0	430 0.9	412 0.4	
Lap 2	420	407 0.1	416 0.1	415 0.0	418 0.1	427 0.2	410 0.1	408 0.1	426 0.0	417 0.1	411 0.4	428 0.5	429 0.2	423 0.2	400 0.6	421 0.0	424 0.7	425 0.1	403 0.2	406 0.4	404 0.1	431 0.3	430 1.7	412 1.5	
Lap 3	420	416 0.2	407 0.0	415 0.4	426 0.0	418 0.1	417 0.0	410 0.1	408 0.1	411 0.1	427 0.1	429 0.1	428 0.3	423 0.4	421 0.0	400 0.6	424 0.2	425 0.1	403 0.1	406 0.5	431 0.4	404 0.2	430 2.8	412 2.2	
Lap 4	420	415 0.0	416 0.3	407 0.0	426 0.1	417 0.1	410 0.3	418 0.0	408 0.2	411 0.2	427 0.1	429 0.2	421 0.2	423 0.3	428 0.2	425 0.1	424 0.2	403 0.6	400 0.0	406 0.0	431 0.0	404 0.1	430 4.7	412 2.7	
Lap 5	415	420 0.4	416 0.1	426 0.0	417 0.1	407 0.5	418 0.1	410 0.3	408 0.0	411 0.2	427 0.3	429 0.2	421 0.1	425 0.3	428 0.2	423 0.0	424 0.3	403 0.1	406 0.3	431 0.2	404 0.2	400 1.4	430 4.7	412 2.6	
Lap 6	415	416 0.5	426 0.4	417 0.0	420 0.4	407 0.3	418 0.0	408 0.3	410 0.5	427 0.2	411 0.1	425 0.6	421 0.5	428 0.0	423 0.3	424 0.2	429 0.0	403 0.0	431 0.0	406 0.2	404 0.3	400 2.3	430 5.5	412 2.5	
Lap 7	415	416 0.3	426 0.5	417 0.2	420 0.2	418 0.6	407 0.1	408 0.2	410 0.6	427 0.1	411 0.4	425 0.5	428 0.9	421 0.1	423 0.2	431 0.7	429 0.7	404 0.6	403 0.3	406 1.3	400 0.6	424 5.7	430 0.6	412 2.3	
Lap 8	415	416 0.2	426 0.7	417 0.0	420 0.2	418 0.6	407 0.1	408 0.4	410 1.1	427 0.0	411 0.2	425 0.8	428 1.4	431 0.8	423 0.0	421 0.0	429 0.7	404 0.8	403 0.0	406 1.6	400 1.2	424 5.2	430 1.8	412 2.7	
Lap 9	416	415 0.0	417 0.9	420 0.3	426 0.2	418 0.1	407 0.1	408 0.7	427 1.2	411 0.2	410 0.3	425 0.3	428 1.8	431 0.2	423 0.5	421 0.6	429 0.0	403 0.7	404 0.3	406 1.6	400 2.1	424 4.5	430 3.3	412 3.1	
Lap 10	416	415 0.0	417 0.9	420 0.3	426 0.0	418 0.3	407 0.5	408 0.5	411 1.4	427 0.3	410 0.2	425 0.2	431 1.9	428 0.4	423 0.4	429 1.2	421 0.1	403 0.1	404 0.3	406 2.3	400 2.6	424 3.8	430 4.7	412 3.2	
Lap 11	416	415 0.0	417 1.2	426 0.3	420 0.2	418 0.2	407 0.2	408 0.8	411 1.5	427 0.4	410 0.2	425 0.2	431 2.0	428 0.4	423 0.3	429 1.3	421 0.7	403 0.0	404 0.4	406 2.4	400 3.1	424 2.8	430 6.4	412 3.7	
Lap 12	416	415 0.0	417 1.3	426 0.2	420 0.2	418 0.2	407 0.1	408 1.3	411 1.5	427 0.3	410 0.1	425 0.1	431 2.1	428 0.4	423 0.2	429 1.5	403 1.1	421 0.4	404 0.6	406 1.8	400 3.9	424 1.7	430 8.3	412 3.8	
Lap 13	416	415 0.0	417 1.5	426 0.1	420 0.3	418 0.3	407 0.1	408 1.6	411 1.6	427 0.1	425 0.4	410 0.3	431 1.9	428 0.2	423 0.1	429 2.1	403 1.0	421 0.4	404 0.7	406 2.1	400 4.5	424 0.2	430 10.8	412 3.9	
Lap 14	416	415 0.0	417 1.7	426 0.0	420 0.2	407 0.4	418 0.3	408 1.9	411 1.3	427 0.0	425 0.4	410 0.6	428 2.7	431 0.1	423 0.0	429 2.0	403 0.8	421 0.4	404 0.5	406 2.8	424 4.6	400 1.1	430 11.0	412 4.3	
Lap 15	416	415 0.2	417 2.3	420 0.1	426 0.1	407 0.1	418 0.1	408 2.1	411 1.1	427 0.1	425 0.5	410 0.7	423 3.6	428 0.3	431 0.1	429 0.9	403 0.8	421 0.4	404 0.4	406 3.7	424 3.9	400 2.3	430 12.0	412 4.5	
Lap 16	416	415 0.0	418 3.8	420 0.6	426 0.6	407 0.0	408 0.2	427 0.6	411 0.0	425 0.7	410 0.9	423 3.7	428 0.1	431 0.3	429 1.2	403 0.2	421 0.6	404 0.4	406 5.5	424 2.3	400 3.3	430 12.9	412 5.5		

Timekeeper  Race Director 

IAME Warrior Final 2024: Zuera (ESP) 26/11 - 06/12/2024




X30 MASTER

Final (F) Analysis

For information purposes. No official / regulatory value

Laps	Sector 1	Sector 2	Sector 3	Lap Time	Spd	Laps	Sector 1	Sector 2	Sector 3	Lap Time	Spd	Laps	Sector 1	Sector 2	Sector 3	Lap Time	Spd
No.400 PÉREZ-SANTANDER Jesus						No.406 CROSBIE Shane						No.408 EDWARDS Gary					
1	23.728	25.291	21.721	1:10.740	121	1	24.325	25.679	21.968	1:11.972	121	1	23.266	24.377	21.736	1:09.379	124
2	21.395	23.988	21.321	1:06.704	121	2	21.634	23.685	21.381	1:06.700	120	2	21.440	23.513	21.031	1:05.984	124
3	21.233	23.767	21.340	1:06.340	121	3	21.382	23.446	21.116	1:05.944	120	3	21.704	23.815	21.257	1:06.776	125
4	20.949	24.213	21.700	1:06.862	116	4	20.866	23.467	21.441	1:05.774	123	4	21.249	23.811	21.038	1:06.098	123
5	21.635	24.298	21.553	1:07.486	119	5	20.827	23.448	21.157	1:05.432	122	5	21.296	23.536	20.941	1:05.773	124
6	21.173	23.806	21.427	1:06.406	119	6	21.245	23.388	21.027	1:05.660	122	6	20.698	23.140	21.037	1:04.875	124
7	20.954	23.973	21.464	1:06.391	120	7	21.254	26.007	21.216	1:08.477	119	7	20.581	23.157	20.837	1:04.575	124
8	20.803	23.700	21.385	1:05.888	120	8	20.826	23.218	21.168	1:05.212	119	8	20.564	22.969	20.897	1:04.430	123
9	20.858	23.780	21.392	1:06.030	120	9	20.888	23.279	21.005	1:05.172	118	9	20.574	22.992	20.958	1:04.524	121
10	20.895	23.773	21.359	1:06.027	119	10	21.014	23.312	21.198	1:05.524	117	10	20.620	23.042	20.943	1:04.605	121
11	20.857	23.640	21.418	1:05.915	119	11	21.009	23.223	21.184	1:05.416	118	11	20.605	22.998	20.915	1:04.518	121
12	20.874	23.801	21.329	1:06.004	118	12	20.872	23.213	21.088	1:05.173	118	12	20.598	23.026	21.031	1:04.655	120
13	20.837	23.668	21.404	1:05.909	118	13	20.844	23.263	21.213	1:05.320	117	13	20.592	23.000	20.981	1:04.573	120
14	21.271	24.039	21.380	1:06.690	118	14	20.928	23.246	21.227	1:05.401	117	14	20.685	23.048	21.033	1:04.766	120
15	20.973	23.592	21.412	1:05.977	118	15	20.935	23.416	21.167	1:05.518	117	15	20.561	23.028	21.064	1:04.653	120
16	20.898	23.660	21.584	1:06.142	117	16	21.132	23.931	21.661	1:06.724	116	16	20.667	23.227	21.274	1:05.168	122
No.403 LUDOVIC Francois						No.407 NORDVANG Tommy Kvakkestad						No.410 DALY Shane					
1	23.878	25.743	22.380	1:12.001	120	1	22.795	24.014	21.255	1:08.064	123	1	23.201	24.530	21.440	1:09.171	119
2	21.580	23.759	21.094	1:06.433	123	2	21.587	23.736	21.171	1:06.494	120	2	21.456	23.465	21.143	1:06.064	123
3	20.959	23.809	21.078	1:05.846	124	3	21.647	24.062	21.125	1:06.834	118	3	21.718	23.812	21.290	1:06.820	123
4	20.955	23.770	21.500	1:06.225	121	4	21.506	23.675	21.012	1:06.193	124	4	21.174	23.472	21.269	1:05.915	120
5	20.752	23.435	21.027	1:05.214	126	5	21.610	23.615	20.873	1:06.098	123	5	21.527	23.465	21.057	1:06.049	122
6	20.756	23.560	21.358	1:05.674	125	6	20.695	23.378	20.928	1:05.001	123	6	20.939	23.450	21.044	1:05.433	121
7	21.740	24.712	21.000	1:07.452	123	7	20.831	23.201	20.739	1:04.771	124	7	20.711	23.073	20.951	1:04.735	121
8	20.672	23.241	20.971	1:04.884	124	8	20.530	22.919	20.817	1:04.266	124	8	20.700	23.060	21.082	1:04.842	120
9	20.667	23.162	20.938	1:04.767	122	9	20.479	22.978	20.783	1:04.240	125	9	21.323	23.087	20.961	1:05.371	122
10	20.659	23.172	21.056	1:04.887	124	10	20.513	23.064	21.146	1:04.723	121	10	20.711	23.075	20.973	1:04.759	122
11	20.942	23.429	20.857	1:05.228	121	11	20.544	22.912	20.831	1:04.287	123	11	20.609	23.138	20.906	1:04.653	123
12	20.841	23.231	21.045	1:05.117	119							12	20.636	22.965	20.885	1:04.486	123
13	20.729	23.114	21.042	1:04.885	120							13	20.940	23.215	20.989	1:05.144	120
14	20.718	23.290	20.927	1:04.935	120							14	20.639	23.128	20.896	1:04.663	121
15	20.646	23.164	20.923	1:04.733	121							15	20.646	23.074	20.905	1:04.625	121
16	20.673	23.162	20.916	1:04.751	122							16	20.609	23.144	21.213	1:04.966	115
No.404 MICALLEF Keith Josef																	
1	23.889	25.735	22.188	1:11.812	124												
2	21.824	23.756	21.217	1:06.797	123												
3	21.342	24.019	21.185	1:06.546	122												
4	20.943	23.269	21.041	1:05.253	124												
5	21.367	23.421	20.912	1:05.700	124												

Timekeeper  Race Director 





X30 MASTER

Final (F) Analysis

For information purposes. No official / regulatory value

Laps	Sector 1	Sector 2	Sector 3	Lap Time	Spd	Laps	Sector 1	Sector 2	Sector 3	Lap Time	Spd	Laps	Sector 1	Sector 2	Sector 3	Lap Time	Spd
No.411 VILANDER Toni						No.416 NORRIS John						No.418 BESSAC Alexandre-Benoit					
1	23.861	24.738	21.448	1:10.047	121	6	20.670	22.895	21.008	1:04.573	118	12	20.577	22.843	20.910	1:04.330	120
2	21.240	23.681	21.187	1:06.108	121	7	20.696	22.757	20.911	1:04.364	118	13	20.524	22.858	20.894	1:04.276	120
3	21.282	23.791	21.186	1:06.259	125	8	20.686	22.781	20.927	1:04.394	118	14	20.470	22.887	20.921	1:04.278	120
4	21.266	23.887	21.046	1:06.199	123	9	20.905	22.883	20.723	1:04.511	122	15	20.937	22.966	21.017	1:04.920	119
5	21.223	23.512	21.084	1:05.819	122	10	20.535	22.826	20.877	1:04.238	120	No.418 BESSAC Alexandre-Benoit					
6	20.781	23.760	21.060	1:05.601	123	11	20.552	22.851	20.775	1:04.178	121	1	22.944	24.197	21.311	1:08.452	122
7	20.665	23.227	21.033	1:04.925	121	12	20.548	22.856	20.820	1:04.224	121	2	21.435	23.821	21.288	1:06.544	124
8	20.496	23.015	20.947	1:04.458	122	13	20.536	22.797	20.800	1:04.133	123	3	21.640	23.701	21.759	1:07.100	122
9	20.735	23.008	20.959	1:04.702	122	14	20.563	22.842	20.699	1:04.104	123	4	21.461	23.647	21.023	1:06.131	121
10	20.579	22.938	21.015	1:04.532	119	15	20.544	22.897	20.795	1:04.236	120	5	21.115	23.618	20.946	1:05.679	123
11	20.597	23.025	21.002	1:04.624	119	16	20.991	22.884	20.932	1:04.807	117	6	20.633	23.385	20.845	1:04.863	126
12	20.629	22.989	21.018	1:04.636	118	No.416 NORRIS John						7	20.681	23.074	20.799	1:04.554	121
13	20.627	23.055	21.003	1:04.685	119	1	22.704	24.056	21.330	1:08.090	124	8	20.533	22.882	20.853	1:04.268	122
14	20.571	22.920	20.970	1:04.461	119	2	21.733	23.756	21.186	1:06.675	124	9	20.530	22.963	20.747	1:04.240	125
15	20.503	22.935	20.960	1:04.398	120	3	21.248	24.244	21.149	1:06.641	121	10	20.571	22.968	20.801	1:04.340	124
16	20.496	22.913	21.312	1:04.721	117	4	20.915	24.018	21.254	1:06.187	121	11	20.699	23.040	20.809	1:04.548	124
No.412 JØRGENSEN Bjørn Thomas						5	21.265	23.313	20.863	1:05.441	124	12	20.475	22.935	20.820	1:04.230	124
1	23.882	25.980	22.624	1:12.486	119	6	20.599	22.875	21.003	1:04.477	120	13	20.541	22.919	20.840	1:04.300	124
2	22.048	24.757	22.090	1:08.895	118	7	20.509	22.756	20.880	1:04.145	121	14	20.618	23.177	20.838	1:04.633	123
3	21.850	24.422	21.735	1:08.007	118	8	20.528	22.887	20.868	1:04.283	121	15	20.506	23.052	20.846	1:04.404	125
4	21.708	24.233	21.665	1:07.606	117	9	20.532	22.835	20.888	1:04.255	122	16	21.388	23.162	21.167	1:05.717	117
5	21.395	23.983	21.636	1:07.014	118	10	20.447	22.800	20.990	1:04.237	120	No.420 PICOT Nicolas					
6	21.441	23.972	21.698	1:07.111	118	11	20.503	22.755	20.920	1:04.178	121	1	22.384	24.002	21.399	1:07.785	115
7	21.477	24.078	21.592	1:07.147	118	12	20.420	22.877	20.928	1:04.225	121	2	21.751	23.725	21.080	1:06.556	116
8	21.540	23.895	21.494	1:06.929	118	13	20.420	22.750	20.930	1:04.100	118	3	21.475	24.163	21.081	1:06.719	116
9	21.561	23.936	21.670	1:07.167	118	14	20.508	22.746	20.882	1:04.136	123	4	21.076	23.878	21.065	1:06.019	116
10	21.321	23.962	21.667	1:06.950	117	15	20.394	22.740	20.939	1:04.073	118	5	21.444	23.325	20.907	1:05.676	119
11	21.362	24.044	21.640	1:07.046	117	16	20.976	22.856	21.119	1:04.951	116	6	21.425	23.329	20.792	1:05.546	121
12	21.469	23.909	21.566	1:06.944	117	No.417 RINGELBERG Jim						7	20.607	23.024	20.728	1:04.359	122
13	21.329	23.980	21.641	1:06.950	117	1	23.021	25.056	21.500	1:09.577	125	8	20.569	22.916	20.721	1:04.206	123
14	21.650	23.871	21.578	1:07.099	117	2	21.584	23.527	20.964	1:06.075	125	9	20.684	23.076	20.807	1:04.567	121
15	21.437	23.963	21.715	1:07.115	117	3	21.146	23.796	21.333	1:06.275	122	10	20.555	22.912	20.817	1:04.284	121
16	21.576	24.465	22.067	1:08.108	116	4	20.901	23.808	21.065	1:05.774	125	11	20.908	23.038	20.773	1:04.719	122
No.415 PAGLIARANI Claudio						5	21.255	23.142	20.931	1:05.328	126	12	20.451	22.973	20.808	1:04.232	122
1	23.765	24.357	21.516	1:09.638	125	6	20.928	22.895	20.907	1:04.730	123	13	20.506	22.961	20.749	1:04.216	121
2	20.927	23.266	21.004	1:05.197	126	7	20.708	22.923	20.881	1:04.512	123	14	20.439	22.897	20.796	1:04.132	122
3	21.961	23.671	21.472	1:07.104	124	8	20.485	22.858	20.866	1:04.209	125	15	20.876	22.944	20.938	1:04.758	121
4	20.814	23.609	20.886	1:05.309	120	9	20.616	22.881	20.965	1:04.462	120	16	22.030	23.831	20.987	1:06.848	119
5	21.296	22.927	20.917	1:05.140	118	10	20.586	22.779	20.943	1:04.308	120	No.421 ROMERO Philippe					
						11	20.663	22.831	20.973	1:04.467	120	1	24.329	25.220	21.994	1:11.543	120

Timekeeper  Race Director 




X30 MASTER

Final (F) Analysis

For information purposes. No official / regulatory value

Laps	Sector 1	Sector 2	Sector 3	Lap Time	Spd	Laps	Sector 1	Sector 2	Sector 3	Lap Time	Spd	Laps	Sector 1	Sector 2	Sector 3	Lap Time	Spd
2	20.950	23.634	21.080	1:05.664	124	8	20.892	23.365	21.137	1:05.394	119	14	20.479	22.934	20.771	1:04.184	123
3	20.882	23.402	21.413	1:05.697	122	9	20.908	23.174	21.180	1:05.262	119	15	21.238	23.072	20.839	1:05.149	121
4	20.866	23.877	21.032	1:05.775	123	10	20.939	23.154	21.233	1:05.326	118	16	22.015	24.076	21.309	1:07.400	119
5	20.847	23.905	21.036	1:05.788	124	11	20.875	23.187	20.939	1:05.001	119	No.427 PEURIERE François					
6	20.768	23.882	21.511	1:06.161	122	12	20.864	23.061	20.960	1:04.885	119	1	22.984	24.129	21.606	1:08.719	120
7	21.086	23.383	20.910	1:05.379	123	13	20.665	22.899	20.775	1:04.339	121	2	21.280	23.834	21.344	1:06.458	122
8	20.985	23.486	21.518	1:05.989	115	14	20.980	23.149	21.173	1:05.302	118	3	22.119	24.061	21.255	1:07.435	123
9	21.127	23.265	21.094	1:05.486	121	15	20.725	23.078	21.024	1:04.827	119	4	21.161	23.886	21.166	1:06.213	123
10	20.760	23.602	21.238	1:05.600	121	16	20.726	23.194	21.198	1:05.118	119	5	21.110	23.781	21.056	1:05.947	122
11	21.028	23.200	21.106	1:05.334	121	No.425 SAARI Tero						6	20.669	23.419	20.988	1:05.076	123
12	21.082	23.522	21.057	1:05.661	120	1	24.088	25.381	22.407	1:11.876	121	7	20.714	23.062	20.873	1:04.649	123
13	20.661	23.108	21.073	1:04.842	120	2	21.308	23.679	21.249	1:06.236	123	8	20.615	23.169	20.907	1:04.691	121
14	20.687	23.079	21.129	1:04.895	119	3	21.165	23.599	21.145	1:05.909	124	9	20.618	23.082	20.975	1:04.675	119
15	20.691	23.189	20.918	1:04.798	121	4	20.721	23.767	21.042	1:05.530	124	10	21.040	23.115	20.979	1:05.134	121
16	20.639	23.209	21.072	1:04.920	121	5	20.639	23.582	21.084	1:05.305	123	11	20.666	23.066	20.962	1:04.694	120
No.423 DALY Mark						6	20.629	23.527	21.136	1:05.292	122	12	20.541	23.016	20.987	1:04.544	121
1	23.685	25.065	21.529	1:10.279	123	7	20.597	23.198	21.007	1:04.802	122	13	20.552	23.061	20.950	1:04.563	122
2	21.148	24.050	21.303	1:06.501	122	8	20.615	23.140	21.028	1:04.783	122	14	20.554	22.950	20.852	1:04.356	123
3	20.889	23.772	21.639	1:06.300	122	9	20.504	23.157	20.960	1:04.621	123	15	20.549	23.032	20.840	1:04.421	123
4	21.078	23.929	21.198	1:06.205	123	10	20.585	23.078	20.914	1:04.577	124	16	20.555	23.002	21.041	1:04.598	120
5	20.844	23.891	21.359	1:06.094	126	11	20.551	23.185	20.933	1:04.669	124	No.428 DEX Jack					
6	20.757	23.489	21.596	1:05.842	123	12	20.562	23.073	20.799	1:04.434	125	1	23.707	24.948	21.618	1:10.273	121
7	20.876	23.409	20.957	1:05.242	123	13	20.590	23.105	20.913	1:04.608	123	2	21.111	23.715	21.291	1:06.117	120
8	20.837	23.776	21.089	1:05.702	123	14	20.470	23.014	20.920	1:04.404	123	3	20.904	24.158	21.314	1:06.376	123
9	20.931	23.044	20.888	1:04.863	122	15	20.496	23.058	20.980	1:04.534	122	4	21.096	24.299	21.480	1:06.875	123
10	20.769	23.255	20.868	1:04.892	121	16	20.498	23.204	21.069	1:04.771	121	5	21.013	23.585	21.177	1:05.775	123
11	20.754	23.012	20.831	1:04.597	122	No.426 DELRE Thierry						6	20.687	23.432	21.477	1:05.596	125
12	20.644	23.010	20.931	1:04.585	122	1	23.425	24.504	21.371	1:09.300	124	7	20.756	23.250	21.173	1:05.179	121
13	20.627	22.984	20.793	1:04.404	123	2	21.498	23.560	20.920	1:05.978	124	8	20.878	23.259	21.066	1:05.203	120
14	20.897	23.468	20.851	1:05.216	124	3	21.201	23.783	21.286	1:06.270	124	9	20.850	23.148	21.024	1:05.022	119
15	21.145	23.317	20.968	1:05.430	119	4	21.082	23.684	21.027	1:05.793	125	10	20.983	23.201	20.999	1:05.183	121
16	20.774	23.043	21.153	1:04.970	118	5	21.173	23.277	20.881	1:05.331	126	11	20.749	23.042	20.916	1:04.707	121
No.424 GARRIDO PASTORIZA Nicolás						6	20.842	22.993	20.956	1:04.791	122	12	20.648	23.053	20.926	1:04.627	121
1	23.718	25.446	21.857	1:11.021	121	7	20.407	22.869	21.017	1:04.293	122	13	20.613	23.019	20.890	1:04.522	122
2	21.315	23.712	21.299	1:06.326	120	8	20.483	22.932	21.028	1:04.443	123	14	20.904	23.247	21.046	1:05.197	119
3	21.112	23.579	21.155	1:05.846	122	9	20.956	23.287	20.855	1:05.098	125	15	21.250	23.598	21.072	1:05.920	121
4	21.190	23.776	20.985	1:05.951	124	10	20.420	23.012	20.711	1:04.143	126	16	20.761	23.027	21.028	1:04.816	120
5	20.818	23.648	21.298	1:05.764	123	11	20.571	22.914	20.897	1:04.382	123	No.429 SOULIE Julien					
6	20.959	23.238	21.532	1:05.729	125	12	20.495	22.873	20.883	1:04.251	123	1	23.824	25.097	21.660	1:10.581	122
7	20.898	32.971	21.373	1:15.242	119	13	20.449	22.891	20.793	1:04.133	124	2	20.890	23.675	21.179	1:05.744	121

Timekeeper  Race Director 



X30 MASTER

Final (F) Analysis

For information purposes. No official / regulatory value

Laps	Sector 1	Sector 2	Sector 3	Lap Time	Spd	Laps	Sector 1	Sector 2	Sector 3	Lap Time	Spd
3	20.739	23.837	21.209	1:05.785	124	9	20.625	22.945	20.840	1:04.410	123
4	21.127	23.913	21.309	1:06.349	121	10	20.639	22.993	20.881	1:04.513	120
5	20.869	23.865	21.137	1:05.871	122	11	20.639	23.113	20.984	1:04.736	119
6	20.973	24.051	21.872	1:06.896	120	12	20.722	22.974	20.905	1:04.601	120
7	21.448	23.885	21.133	1:06.466	119	13	20.657	23.010	21.060	1:04.727	118
8	20.712	23.140	21.189	1:05.041	119	14	21.220	23.407	20.938	1:05.565	124
9	20.609	23.055	21.156	1:04.820	120	15	21.165	23.705	21.073	1:05.943	123
10	20.675	23.481	21.178	1:05.334	118	16	20.841	22.977	21.226	1:05.044	118
11	20.636	22.979	21.169	1:04.784	118						
12	20.688	22.935	21.099	1:04.722	117						
13	20.759	22.967	21.274	1:05.000	116						
14	20.864	22.977	21.295	1:05.136	117						
15	20.694	22.971	21.136	1:04.801	119						
16	20.770	23.193	21.343	1:05.306	118						

No.430 MOHAMED Mohd Jasa





1	23.892	25.999	22.275	1:12.166	118
2	21.833	24.329	21.676	1:07.838	116
3	21.383	24.129	21.826	1:07.338	116
4	21.466	23.959	21.687	1:07.112	115
5	21.610	23.883	21.618	1:07.111	116
6	21.585	24.131	21.503	1:07.219	115
7	21.646	24.022	21.608	1:07.276	118
8	21.413	23.682	21.501	1:06.596	117
9	21.361	23.853	21.526	1:06.740	116
10	21.343	23.901	21.550	1:06.794	115
11	21.410	23.729	21.490	1:06.629	115
12	21.469	23.835	21.534	1:06.838	115
13	21.364	23.759	21.737	1:06.860	115
14	21.596	23.703	21.319	1:06.618	115
15	21.516	23.903	21.559	1:06.978	115
16	21.581	23.887	21.657	1:07.125	115

No.431 KATAJA Antti

1	23.955	26.210	21.657	1:11.822	125
2	21.952	23.784	21.279	1:07.015	123
3	21.198	23.628	21.122	1:05.948	123
4	20.850	23.116	21.386	1:05.352	126
5	21.346	23.300	21.012	1:05.658	122
6	20.744	23.072	21.294	1:05.110	126
7	21.167	23.569	20.941	1:05.677	122
8	20.563	23.191	21.138	1:04.892	122

Timekeeper 


Race Director 

25 th	412 JØRGENSEN Bjørn Thomas DR RACING KART		13			
23 th	424 GARRIDO PASTORIZA Nicolás KK02		12	430 MOHAMED Mohd Jasa FALCON		24 th
21 th	432 MONTEMAYOR Mauricio KR		11	431 KATAJA Antti HAASE		22 th
19 th	421 ROMERO Philippe KR		10	404 MICALLEF Keith Josef OTK		20 th
17 th	425 SAARI Tero CRG		9	406 CROSBIE Shane TONYKART		18 th
15 th	423 DALY Mark TONY KART		8	429 SOULIE Julien LN		16 th
13 th	428 DEX Jack MS KART		7	403 LUDOVIC Francois TONY KART		14 th
11 th	408 EDWARDS Gary TONYKART		6	400 PÉREZ-SANTANDER Jesus CRG		12 th
9 th	417 RINGELBERG Jim TD KART		5	426 DELRE Thierry TD RACING KART		10 th
7 th	427 PEURIERE François TONY KART		4	410 DALY Shane KART REPUBLIC		8 th
5 th	420 PICOT Nicolas TBC		3	411 VILANDER Toni CRG		6 th
3 rd	418 BESSAC Alexandre-Benoit OTK		2	407 NORDVANG Tommy Kvakkestad KART REPUBLIK		4 th
1 st	416 NORRIS John TONY KART		1	415 PAGLIARANI Claudio TONY KART		2 nd

POLE POSITION



Start : 30/11 - 15:20 16 Laps = 27.184 km

Timekeeper  Race Director 

IAME Warrior Final 2024: Zuera (ESP) 26/11 - 06/12/2024

Page 1 / 1

IAME Karting

Apex Timing GoRacing 

Rnk	No.	Driver	D. Nat	Qualifying Heat 1	Qualifying Heat 2	Qualifying Heat 3	Qualifying Heat 4	Points
1	416	NORRIS John		2	2	0	-	4
2	415	PAGLIARANI Claudio		0	4	2	-	6
3	418	BESSAC Alexandre-Benoit		6	3	3	-	12
4	407	NORDVANG Tommy Kvakkestad		3	6	5	-	14
5	420	PICOT Nicolas		4	0	11	-	15
6	411	VILANDER Toni		8	8	7	-	23
7	427	PEURIERE François		7	9	9	-	25
7	410	DALY Shane		10	7	8	-	25
9	417	RINGELBERG Jim		5	16	6	-	27
10	426	DELRE Thierry		11	17	4	-	32
11	408	EDWARDS Gary		9	14	10	-	33
12	400	PÉREZ-SANTANDER Jesus		12	12	12	-	36
13	428	DEX Jack		13	5	24	-	42
14	403	LUDOVIC Francois		17	10	18	-	45
15	423	DALY Mark		15	18	14	-	47
16	429	SOULIE Julien		19	11	20	-	50
16	425	SAARI Tero		14	23	13	-	50
18	406	CROSBIE Shane		25	15	15	-	55
19	421	ROMERO Philippe		21	19	16	-	56
20	404	MICALLEF Keith Josef		16	22	19	-	57
21	432	MONTEMAYOR Mauricio		22	13	25	-	60
22	431	KATAJA Antti		20	25	17	-	62
23	424	GARRIDO PASTORIZA Nicolás		18	24	21	-	63
24	430	MOHAMED Mohd Jasa		23	20	22	-	65
25	412	JØRGENSEN Bjørn Thomas		24	21	23	-	68

Not Qualified for the Pre-Final

Steward #1

Steward #2

Steward #3

IAME Warrior Final 2024: Zuera (ESP) 26/11 - 06/12/2024

Page 1 / 1

IAME Karting

Apex Timing GoRacing



X30 MASTER

**Qualifying Heat 4
Results**

Subject to scrutineering & sporting investigations

Rnk	No.	Competitor	Driver	D. Nat	Equipment	Laps	Gap	Interv.	Best lap	Spd	Points

Event Record : No.415 PAGLIARANI Claudio 1:03.831 95.82 kph

Timekeeper 

Race Director 



	1	2	3	4	5	6	7	8	9	10	11	12	13	14	15	16	17	18	19	20	21	22	23	24	25
Grid	420	415	416	418	410	407	400	411	428	427	425	408	426	404	421	417	429	431	403	432	406	423	424	412	430
Start																									

Timekeeper

Race Director



X30 MASTER

Qualifying Heat 4
Analysis

For information purposes. No official / regulatory value

Laps Sector 1 Sector 2 Sector 3 Lap Time Spd

Timekeeper

Race Director

IAME Warrior Final 2024: Zuera (ESP) 26/11 - 06/12/2024

IAME Karting

Apex Timing GoRacing



25 th	430 MOHAMED Mohd Jasa FALCON		13			
23 th	424 GARRIDO PASTORIZA Nicolás KK02		12	412 JØRGENSEN Bjørn Thomas DR RACING KART		24 th
21 th	406 CROSBIE Shane TONYKART		11	423 DALY Mark TONY KART		22 th
19 th	403 LUDOVIC Francois TONY KART		10	432 MONTEMAYOR Mauricio KR		20 th
17 th	429 SOULIE Julien LN		9	431 KATAJA Antti HAASE		18 th
15 th	421 ROMERO Philippe KR		8	417 RINGELBERG Jim TD KART		16 th
13 th	426 DELRE Thierry TD RACING KART		7	404 MICALLEF Keith Josef OTK		14 th
11 th	425 SAARI Tero CRG		6	408 EDWARDS Gary TONYKART		12 th
9 th	428 DEX Jack MS KART		5	427 PEURIERE François TONY KART		10 th
7 th	400 PÉREZ-SANTANDER Jesus CRG		4	411 VILANDER Toni CRG		8 th
5 th	410 DALY Shane KART REPUBLIC		3	407 NORDVANG Tommy Kvakkestad KART REPUBLIK		6 th
3 rd	416 NORRIS John TONY KART		2	418 BESSAC Alexandre-Benoit OTK		4 th
1 st	420 PICOT Nicolas TBC		1	415 PAGLIARANI Claudio TONY KART		2 nd

POLE POSITION



Start : 30/11 - 12:00 9 Laps = 15.291 km

Steward #1

Steward #2

Steward #3

IAME Warrior Final 2024: Zuera (ESP) 26/11 - 06/12/2024

Page 1 / 1

IAME Karting

Apex Timing GoRacing

Rnk	No.	Driver	D. Nat	QP	Qualifying Heat 1	Qualifying Heat 2	Qualifying Heat 3	Points
1	416	NORRIS John		3	2	2	0	4
2	415	PAGLIARANI Claudio		2	0	4	2	6
3	418	BESSAC Alexandre-Benoit		4	6	3	3	12
4	407	NORDVANG Tommy Kvakkestad		6	3	6	5	14
5	420	PICOT Nicolas		1	4	0	11	15
6	411	VILANDER Toni		8	8	8	7	23
7	410	DALY Shane		5	10	7	8	25
8	427	PEURIERE François		10	7	9	9	25
9	417	RINGELBERG Jim		16	5	16	6	27
10	426	DELRE Thierry		13	11	17	4	32
11	408	EDWARDS Gary		12	9	14	10	33
12	400	PÉREZ-SANTANDER Jesus		7	12	12	12	36
13	428	DEX Jack		9	13	5	24	42
14	403	LUDOVIC Francois		19	17	10	18	45
15	423	DALY Mark		22	15	18	14	47
16	425	SAARI Tero		11	14	23	13	50
17	429	SOULIE Julien		17	19	11	20	50
18	406	CROSBIE Shane		21	25	15	15	55
19	421	ROMERO Philippe		15	21	19	16	56
20	404	MICALLEF Keith Josef		14	16	22	19	57
21	432	MONTEMAYOR Mauricio		20	22	13	25	60
22	431	KATAJA Antti		18	20	25	17	62
23	424	GARRIDO PASTORIZA Nicolás		23	18	24	21	63
24	430	MOHAMED Mohd Jasa		25	23	20	22	65
25	412	JØRGENSEN Bjørn Thomas		24	24	21	23	68

Not Qualified for the Final

Timekeeper

Race Director

X30 MASTER

Qualifying Heat 3 Results

Document 22.1

Subject to scrutineering & sporting investigations

Rnk	No.	Competitor	Driver	D. Nat	Equipment	Laps	Gap	Interv.	Best lap	Penalty	Spd	Points
1	▲2	416 NCM	NORRIS John		TONY KART	9			1:04.295		122.9	0
2	▬	415 ZANCHI MOTORSPORT	PAGLIARANI Claudio		TONY KART	9	1.347	1.347	1:04.372		122.7	2
3	▲1	418 KART IN PRO COMPETITION	BESSAC Alexandre-Benoît		OTK	9	5.948	4.601	1:04.379		126.1	3
4	▲9	426 TD OFFICIAL RACING TEAM	DELRE Thierry		TD RACING KART	9	5.961	0.013	1:04.381		125.6	4
5	▲1	407 SK SERVICE	NORDVANG Tommy Kvakkestad		KART REPUBLIK	9	6.374	0.413	1:04.275		125.0	5
6	▲10	417 R RACING	RINGELBERG Jim		TD KART	9	6.568	0.194	1:04.424		125.3	6
7	▲1	411 CENTODIECI RACING	VILANDER Toni		CRG	9	6.818	0.250	1:04.818		122.1	7
8	▼3	410 DMS	DALY Shane		KART REPUBLIC	9	10.541	3.723	1:04.894		126.5	8
9	▲1	427 TEAM PEURIERE	PEURIERE François		TONY KART	9	10.987	0.446	1:04.643		124.6	9
10	▲2	408 EGP RACING TEAM	EDWARDS Gary		TONYKART	9	10.993	0.006	1:04.938		125.0	10
11	▼10	420 Nicholas Picot	PICOT Nicolas		TBC	9	11.254	0.261	1:04.558	+5.000	123.3	11
12	▼5	400 ZUERA RACING TEAM	PÉREZ-SANTANDER Jesus		CRG	9	11.419	0.165	1:04.914		125.2	12
13	▼2	425 CENTODIECI RACING	SAARI Tero		CRG	9	11.557	0.138	1:04.680		123.3	13
14	▲8	423 BRENNAN TECH	DALY Mark		TONY KART	9	12.933	1.376	1:05.040		125.1	14
15	▲6	406 BRENNAN TECH	CROSBIE Shane		TONYKART	9	13.585	0.652	1:05.094		124.1	15
16	▼1	421 VICTORY LANE	ROMERO Philippe		KR	9	14.757	1.172	1:04.995		123.8	16
17	▲1	431 HAASE RACING TEAM	KATAJA Antti		HAASE	9	14.783	0.026	1:04.925		124.4	17
18	▲1	403 KART RUNNER	LUDOVIC Francois		TONY KART	9	14.863	0.080	1:05.071		123.9	18
19	▼5	404 ZANCHI MOTORSPORT	MICALLEF Keith Josef		OTK	9	15.034	0.171	1:05.222		121.7	19
20	▼3	429 CKR	SOULIE Julien		LN	9	16.396	1.362	1:04.728	+5.000	123.4	20
21	▲2	424 CLUB KALIKART	GARRIDO PASTORIZA Nicolás		KK02	9	29.741	13.345	1:05.944		119.8	21
22	▲3	430 DRM RACING TEAM	MOHAMED Mohd Jasa		FALCON	9	43.585	13.844	1:07.860		119.7	22
23	▲1	412 TEAM PRO-KARTING	JØRGENSEN Bjørn Thomas		DR RACING KART	9	45.387	1.802	1:07.327		116.5	23
24	▼15	428 JDR	DEX Jack		MS KART	2	7 Laps	7 Laps	1:06.939		122.2	24
25	▼5	432 FUSION MOTORSPORT	MONTEMAYOR Mauricio		KR	0	9 Laps	2 Laps				25

No.420 PICOT Nicolas : 5 sec time penalty in the above mentioned session - Warning Flag (art. 24.2 Sporting Regulations). According to Stewards' Decision No.147.

No.429 SOULIE Julien : 5 sec time penalty for incorrectly installed Front Fairing or incorrect position of front fairing. According to Stewards' Decision No.148.

Leaders : No.420 PICOT Nicolas (1-1) / No.416 NORRIS John (2-9)

Start Time : 29/11 - 13:12:52

Best lap : No.407 NORDVANG Tommy Kvakkestad 1:04.275 95.16 kph

Weather : Overcast Air : 9°C Track : Dry

Event Record : No.415 PAGLIARANI Claudio 1:03.831 95.82 kph

No.420 04:38
Lap 4

Steward #1

Steward #2

Steward #3

IAME Warrior Final 2024: Zuera (ESP) 26/11 - 06/12/2024

Page 1 / 1

IAME Karting

Apex Timing GoRacing

DOCUMENT N° 148

DÉCISION DES COMMISSAIRES SPORTIFS STEWARDS' DECISION

PÉNALITÉ INFLIGÉE AU CONCURRENT (NOM) : **CKR**
PENALTY INFLICTED UPON THE COMPETITOR (NAME) :

NATIONALITÉ / NATIONALITY:

N°: **429**
No.:

PILOTE : **SOULIE Julien**
DRIVER :

Concerne la partie de la compétition **X30 MASTER - Qualifying Heat 3**
Concerns the part of the competition :

ÉNONCÉ / STATEMENT:

5 sec time penalty for incorrectly installed Front Fairing or incorrect position of front fairing

MOTIF / REASON:

The Stewards having received a report from the Scrutineers / Judges of fact, having examined this report, have considered the following matter, determine the following: _ The Driver mentioned above had his Front Fairing in an incorrect position when the Chequered Flag was waved. _ This fact is a violation against Art.2.3.3 of the 2024 CIK-FIA General Prescriptions. _ The Stewards impose this penalty according to Art.2.3.3 of the 2024 General Prescriptions and Art.12.3 of the 2024 FIA International Sporting Code. The Competitor is reminded that, in accordance with Art.2.3.3 of the 2024 CIK-FIA General Prescriptions the above penalty is not susceptible to appeal.

Décision annoncée
Decision announced

Date / Date: **29/11/2024**

Heure / Time: **13:36**

Nom / Name

Signature

Président du Collège / Chairman of the Panel:

Kris LAMBRECHT (BEL)



Membres du Collège / Members of the Panel:

Manuel BERNABÉ (ESP)



Pere SAURA (ESP)



NOTIFICATION AU CONCURRENT CONCERNÉ / NOTIFICATION TO THE RELEVANT COMPETITOR

Je soussigné :

I undersigned: Nom personnel / personal name

Représentant du Concurrent : **CKR**

Representing the Competitor: Nom du Concurrent / Competitor name

Certifie avoir reçu notification du document N° **148** des Commissaires Sportifs de la Compétition
Certify that I have been notified of document No. **148** *by the Stewards of the Competition.*

Date :

Heure / Time:

Signature :

DOCUMENT N° 147

DÉCISION DES COMMISSAIRES SPORTIFS STEWARDS' DECISION

PÉNALITÉ INFLIGÉE AU CONCURRENT (NOM) : **Nicholas Picot**
PENALTY INFLICTED UPON THE COMPETITOR (NAME):

NATIONALITÉ / NATIONALITY:

N°: **420**
No.:

PILOTE : **PICOT Nicolas**
DRIVER :

Concerne la partie de la compétition **X30 MASTER - Qualifying Heat 3**
Concerns the part of the competition:

ÉNONCÉ / STATEMENT:

5 sec time penalty in the above mentioned session

MOTIF / REASON:

The Driver no. 420 caused a contact with kart no. 418 near MP 2 in lap 4. The driver concerned forced kart no 418 to loose his position (reported by Judge of Facts after video control, requested by Race Director, Doc n° 129). Having considered the report concerned and relevant video sequence the Stewards judged this incident as a violation against the article 25.1 of the Championship Sporting Regulations and art. 3.2.6.e of the 2024 Karting Code of Driving Conduct. The Competitor is reminded that, in accordance with art. 12.3.4 of the 2024 FIA International Sporting Code and art. 25.2 of the Championship Sporting Regulations the above penalty is not susceptible to appeal.

Décision annoncée
Decision announced

Date / Date: **29/11/2024**

Heure / Time: **13:35**

Nom / Name

Signature

Président du Collège / Chairman of the Panel:

Kris LAMBRECHT (BEL)



Membres du Collège / Members of the Panel:

Manuel BERNABÉ (ESP)



Pere SAURA (ESP)



NOTIFICATION AU CONCURRENT CONCERNÉ / NOTIFICATION TO THE RELEVANT COMPETITOR

Je soussigné :

I undersigned: Nom personnel / personal name

Représentant du Concurrent : **Nicholas Picot**

Representing the Competitor: Nom du Concurrent / Competitor name

Certifie avoir reçu notification du document N° **147** des Commissaires Sportifs de la Compétition
Certify that I have been notified of document No. 147 by the Stewards of the Competition.

Date :

Heure / Time:

Signature :

X30 MASTER

Qualifying Heat 3 Lap Chart

For information purposes. No official / regulatory value

	1	2	3	4	5	6	7	8	9	10	11	12	13	14	15	16	17	18	19	20	21	22	23	24	25
Grid	420	415	416	418	410	407	400	411	428	427	425	408	426	404	421	417	429	431	403	432	406	423	424	412	430
Start	415	420	416	418	410	407	400	411	427	408	428	425	426	404	421	417	429	431	432	423	403	406	424	412	430
Lap 1 Interval	420	416	415	418	411	410	408	426	407	400	421	428	417	425	429	423	427	431	403	406	404	430	424	412	412
		0.0	0.0	1.0	0.0	0.3	0.0	0.0	0.3	0.9	0.2	0.1	0.0	0.1	0.1	0.2	0.3	0.3	0.0	0.1	0.4	8.2	0.0	3.8	
Lap 2	416	415	420	418	411	426	408	407	400	417	410	421	428	425	429	427	423	403	406	431	404	424	430	412	412
		0.3	0.6	0.1	0.7	0.1	1.7	0.0	0.1	0.3	0.0	0.2	0.4	0.4	0.2	0.0	0.1	0.3	0.2	0.3	0.7	8.3	1.2	4.5	
Lap 3	416	415	418	420	426	411	407	417	408	410	400	425	427	429	423	421	406	403	431	404	424	430	412	412	412
		0.2	1.5	0.1	0.2	0.5	1.3	0.4	0.0	0.4	0.3	1.3	0.0	0.2	0.1	0.4	0.0	0.1	0.0	0.7	9.1	2.6	4.8		
Lap 4	416	415	420	418	426	411	407	417	408	410	400	427	429	425	423	406	421	403	431	404	424	430	412	412	412
		0.5	1.8	0.4	0.1	0.5	0.9	0.1	0.8	0.2	0.1	1.4	0.4	0.3	0.1	0.3	0.4	0.3	0.4	0.3	10.2	3.5	4.5		
Lap 5	416	415	420	426	418	411	417	407	408	410	400	427	429	425	406	423	421	403	431	404	424	430	412	412	412
		0.5	2.2	0.4	0.0	0.8	0.8	0.2	1.1	0.0	0.2	1.3	0.2	0.6	0.6	0.0	0.3	0.2	0.4	0.5	11.2	5.4	4.4		
Lap 6	416	415	420	426	418	411	417	407	410	408	400	427	429	425	406	423	421	403	431	404	424	430	412	412	412
		0.6	2.3	0.3	0.0	1.3	0.4	0.0	1.8	0.2	0.0	1.1	0.3	0.4	1.1	0.0	0.5	0.1	0.2	0.9	11.9	7.3	4.0		
Lap 7	416	415	426	418	420	411	407	417	410	408	400	427	429	425	423	406	421	403	431	404	424	430	412	412	412
		0.6	3.1	0.0	0.3	1.1	0.0	0.2	2.0	0.1	0.0	0.9	0.3	0.5	1.5	0.2	0.0	0.5	0.1	0.9	13.0	9.9	3.0		
Lap 8	416	415	418	426	420	407	417	411	410	400	408	427	429	425	423	406	421	431	403	404	424	430	412	412	412
		0.9	3.6	0.1	0.1	0.7	0.4	0.4	2.3	0.1	0.1	0.1	0.5	0.7	1.8	0.5	0.0	0.2	0.4	0.6	13.9	11.8	2.1		
Lap 9	416	415	418	426	420	407	417	411	410	427	408	429	400	425	423	406	421	431	403	404	424	430	412	412	412
		1.3	4.6	0.0	0.2	0.1	0.1	0.2	3.7	0.4	0.0	0.4	0.0	0.1	1.3	0.6	1.1	0.0	0.1	14.7	13.8	1.8			

Timekeeper 

Race Director 

X30 MASTER

Qualifying Heat 3 Analysis

For information purposes. No official / regulatory value

Laps	Sector 1	Sector 2	Sector 3	Lap Time	Spd	Laps	Sector 1	Sector 2	Sector 3	Lap Time	Spd	Laps	Sector 1	Sector 2	Sector 3	Lap Time	Spd
No.400 PÉREZ-SANTANDER Jesus						No.407 NORDVANG Tommy Kvakkestad						No.412 JØRGENSEN Bjørn Thomas					
1	24.380	25.184	21.767	1:11.331	119	1	24.063	24.910	21.564	1:10.537	121	1	35.171	26.680	22.837	1:24.688	116
2	21.188	23.833	21.320	1:06.341	123	2	21.582	23.896	21.615	1:07.093	122	2	22.376	24.848	22.056	1:09.280	116
3	21.766	23.411	21.090	1:06.267	122	3	20.809	23.279	21.042	1:05.130	120	3	21.880	24.615	22.078	1:08.573	116
4	20.734	23.202	21.016	1:04.952	123	4	20.685	23.117	20.956	1:04.758	120	4	21.636	24.509	21.720	1:07.865	117
5	20.642	23.278	21.070	1:04.990	123	5	21.025	23.039	20.912	1:04.976	123	5	21.803	24.395	21.818	1:08.016	117
6	20.697	23.327	20.981	1:05.005	125	6	20.497	22.976	20.802	1:04.275	125	6	21.603	24.066	21.785	1:07.454	116
7	20.869	23.057	20.988	1:04.914	124	7	20.636	23.046	20.950	1:04.632	124	7	21.706	24.300	21.921	1:07.927	116
8	21.042	23.242	21.070	1:05.354	122	8	20.631	22.945	20.958	1:04.534	119	8	21.603	24.063	21.661	1:07.327	117
9	22.214	23.460	21.297	1:06.971	122	9	20.640	23.651	20.985	1:05.276	121	9	21.542	24.418	21.691	1:07.651	116
No.403 LUDOVIC Francois						No.408 EDWARDS Gary						No.415 PAGLIARANI Claudio					
1	24.320	25.867	21.918	1:12.105	120	1	23.528	24.606	21.576	1:09.710	120	1	23.430	24.248	21.315	1:08.993	122
2	21.232	23.926	21.516	1:06.674	123	2	22.103	23.838	21.527	1:07.468	118	2	21.309	23.276	20.980	1:05.565	120
3	21.125	23.879	21.558	1:06.562	123	3	21.038	23.371	21.251	1:05.660	125	3	20.736	22.963	20.919	1:04.618	120
4	21.265	23.650	21.126	1:06.041	122	4	20.844	23.217	21.225	1:05.286	120	4	20.769	22.931	20.869	1:04.569	120
5	20.567	23.430	21.074	1:05.071	123	5	20.752	23.261	21.108	1:05.121	120	5	20.644	22.858	20.870	1:04.372	119
6	20.691	23.462	20.937	1:05.090	123	6	20.885	23.280	21.116	1:05.281	121	6	20.633	22.786	20.953	1:04.372	119
7	20.757	23.471	21.173	1:05.401	120	7	20.721	23.170	21.047	1:04.938	122	7	20.723	22.813	20.973	1:04.509	118
8	21.012	23.757	21.084	1:05.853	120	8	21.052	23.466	21.061	1:05.579	122	8	20.703	22.916	20.995	1:04.614	118
9	20.926	23.347	21.403	1:05.676	118	9	21.465	23.636	21.281	1:06.382	116	9	20.897	22.980	20.996	1:04.873	117
No.404 MICALLEF Keith Josef						No.410 DALY Shane						No.416 NORRIS John					
1	25.072	26.104	22.123	1:13.299	121	1	23.814	24.532	21.807	1:10.153	120	1	23.170	24.117	21.564	1:08.851	122
2	21.420	24.437	21.520	1:07.377	120	2	21.887	24.393	21.876	1:08.156	126	2	20.868	23.335	21.062	1:05.265	119
3	21.115	23.773	21.153	1:06.041	122	3	21.041	23.293	21.171	1:05.505	122	3	20.736	23.033	20.948	1:04.717	118
4	20.868	23.980	21.187	1:06.035	122	4	20.784	23.317	21.014	1:05.115	122	4	20.622	22.767	20.940	1:04.329	118
5	20.868	23.286	21.141	1:05.295	121	5	20.748	23.148	21.015	1:04.911	124	5	20.609	22.800	20.926	1:04.335	118
6	20.856	23.279	21.125	1:05.260	121	6	20.703	23.126	21.065	1:04.894	120	6	20.572	22.810	20.913	1:04.295	118
7	20.782	23.393	21.066	1:05.241	120	7	20.798	23.132	21.174	1:05.104	118	7	20.649	22.769	21.015	1:04.433	118
8	20.934	23.414	21.085	1:05.433	121	8	21.025	23.228	21.185	1:05.438	117	8	20.616	22.812	20.907	1:04.335	118
9	20.902	23.271	21.049	1:05.222	121	9	21.577	23.346	21.280	1:06.203	117	9	20.690	22.816	20.991	1:04.497	117
No.406 CROSBIE Shane						No.411 VILANDER Toni						No.417 RINGELBERG Jim					
1	24.463	25.724	21.936	1:12.123	122	1	23.004	24.874	21.710	1:09.588	118	1	24.223	25.277	21.695	1:11.195	120
2	21.555	23.831	21.360	1:06.746	123	2	21.256	23.608	21.166	1:06.030	120	2	21.324	23.523	21.371	1:06.218	125
3	20.984	23.871	21.291	1:06.146	118	3	21.045	23.403	21.150	1:05.598	120	3	20.786	23.167	21.078	1:05.031	124
4	20.909	23.393	21.098	1:05.400	122	4	20.662	23.431	21.079	1:05.172	121	4	20.507	23.077	20.927	1:04.511	124
5	20.617	23.415	21.151	1:05.183	124	5	20.597	23.169	21.126	1:04.892	120	5	20.642	23.005	20.941	1:04.588	121
6	20.629	23.337	21.128	1:05.094	118	6	20.585	23.174	21.077	1:04.836	119	6	20.548	22.965	20.911	1:04.424	125
7	21.022	23.316	21.125	1:05.463	122	7	20.680	23.218	21.176	1:05.074	119	7	20.964	23.043	20.975	1:04.982	122
8	21.221	23.218	21.272	1:05.711	117	8	21.171	23.153	21.168	1:05.492	119	8	20.642	23.061	20.989	1:04.692	120
9	20.982	23.097	21.114	1:05.193	119	9	20.598	23.172	21.048	1:04.818	122	9	20.590	23.470	20.959	1:05.019	122

Timekeeper Race Director



X30 MASTER

Qualifying Heat 3 Analysis

For information purposes. No official / regulatory value

Laps	Sector 1	Sector 2	Sector 3	Lap Time	Spd	Laps	Sector 1	Sector 2	Sector 3	Lap Time	Spd	Laps	Sector 1	Sector 2	Sector 3	Lap Time	Spd
No.418 BESSAC Alexandre-Benoit						No.424 GARRIDO PASTORIZA Nicolás						No.428 DEX Jack					
1	23.776	24.552	21.599	1:09.927	118	1	24.700	34.228	21.948	1:20.876	119	1	23.928	25.478	22.012	1:11.418	122
2	21.004	23.305	21.030	1:05.339	122	2	21.714	23.912	21.735	1:07.361	116	2	21.647	23.791	21.501	1:06.939	120
3	21.219	23.186	20.984	1:05.389	120	3	21.303	23.626	21.893	1:06.822	116	No.429 SOULIE Julien					
4	21.280	23.198	20.894	1:05.372	121	4	22.055	23.687	21.465	1:07.207	116	1	23.898	25.697	21.839	1:11.434	123
5	20.819	23.072	20.854	1:04.745	124	5	21.206	23.622	21.443	1:06.271	116	2	21.499	24.119	21.613	1:07.231	121
6	20.576	23.000	20.803	1:04.379	126	6	21.125	23.412	21.407	1:05.944	116	3	21.073	24.010	21.205	1:06.288	123
7	21.067	23.012	20.821	1:04.900	121	7	21.268	23.550	21.491	1:06.309	116	4	20.816	23.143	21.174	1:05.133	120
8	20.909	23.098	21.081	1:05.088	117	8	21.277	23.558	21.500	1:06.335	116	5	20.699	23.011	21.018	1:04.728	121
9	21.351	23.331	21.174	1:05.856	117	9	21.172	23.386	21.456	1:06.014	116	6	20.738	23.041	21.068	1:04.847	120
No.420 PICOT Nicolas						No.425 SAARI Tero						No.430 MOHAMED Mohd Jasa					
1	22.998	24.275	21.569	1:08.842	115	1	24.108	25.437	22.020	1:11.565	123	1	32.312	26.028	22.135	1:20.475	119
2	21.713	23.474	21.126	1:06.313	118	2	21.426	24.267	21.490	1:07.183	120	2	22.117	24.554	21.961	1:08.632	115
3	21.439	23.348	20.954	1:05.741	121	3	20.822	24.194	21.149	1:06.165	121	3	21.853	24.548	21.839	1:08.240	115
4	20.774	22.971	20.992	1:04.737	117	4	21.350	23.396	21.072	1:05.818	122	4	21.915	24.295	21.962	1:08.172	115
5	20.809	22.920	20.952	1:04.681	118	5	20.739	23.181	21.082	1:05.002	121	5	21.774	24.577	21.734	1:08.085	115
6	20.742	22.911	20.905	1:04.558	117	6	20.594	23.102	20.984	1:04.680	121	6	21.702	24.421	21.737	1:07.860	114
7	21.694	23.051	20.866	1:05.611	120	7	20.595	23.181	21.019	1:04.795	120	7	22.679	24.293	21.983	1:08.955	114
8	20.825	23.297	20.915	1:05.037	123	8	20.656	23.314	21.142	1:05.112	120	8	21.821	24.508	21.876	1:08.205	114
9	21.199	23.662	21.005	1:05.866	117	9	20.743	23.530	21.262	1:05.535	121	9	21.830	24.511	21.676	1:08.017	115
No.421 ROMERO Philippe						No.426 DELRE Thierry						No.431 KATAJA Antti					
1	23.867	25.347	21.778	1:10.992	121	1	23.704	24.713	21.204	1:09.621	123	1	23.943	26.374	22.056	1:12.373	120
2	21.208	24.110	21.370	1:06.688	123	2	21.144	23.400	21.125	1:05.669	124	2	21.850	24.041	21.371	1:07.262	122
3	21.505	24.951	21.451	1:07.907	121	3	20.841	23.156	20.937	1:04.934	124	3	21.007	23.624	21.415	1:06.046	124
4	21.154	23.609	21.150	1:05.913	120	4	20.927	23.362	20.863	1:05.152	125	4	21.226	24.149	21.112	1:06.487	119
5	20.640	23.425	21.112	1:05.177	122	5	20.457	23.087	20.993	1:04.537	124	5	20.796	23.183	21.067	1:05.046	120
6	20.722	23.467	20.984	1:05.173	121	6	20.425	23.033	20.923	1:04.381	125	6	20.792	23.134	20.999	1:04.925	122
7	20.680	23.321	20.994	1:04.995	123	7	20.764	23.041	21.126	1:04.931	119	7	20.793	23.221	21.222	1:05.236	122
8	21.344	23.268	21.098	1:05.710	122	8	21.155	23.157	20.978	1:05.290	122	8	20.920	23.236	21.076	1:05.232	120
9	21.282	23.481	21.545	1:06.308	117	9	21.251	23.434	21.006	1:05.691	118	9	21.126	23.480	21.477	1:06.083	119
No.423 DALY Mark						No.427 PEURIERE François											
1	24.060	25.571	21.792	1:11.423	122	1	23.872	27.004	21.800	1:12.676	121						
2	21.467	24.174	21.516	1:07.157	123	2	21.204	23.940	21.494	1:06.638	118						
3	21.059	23.894	21.240	1:06.193	125	3	20.808	24.002	21.153	1:05.963	124						
4	20.984	23.583	20.994	1:05.561	123	4	20.757	23.108	21.088	1:04.953	119						
5	20.750	23.788	21.019	1:05.557	124	5	20.748	23.106	21.008	1:04.862	119						
6	20.757	23.334	20.949	1:05.040	121	6	20.694	23.078	21.004	1:04.776	119						
7	20.919	23.096	21.247	1:05.262	119	7	20.681	22.997	21.109	1:04.787	119						
8	20.985	23.247	21.152	1:05.384	118	8	20.692	23.022	20.929	1:04.643	123						
9	20.895	23.178	20.995	1:05.068	120	9	21.413	23.730	21.117	1:06.260	117						

Timekeeper Race Director




25 th	430 MOHAMED Mohd Jasa FALCON		13	412 JØRGENSEN Bjørn Thomas DR RACING KART		24 th
23 th	424 GARRIDO PASTORIZA Nicolás KK02		12	423 DALY Mark TONY KART		22 th
21 th	406 CROSBIE Shane TONYKART		11	432 MONTEMAYOR Mauricio KR		20 th
19 th	403 LUDOVIC Francois TONY KART		10	431 KATAJA Antti HAASE		18 th
17 th	429 SOULIE Julien LN		9	417 RINGELBERG Jim TD KART		16 th
15 th	421 ROMERO Philippe KR		8	404 MICALLEF Keith Josef OTK		14 th
13 th	426 DELRE Thierry TD RACING KART		7	408 EDWARDS Gary TONYKART		12 th
11 th	425 SAARI Tero CRG		6	427 PEURIERE François TONY KART		10 th
9 th	428 DEX Jack MS KART		5	411 VILANDER Toni CRG		8 th
7 th	400 PÉREZ-SANTANDER Jesus CRG		4	407 NORDVANG Tommy Kvakkestad KART REPUBLIK		6 th
5 th	410 DALY Shane KART REPUBLIC		3	418 BESSAC Alexandre-Benoit OTK		4 th
3 rd	416 NORRIS John TONY KART		2	415 PAGLIARANI Claudio TONY KART		2 nd
1 st	420 PICOT Nicolas TBC		1			


POLE POSITION



Start : 29/11 - 10:55 9 Laps = 15.291 km

Steward #1 

Steward #2 

Steward #3 

IAME Warrior Final 2024: Zuera (ESP) 26/11 - 06/12/2024

Page 1 / 1

IAME Karting

Apex Timing GoRacing 

Rnk	No.	Competitor	Driver	D. Nat	Equipment	Laps	Gap	Interv.	Best lap	Penalty	Spd	Points
1	420	Nicholas Picot	PICOT Nicolas		TBC	9			1:04.797		123.2	0
2	416	NCM	NORRIS John		TONY KART	9	0.082	0.082	1:04.397		121.1	2
3	418	KART IN PRO COMPETITION	BESSAC Alexandre-Benoit		OTK	9	0.273	0.191	1:04.243		123.5	3
4	415	ZANCHI MOTORSPORT	PAGLIARANI Claudio		TONY KART	9	0.471	0.198	1:04.274		125.6	4
5	428	JDR	DEX Jack		MS KART	9	1.500	1.029	1:04.879		124.5	5
6	407	SK SERVICE	NORDVANG Tommy Kvakkestad		KART REPUBLIK	9	1.586	0.086	1:04.654		125.6	6
7	410	DMS	DALY Shane		KART REPUBLIC	9	2.235	0.649	1:05.011		122.5	7
8	411	CENTODIECI RACING	VILANDER Toni		CRG	9	2.444	0.209	1:04.950		124.0	8
9	427	TEAM PEURIERE	PEURIERE François		TONY KART	9	2.671	0.227	1:04.982		126.3	9
10	403	KART RUNNER	LUDOVIC Francois		TONY KART	9	3.241	0.570	1:05.284		126.8	10
11	429	CKR	SOULIE Julien		LN	9	4.061	0.820	1:05.010		123.6	11
12	400	ZUERA RACING TEAM	PÉREZ-SANTANDER Jesus		CRG	9	4.276	0.215	1:05.241		125.1	12
13	432	FUSION MOTORSPORT	MONTEMAYOR Mauricio		KR	9	4.826	0.550	1:05.211		121.9	13
14	408	EGP RACING TEAM	EDWARDS Gary		TONYKART	9	4.908	0.082	1:04.718		125.0	14
15	406	BRENNAN TECH	CROSBIE Shane		TONYKART	9	5.059	0.151	1:05.764		123.8	15
16	417	R RACING	RINGELBERG Jim		TD KART	9	7.247	2.188	1:04.638	+5.000	125.7	16
17	426	TD OFFICIAL RACING TEAM	DELRE Thierry		TD RACING KART	9	7.571	0.324	1:04.897	+5.000	126.0	17
18	423	BRENNAN TECH	DALY Mark		TONY KART	9	9.078	1.507	1:05.468	+5.000	123.8	18
19	421	VICTORY LANE	ROMERO Philippe		KR	9	10.412	1.334	1:05.481	+5.000	121.8	19
20	430	DRM RACING TEAM	MOHAMED Mohd Jasa		FALCON	9	26.288	15.876	1:07.252		116.5	20
21	412	TEAM PRO-KARTING	JØRGENSEN Bjørn Thomas		DR RACING KART	9	27.631	1.343	1:07.751		117.8	21
22	404	ZANCHI MOTORSPORT	MICALLEF Keith Josef		OTK	9	39.819	12.188	1:06.344	+15.000	123.0	22
23	425	CENTODIECI RACING	SAARI Tero		CRG	8	1 Lap	1 Lap	1:05.133		124.1	23
24	424	CLUB KALIKART	GARRIDO PASTORIZA Nicolás		KK02	4	5 Laps	4 Laps	1:06.665		121.9	24
25	431	HAASE RACING TEAM	KATAJA Antti		HAASE	0	9 Laps	4 Laps				25

No.417 RINGELBERG Jim : 5 sec time penalty in the above mentioned session - Warning Flag after the session (art. 24.2 Sporting Regulations). According to Stewards' Decision No.104.
 No.426 DELRE Thierry : 5 sec time penalty for incorrectly installed Front Fairing or incorrect position of front fairing. According to Stewards' Decision No.105-426.
 No.423 DALY Mark : 5 sec time penalty for incorrectly installed Front Fairing or incorrect position of front fairing. According to Stewards' Decision No.105-423.
 No.421 ROMERO Philippe : 5 sec time penalty for incorrectly installed Front Fairing or incorrect position of front fairing. According to Stewards' Decision No.105-421.
 No.404 MICALLEF Keith Josef : 5 sec time penalty for causing an incident (art. 2.24 CIK General Prescriptions). According to Stewards' Decision No.102.
 No.404 MICALLEF Keith Josef : 5 sec time penalty for causing an incident (art. 2.24 CIK General Prescriptions). According to Stewards' Decision No.103.
 No.404 MICALLEF Keith Josef : 5 sec time penalty for incorrectly installed Front Fairing or incorrect position of front fairing. According to Stewards' Decision No.105-404.

Leaders : No.420 PICOT Nicolas (1-3) / No.416 NORRIS John (4-7) / No.420 PICOT Nicolas (8-9)

Start Time : 28/11 - 13:53:53

Best lap : No.418 BESSAC Alexandre-Benoit 1:04.243 95.21 kph

Weather : Scattered cloud Air : 11°C Track : Dry

Event Record : No.415 PAGLIARANI Claudio 1:03.831 95.82 kph

No.404 INVEST 02:31 Lap 2

SLOW 05:04 Lap 4

08:22 Lap 7

Steward #1

Steward #2

Steward #3

DOCUMENT N° 104

DÉCISION DES COMMISSAIRES SPORTIFS STEWARDS' DECISION

PÉNALITÉ INFLIGÉE AU CONCURRENT (NOM) : **R RACING**
PENALTY INFLICTED UPON THE COMPETITOR (NAME):

NATIONALITÉ / NATIONALITY:

N°: **417**
No.:

PILOTE : **RINGELBERG Jim**
DRIVER :

Concerne la partie de la compétition **X30 MASTER - Qualifying Heat 2**
Concerns the part of the competition:

ÉNONCÉ / STATEMENT:

5 sec time penalty in the above mentioned session

MOTIF / REASON:

The Driver no. 417 caused a contact with kart no. 425 near MP 2 in the last lap. The driver concerned forced kart no 425 wide (reported by Judge of Facts after video control, requested by Race Director, Doc n° 95). Having considered the report concerned and relevant video sequence the Stewards judged this incident as a violation against the article 25.1 of the Championship Sporting Regulations and art. 3.2.6.e of the 2024 Karting Code of Driving Conduct. The Competitor is reminded that, in accordance with art. 12.3.4 of the 2024 FIA International Sporting Code and art. 25.2 of the Championship Sporting Regulations the above penalty is not susceptible to appeal.

Décision annoncée
Decision announced

Date / Date: **28/11/2024**

Heure / Time: **14:14**

Nom / Name

Signature

Président du Collège / Chairman of the Panel:

Kris LAMBRECHT (BEL)



Membres du Collège / Members of the Panel:

Manuel BERNABÉ (ESP)



Pere SAURA (ESP)



NOTIFICATION AU CONCURRENT CONCERNÉ / NOTIFICATION TO THE RELEVANT COMPETITOR

Je soussigné :

I undersigned: Nom personnel / personal name

Représentant du Concurrent : **R RACING**

Representing the Competitor: Nom du Concurrent / Competitor name

Certifie avoir reçu notification du document N° **104** des Commissaires Sportifs de la Compétition
Certify that I have been notified of document No. 104 by the Stewards of the Competition.

Date :

Heure / Time:

Signature :

DOCUMENT N° 103

DÉCISION DES COMMISSAIRES SPORTIFS STEWARDS' DECISION

PÉNALITÉ INFLIGÉE AU CONCURRENT (NOM) : **ZANCHI MOTORSPORT**
PENALTY INFLICTED UPON THE COMPETITOR (NAME):

NATIONALITÉ / NATIONALITY:

N°: **404**
No.:

PILOTE : **MICALLEF Keith Josef**
DRIVER :

Concerne la partie de la compétition **X30 MASTER - Qualifying Heat 2**
Concerns the part of the competition :

ÉNONCÉ / STATEMENT:

5 sec time penalty in the above mentioned session

MOTIF / REASON:

The Stewards having received a report from the Judge of Facts (Doc n° 93), having examined this report, have considered the following matter, determine the following: _The above-mentioned Driver caused a collision with kart no. 424 during Lap 3 at MP 1. _This fact is a violation against the Art. 3.6.2. e of the 2024 FIA International Sporting Code of Driving Conduct. _The Stewards impose this penalty according to Art. 3.6.2.e of the 2024 International Sporting Code of Driving Conduct and Art. 2.24 of the 2024 CIK-FIA General Prescriptions and Art.12.4 of the 2024 FIA International Sporting Code. The Competitor is reminded that, in accordance with Art. 28.4 of the 2024 Championship Sporting Regulations the above penalty is not susceptible to appeal.

Décision annoncée
Decision announced

Date / Date: **28/11/2024**

Heure / Time: **14:11**

Nom / Name

Signature

Président du Collège / Chairman of the Panel:

Kris LAMBRECHT (BEL)



Membres du Collège / Members of the Panel:

Manuel BERNABÉ (ESP)



Pere SAURA (ESP)



NOTIFICATION AU CONCURRENT CONCERNÉ / NOTIFICATION TO THE RELEVANT COMPETITOR

Je soussigné :

I undersigned: Nom personnel / personal name

Représentant du Concurrent : **ZANCHI MOTORSPORT**

Representing the Competitor: Nom du Concurrent / Competitor name

Certifie avoir reçu notification du document N° **103** des Commissaires Sportifs de la Compétition
Certify that I have been notified of document No. **103** *by the Stewards of the Competition.*

Date :

Heure / Time:

Signature :

DOCUMENT N° 102

DÉCISION DES COMMISSAIRES SPORTIFS STEWARDS' DECISION

PÉNALITÉ INFLIGÉE AU CONCURRENT (NOM) : **ZANCHI MOTORSPORT**
PENALTY INFLICTED UPON THE COMPETITOR (NAME):

NATIONALITÉ / NATIONALITY:

N°: **404**
No.:

PILOTE : **MICALLEF Keith Josef**
DRIVER :

Concerne la partie de la compétition **X30 MASTER - Qualifying Heat 2**
Concerns the part of the competition :

ÉNONCÉ / STATEMENT:

5 sec time penalty in the above mentioned session

MOTIF / REASON:

The Stewards having received a report from the Judge of Facts (Doc n° 92), having examined this report, have considered the following matter, determine the following: _The above-mentioned Driver caused a collision with kart no. 421 during Lap 1 at MP 2. _This fact is a violation against the Art. 3.6.2. e of the 2024 FIA International Sporting Code of Driving Conduct. _The Stewards impose this penalty according to Art. 3.6.2.e of the 2024 International Sporting Code of Driving Conduct and Art. 2.24 of the 2024 CIK-FIA General Prescriptions and Art.12.4 of the 2024 FIA International Sporting Code. The Competitor is reminded that, in accordance with Art. 28.4 of the 2024 Championship Sporting Regulations the above penalty is not susceptible to appeal.

Décision annoncée
Decision announced

Date / Date: **28/11/2024**

Heure / Time: **14:01**

Nom / Name

Signature

Président du Collège / Chairman of the Panel:

Kris LAMBRECHT (BEL)



Membres du Collège / Members of the Panel:

Manuel BERNABÉ (ESP)



Pere SAURA (ESP)



NOTIFICATION AU CONCURRENT CONCERNÉ / NOTIFICATION TO THE RELEVANT COMPETITOR

Je soussigné :

I undersigned: Nom personnel / personal name

Représentant du Concurrent : **ZANCHI MOTORSPORT**

Representing the Competitor: Nom du Concurrent / Competitor name

Certifie avoir reçu notification du document N° **102** des Commissaires Sportifs de la Compétition
Certify that I have been notified of document No. **102** *by the Stewards of the Competition.*

Date :

Heure / Time:

Signature :

X30 MASTER

Qualifying Heat 2 Lap Chart

For information purposes. No official / regulatory value

	1	2	3	4	5	6	7	8	9	10	11	12	13	14	15	16	17	18	19	20	21	22	23	24	25
Grid	420	415	416	418	410	407	400	411	428	427	425	408	426	404	421	417	429	431	403	432	406	423	424	412	430
Start	420	416	415	418	410	407	400	411	428	427	425	426	408	421	404	417	429	432	403	423	406	412	424	430	
Lap 1 Interval	420	416 1.0	415 0.2	418 0.1	410 0.0	411 0.1	407 0.0	428 0.4	427 0.1	408 0.4	425 0.1	426 0.1	429 0.3	417 1.1	404 0.0	403 0.1	424 0.4	423 0.0	406 0.4	400 0.4	432 0.4	421 6.1	430 2.2	412 4.5	
Lap 2	420	416 0.6	415 0.4	418 0.5	411 0.8	410 0.2	408 0.7	428 0.1	407 0.2	427 0.0	425 0.3	426 0.1	429 0.3	417 0.0	424 2.3	423 0.0	404 0.3	400 0.2	403 0.0	406 0.3	432 0.2	421 5.5	430 4.1	412 5.3	
Lap 3	420	416 0.3	415 0.5	418 0.4	411 1.5	410 0.1	408 1.3	428 0.0	407 0.3	426 0.0	425 0.2	417 0.1	427 0.2	429 0.3	423 2.5	424 0.6	403 0.1	400 0.2	432 0.2	404 0.2	406 0.2	421 4.9	430 6.1	412 5.4	
Lap 4	416	415 0.2	420 0.0	418 0.4	410 2.4	411 0.2	408 1.0	428 0.0	407 0.6	425 0.2	417 0.1	427 0.0	429 0.3	426 0.1	423 3.0	403 0.5	432 1.3	400 0.0	424 0.3	404 0.0	406 0.0	421 4.8	430 7.3	412 6.0	
Lap 5	416	415 0.4	420 0.2	418 0.0	410 2.9	411 0.1	408 0.7	428 0.2	407 0.4	417 0.3	425 0.4	427 0.2	426 0.1	429 0.3	423 3.2	403 0.3	432 1.2	400 0.0	406 0.9	421 4.8	430 11.6	404 1.3	412 3.0		
Lap 6	416	415 0.3	420 0.2	418 0.3	410 0.1	411 0.2	408 0.1	428 0.2	407 0.1	417 0.6	425 0.2	427 0.4	426 0.2	429 0.2	423 0.8	403 0.1	432 0.3	400 0.5	406 0.4	421 6.1	430 14.9	404 0.9	412 1.6		
Lap 7	416	415 0.2	420 0.0	418 0.1	410 0.2	411 0.2	408 0.1	428 0.1	407 0.2	417 0.4	425 0.2	427 0.2	426 0.3	429 0.3	423 0.5	403 0.3	432 0.3	400 0.1	406 0.2	421 0.7	430 17.5	404 0.4	412 0.6		
Lap 8	420	418 0.2	416 0.8	410 0.3	407 0.0	428 0.1	415 0.0	411 0.5	408 0.1	425 0.0	417 0.0	426 0.1	429 0.3	427 0.0	423 0.2	403 0.2	400 0.1	432 0.5	406 0.3	421 0.0	404 19.3	430 0.8	412 0.7		
Lap 9	420	416 0.0	418 0.1	415 0.1	428 1.0	407 0.0	410 0.6	417 0.0	411 0.1	426 0.1	427 0.1	403 0.5	429 0.8	423 0.0	400 0.1	432 0.5	408 0.0	406 0.1	421 0.3	404 19.4	430 1.4	412 1.3			

Timekeeper 

Race Director 





X30 MASTER

Qualifying Heat 2 Analysis

For information purposes. No official / regulatory value

Laps	Sector 1	Sector 2	Sector 3	Lap Time	Spd	Laps	Sector 1	Sector 2	Sector 3	Lap Time	Spd	Laps	Sector 1	Sector 2	Sector 3	Lap Time	Spd
No.400 PÉREZ-SANTANDER Jesus						No.407 NORDVANG Tommy Kvakkestad						No.412 JØRGENSEN Bjørn Thomas					
1	26.703	25.121	21.628	1:13.452	120	1	23.124	24.380	21.448	1:08.952	125	1	35.692	26.659	22.996	1:25.347	117
2	21.218	24.138	21.373	1:06.729	123	2	21.772	24.227	21.155	1:07.154	122	2	22.234	24.833	21.978	1:09.045	116
3	21.411	23.878	21.218	1:06.507	121	3	21.339	23.528	21.159	1:06.026	121	3	21.754	24.609	21.859	1:08.222	117
4	20.852	23.821	21.790	1:06.463	121	4	21.034	23.104	21.071	1:05.209	119	4	21.715	24.389	21.746	1:07.850	117
5	20.971	23.171	21.099	1:05.241	121	5	20.662	22.959	21.033	1:04.654	120	5	21.846	24.651	21.777	1:08.274	117
6	21.836	24.208	21.283	1:07.327	120	6	22.056	25.428	22.509	1:09.993	105	6	22.182	25.387	22.125	1:09.694	116
7	24.845	25.390	22.847	1:13.082	124	7	24.955	25.923	22.929	1:13.807	122	7	21.786	24.713	22.104	1:08.603	117
8	21.011	23.456	21.016	1:05.483	125	8	21.293	23.814	21.217	1:06.324	119	8	21.626	24.275	21.850	1:07.751	117
9	21.654	23.776	21.250	1:06.680	123	9	21.693	23.349	21.153	1:06.195	118	9	21.908	24.348	21.820	1:08.076	117
No.403 LUDOVIC Francois						No.408 EDWARDS Gary						No.415 PAGLIARANI Claudio					
1	24.295	24.836	21.762	1:10.893	121	1	23.593	24.578	21.517	1:09.688	121	1	22.791	24.334	21.873	1:08.998	120
2	21.902	24.974	21.337	1:08.213	126	2	21.076	24.159	21.082	1:06.317	125	2	20.920	23.161	21.048	1:05.129	120
3	21.379	23.688	21.107	1:06.174	122	3	20.830	23.227	21.290	1:05.347	118	3	20.590	22.997	20.981	1:04.568	120
4	20.905	23.400	21.072	1:05.377	119	4	20.689	23.087	21.116	1:04.892	119	4	20.519	22.878	20.877	1:04.274	119
5	20.854	23.339	21.091	1:05.284	120	5	20.579	23.047	21.092	1:04.718	119	5	20.868	22.852	20.904	1:04.624	114
6	21.277	24.880	21.543	1:07.700	103	6	21.741	25.452	23.090	1:10.283	95	6	22.470	27.260	23.676	1:13.406	103
7	25.202	25.350	23.043	1:13.595	120	7	24.796	25.973	23.055	1:13.824	123	7	24.483	26.342	23.218	1:14.043	121
8	20.862	23.595	21.294	1:05.751	124	8	21.724	24.513	21.382	1:07.619	122	8	22.727	23.954	21.125	1:07.806	125
9	21.074	23.672	21.068	1:05.814	122	9	23.607	23.816	21.154	1:08.577	124	9	21.091	22.978	20.783	1:04.852	121
No.404 MICALLEF Keith Josef						No.410 DALY Shane						No.416 NORRIS John					
1	24.571	24.503	22.131	1:11.205	119	1	22.956	24.323	21.500	1:08.779	120	1	22.926	24.309	21.534	1:08.769	119
2	22.328	24.401	21.389	1:08.118	121	2	21.721	23.578	21.229	1:06.528	121	2	20.760	23.117	21.033	1:04.910	120
3	21.885	24.146	21.203	1:07.234	123	3	20.787	23.242	21.089	1:05.118	122	3	20.600	22.961	20.962	1:04.523	121
4	20.855	23.607	21.882	1:06.344	123	4	20.718	23.162	21.131	1:05.011	118	4	20.523	22.992	20.996	1:04.511	119
5	35.229	24.536	23.848	1:23.613	99	5	20.765	23.102	21.218	1:05.085	118	5	20.554	22.790	21.053	1:04.397	115
6	22.844	25.773	22.536	1:11.153	106	6	21.771	25.305	23.671	1:10.747	91	6	22.768	27.308	23.496	1:13.572	101
7	22.517	24.956	22.038	1:09.511	118	7	24.571	26.212	23.054	1:13.837	123	7	24.584	26.390	23.178	1:14.152	118
8	21.436	23.880	21.495	1:06.811	117	8	21.411	24.293	21.334	1:07.038	119	8	22.020	24.208	21.115	1:07.343	120
9	21.408	23.881	21.609	1:06.898	117	9	21.902	23.746	21.253	1:06.901	118	9	20.630	23.519	20.992	1:05.141	118
No.406 CROSBIE Shane						No.411 VILANDER Toni						No.417 RINGELBERG Jim					
1	24.807	24.897	21.843	1:11.547	119	1	22.892	24.289	21.560	1:08.741	123	1	24.796	24.397	21.921	1:11.114	117
2	21.667	24.389	21.583	1:07.639	120	2	21.382	23.513	21.176	1:06.071	119	2	21.203	23.175	21.027	1:05.405	124
3	21.446	24.018	21.381	1:06.845	120	3	20.743	23.275	21.205	1:05.223	118	3	20.909	23.538	20.888	1:05.335	124
4	20.762	23.612	21.773	1:06.147	123	4	21.028	23.280	21.099	1:05.407	121	4	21.181	23.120	20.851	1:05.152	125
5	21.042	23.366	21.356	1:05.764	116	5	20.615	23.269	21.066	1:04.950	120	5	20.724	22.896	21.018	1:04.638	113
6	21.114	24.176	21.537	1:06.827	115	6	21.804	25.614	23.493	1:10.911	92	6	22.525	25.119	22.659	1:10.303	108
7	24.676	25.247	22.907	1:12.830	121	7	24.692	26.066	23.069	1:13.827	123	7	24.768	25.834	23.019	1:13.621	120
8	20.969	23.775	21.425	1:06.169	121	8	21.230	24.618	21.756	1:07.604	121	8	21.051	23.971	21.821	1:06.843	118
9	21.596	23.753	21.215	1:06.564	122	9	21.314	23.909	21.062	1:06.285	120	9	21.137	23.674	21.031	1:05.842	119

Timekeeper  Race Director 



X30 MASTER

Qualifying Heat 2 Analysis

For information purposes. No official / regulatory value

Laps	Sector 1	Sector 2	Sector 3	Lap Time	Spd
No.418 BESSAC Alexandre-Benoit					
1	22.920	24.338	21.731	1:08.989	120
2	21.218	23.302	20.981	1:05.501	121
3	20.587	23.022	20.892	1:04.501	121
4	20.596	22.807	20.840	1:04.243	122
5	20.583	23.096	20.871	1:04.550	115
6	22.765	26.989	23.808	1:13.562	93
7	24.520	26.217	22.982	1:13.719	123
8	21.363	23.685	21.008	1:06.056	121
9	21.490	23.691	21.024	1:06.205	118

Laps	Sector 1	Sector 2	Sector 3	Lap Time	Spd
No.420 PICOT Nicolas					
1	22.645	23.836	21.341	1:07.822	116
2	21.052	23.243	21.042	1:05.337	116
3	20.781	22.977	21.039	1:04.797	117
4	20.943	23.131	21.049	1:05.123	118
5	20.948	22.981	20.960	1:04.889	119
6	22.526	27.068	23.763	1:13.357	102
7	24.491	26.224	23.156	1:13.871	123
8	21.407	23.413	21.167	1:05.987	116
9	21.567	23.448	21.137	1:06.152	118

Laps	Sector 1	Sector 2	Sector 3	Lap Time	Spd
No.421 ROMERO Philippe					
1	33.303	24.581	21.799	1:19.683	116
2	21.528	23.471	21.313	1:06.312	116
3	21.122	23.608	21.347	1:06.077	116
4	21.316	23.403	21.295	1:06.014	116
5	21.121	23.384	21.261	1:05.766	116
6	21.260	25.435	21.487	1:08.182	116
7	21.790	24.266	21.321	1:07.377	119
8	20.900	23.401	21.180	1:05.481	121
9	21.677	23.886	21.298	1:06.861	121

Laps	Sector 1	Sector 2	Sector 3	Lap Time	Spd
No.423 DALY Mark					
1	24.334	25.232	21.754	1:11.320	123
2	21.964	23.869	21.237	1:07.070	122
3	21.198	23.476	21.305	1:05.979	118
4	21.003	23.510	21.153	1:05.666	118
5	20.945	23.335	21.188	1:05.468	117
6	21.023	25.003	21.883	1:07.909	104
7	24.933	25.530	22.915	1:13.378	119
8	20.945	23.630	21.241	1:05.816	123
9	21.941	23.818	21.169	1:06.928	120

Laps	Sector 1	Sector 2	Sector 3	Lap Time	Spd
No.424 GARRIDO PASTORIZA Nicolás					
1	24.218	24.948	21.759	1:10.925	120
2	21.602	24.029	21.467	1:07.098	119
3	21.309	23.920	21.436	1:06.665	118
4	21.240	23.943	22.055	1:07.238	121

Laps	Sector 1	Sector 2	Sector 3	Lap Time	Spd
No.425 SAARI Tero					
1	23.723	24.521	21.749	1:09.993	122
2	21.110	24.076	21.333	1:06.519	122
3	21.252	23.493	20.982	1:05.727	124
4	20.815	23.296	21.022	1:05.133	121
5	21.084	23.171	20.917	1:05.172	120
6	22.707	25.050	22.402	1:10.159	106
7	24.886	25.738	23.007	1:13.631	121
8	20.860	24.531	21.161	1:06.552	122

Laps	Sector 1	Sector 2	Sector 3	Lap Time	Spd
No.426 DELRE Thierry					
1	24.329	23.988	21.730	1:10.047	124
2	21.094	24.063	21.345	1:06.502	125
3	20.915	23.315	21.128	1:05.358	125
4	21.888	23.180	20.981	1:06.049	125
5	20.779	23.110	21.008	1:04.897	116
6	23.130	24.953	22.350	1:10.433	98
7	25.058	25.685	22.857	1:13.600	122
8	20.640	24.329	21.108	1:06.077	124
9	21.291	23.733	21.020	1:06.044	123

Laps	Sector 1	Sector 2	Sector 3	Lap Time	Spd
No.427 PEURIERE François					
1	23.426	24.497	21.453	1:09.376	123
2	21.369	24.183	21.289	1:06.841	125
3	21.641	23.714	21.013	1:06.368	123
4	20.828	23.083	21.071	1:04.982	126
5	21.076	23.157	21.006	1:05.239	114
6	23.043	24.979	22.330	1:10.352	103
7	24.967	25.794	22.723	1:13.484	121
8	20.765	24.853	21.169	1:06.787	125
9	20.980	23.751	21.031	1:05.762	124


Laps	Sector 1	Sector 2	Sector 3	Lap Time	Spd
No.428 DEX Jack					
1	23.400	24.371	21.476	1:09.247	122
2	21.235	24.061	21.263	1:06.559	120
3	21.161	23.586	21.089	1:05.836	122
4	20.829	23.129	20.938	1:04.896	123
5	20.663	23.135	21.081	1:04.879	120


Laps	Sector 1	Sector 2	Sector 3	Lap Time	Spd
6	22.155	25.266	22.812	1:10.233	100
7	24.876	25.878	23.000	1:13.754	124
8	21.585	23.833	21.265	1:06.683	122
9	21.440	23.380	21.152	1:05.972	119

Laps	Sector 1	Sector 2	Sector 3	Lap Time	Spd
No.429 SOULIE Julien					
1	23.815	24.420	21.576	1:09.811	122
2	20.929	24.049	21.445	1:06.423	122
3	21.098	23.697	21.172	1:05.967	122
4	20.770	23.226	21.014	1:05.010	122
5	20.876	23.353	21.156	1:05.385	121
6	23.010	25.012	22.294	1:10.316	92
7	25.365	25.469	22.895	1:13.729	120
8	20.698	24.085	21.233	1:06.016	123
9	22.179	23.812	21.233	1:07.224	119

Laps	Sector 1	Sector 2	Sector 3	Lap Time	Spd
No.430 MOHAMED Mohd Jasa					
1	31.893	25.565	22.184	1:19.642	115
2	21.925	24.627	21.718	1:08.270	116
3	21.727	24.580	21.748	1:08.055	116
4	21.601	24.096	21.555	1:07.252	116
5	23.080	24.810	22.114	1:10.004	116
6	21.999	26.652	22.820	1:11.471	115
7	22.337	25.433	22.254	1:10.024	116
8	21.873	24.641	21.628	1:08.142	117
9	21.728	24.136	21.643	1:07.507	116

Laps	Sector 1	Sector 2	Sector 3	Lap Time	Spd
No.432 MONTEMAYOR Mauricio					
1	25.351	25.820	21.840	1:13.011	120
2	21.324	24.087	21.522	1:06.933	121
3	21.029	23.815	21.258	1:06.102	122
4	20.739	23.837	21.599	1:06.175	119
5	20.706	23.265	21.240	1:05.211	117
6	21.131	24.341	21.350	1:06.822	108
7	25.080	25.500	22.982	1:13.562	121
8	21.206	23.747	21.162	1:06.115	121
9	21.194	23.978	21.534	1:06.706	121

Timekeeper  Race Director 

25 th	430 MOHAMED Mohd Jasa FALCON		13			
23 th	424 GARRIDO PASTORIZA Nicolás KK02		12	412 JØRGENSEN Bjørn Thomas DR RACING KART		24 th
21 th	406 CROSBIE Shane TONYKART		11	423 DALY Mark TONY KART		22 th
19 th	403 LUDOVIC Francois TONY KART		10	432 MONTEMAYOR Mauricio KR		20 th
17 th	429 SOULIE Julien LN		9	431 KATAJA Antti HAASE		18 th
15 th	421 ROMERO Philippe KR		8	417 RINGELBERG Jim TD KART		16 th
13 th	426 DELRE Thierry TD RACING KART		7	404 MICALLEF Keith Josef OTK		14 th
11 th	425 SAARI Tero CRG		6	408 EDWARDS Gary TONYKART		12 th
9 th	428 DEX Jack MS KART		5	427 PEURIERE François TONY KART		10 th
7 th	400 PÉREZ-SANTANDER Jesus CRG		4	411 VILANDER Toni CRG		8 th
5 th	410 DALY Shane KART REPUBLIC		3	407 NORDVANG Tommy Kvakkestad KART REPUBLIK		6 th
3 rd	416 NORRIS John TONY KART		2	418 BESSAC Alexandre-Benoit OTK		4 th
1 st	420 PICOT Nicolas TBC		1	415 PAGLIARANI Claudio TONY KART		2 nd

POLE POSITION



Start : 28/11 - 11:45 9 Laps = 15.291 km

Timekeeper 

Race Director 

IAME Warrior Final 2024: Zuera (ESP) 26/11 - 06/12/2024

Page 1 / 1

IAME Karting

Apex Timing GoRacing 

Rnk	No.	Competitor	Driver	D. Nat	Equipment	Laps	Gap	Interv.	Best lap	Penalty	Spd	Points
1	▲1	415 ZANCHI MOTORSPORT	PAGLIARANI Claudio		TONY KART	9			1:03.831		124.2	0
2	▲1	416 NCM	NORRIS John		TONY KART	9	0.285	0.285	1:04.234		125.1	2
3	▲3	407 SK SERVICE	NORDVANG Tommy Kvakkestad		KART REPUBLIK	9	0.595	0.310	1:04.117		124.9	3
4	▼3	420 Nicholas Picot	PICOT Nicolas		TBC	9	1.281	0.686	1:04.168		121.0	4
5	▲11	417 R RACING	RINGELBERG Jim		TD KART	9	1.577	0.296	1:04.187		125.3	5
6	▼2	418 KART IN PRO COMPETITION	BESSAC Alexandre-Benoit		OTK	9	1.698	0.121	1:04.215		125.7	6
7	▲3	427 TEAM PEURIERE	PEURIERE François		TONY KART	9	2.167	0.469	1:04.284		125.5	7
8	=	411 CENTODIECI RACING	VILANDER Toni		CRG	9	2.350	0.183	1:04.339		125.3	8
9	▲3	408 EGP RACING TEAM	EDWARDS Gary		TONYKART	9	2.437	0.087	1:04.416		125.2	9
10	▼5	410 DMS	DALY Shane		KART REPUBLIC	9	4.264	1.827	1:04.605		121.4	10
11	▲2	426 TD OFFICIAL RACING TEAM	DELRE Thierry		TD RACING KART	9	5.089	0.825	1:04.178		126.8	11
12	▼5	400 ZUERA RACING TEAM	PÉREZ-SANTANDER Jesus		CRG	9	5.230	0.141	1:04.365		125.4	12
13	▼4	428 JDR	DEX Jack		MS KART	9	5.761	0.531	1:04.617		121.5	13
14	▼3	425 CENTODIECI RACING	SAARI Tero		CRG	9	6.554	0.793	1:04.235		122.6	14
15	▲7	423 BRENNAN TECH	DALY Mark		TONY KART	9	6.878	0.324	1:04.351		124.6	15
16	▼2	404 ZANCHI MOTORSPORT	MICALLEF Keith Josef		OTK	9	7.954	1.076	1:04.419		123.5	16
17	▲2	403 KART RUNNER	LUDOVIC Francois		TONY KART	9	8.144	0.190	1:04.440		123.5	17
18	▲5	424 CLUB KALIKART	GARRIDO PASTORIZA Nicolás		KK02	9	13.752	5.608	1:04.860		123.8	18
19	▼2	429 CKR	SOULIE Julien		LN	9	15.330	1.578	1:04.432		122.3	19
20	▼2	431 HAASE RACING TEAM	KATAJA Antti		HAASE	9	16.208	0.878	1:05.385		118.6	20
21	▼6	421 VICTORY LANE	ROMERO Philippe		KR	9	16.208	0.000	1:04.370		123.1	21
22	▼2	432 FUSION MOTORSPORT	MONTEMAYOR Mauricio		KR	9	19.425	3.217	1:05.020	+5.000	123.1	22
23	▲2	430 DRM RACING TEAM	MOHAMED Mohd Jasa		FALCON	9	25.857	6.432	1:06.414		120.1	23
24	=	412 TEAM PRO-KARTING	JØRGENSEN Bjørn Thomas		DR RACING KART	9	49.184	23.327	1:07.609		118.1	24
25	▼4	406 BRENNAN TECH	CROSBIE Shane		TONYKART	7	2 Laps	2 Laps	1:04.928	+10.000	121.5	25

No.432 MONTEMAYOR Mauricio : 5 sec time penalty for causing an incident (art. 2.24 CIK General Prescriptions). According to Stewards' Decision No.50.
 No.406 CROSBIE Shane : 5 sec penalty for completely leaving corridor (art 2.20 CIK General Prescriptions). According to Stewards' Decision No.51.
 No.406 CROSBIE Shane : 5 sec time penalty for incorrectly installed Front Fairing or incorrect position of front fairing. According to Stewards' Decision No.52.

Leaders : No.416 NORRIS John (1-2) / No.420 PICOT Nicolas (3-4) / No.407 NORDVANG Tommy Kvakkestad (5-5) / No.420 PICOT Nicolas (6-7) / No.415 PAGLIARANI Claudio (8-9)

Start Time : 27/11 - 12:34:06

Best lap : No.415 PAGLIARANI Claudio 1:03.831 95.82 kph

Weather : Sunny Air : 11°C Track : Dry

Previous Event Record : No.420 PICOT Nicolas 1:04.135 95.37 kph

No.406 INVEST 02:36 Lap 2

Steward #1

Steward #2

Steward #3

IAME Warrior Final 2024: Zuera (ESP) 26/11 - 06/12/2024

Page 1 / 1

IAME Karting

Apex Timing GoRacing

DOCUMENT N° 52

DÉCISION DES COMMISSAIRES SPORTIFS STEWARDS' DECISION

PÉNALITÉ INFLIGÉE AU CONCURRENT (NOM) : **BRENNAN TECH**
PENALTY INFLICTED UPON THE COMPETITOR (NAME):

NATIONALITÉ / NATIONALITY:

N°: **406**
No.:

PILOTE : **CROSBIE Shane**
DRIVER :

Concerne la partie de la compétition **X30 MASTER - Qualifying Heat 1**
Concerns the part of the competition :

ÉNONCÉ / STATEMENT:

5 sec time penalty for incorrectly installed Front Fairing or incorrect position of front fairing

MOTIF / REASON:

The Stewards having received a report from the Scrutineers / Judges of fact, having examined this report, have considered the following matter, determine the following: _ The Driver mentioned above had his Front Fairing in an incorrect position when the Chequered Flag was waved. _ This fact is a violation against Art.2.3.3 of the 2024 CIK-FIA General Prescriptions. _ The Stewards impose this penalty according to Art.2.3.3 of the 2024 General Prescriptions and Art.12.3 of the 2024 FIA International Sporting Code. The Competitor is reminded that, in accordance with Art.2.3.3 of the 2024 CIK-FIA General Prescriptions the above penalty is not susceptible to appeal.

Décision annoncée
Decision announced

Date / Date: **27/11/2024**

Heure / Time: **12:51**

Nom / Name

Signature

Président du Collège / Chairman of the Panel:

Kris LAMBRECHT (BEL)



Membres du Collège / Members of the Panel:

Manuel BERNABÉ (ESP)



Pere SAURA (ESP)



NOTIFICATION AU CONCURRENT CONCERNÉ / NOTIFICATION TO THE RELEVANT COMPETITOR

Je soussigné :

I undersigned: Nom personnel / personal name

Représentant du Concurrent : **BRENNAN TECH**

Representing the Competitor: Nom du Concurrent / Competitor name

Certifie avoir reçu notification du document N° **52** des Commissaires Sportifs de la Compétition
Certify that I have been notified of document No. **52** *by the Stewards of the Competition.*

Date :

Heure / Time:

Signature :

DOCUMENT N° 51

DÉCISION DES COMMISSAIRES SPORTIFS STEWARDS' DECISION

PÉNALITÉ INFLIGÉE AU CONCURRENT (NOM) : **BRENNAN TECH**
PENALTY INFLICTED UPON THE COMPETITOR (NAME):

NATIONALITÉ / NATIONALITY:

N°: **406**
No.:

PILOTE : **CROSBIE Shane**
DRIVER :

Concerne la partie de la compétition **X30 MASTER - Qualifying Heat 1**
Concerns the part of the competition :

ÉNONCÉ / STATEMENT:

5 sec time penalty in the above mentioned session

MOTIF / REASON:

The Stewards having received a report from the Judge of Facts (Doc n° 44) requested by the Race Director, having examined this report, have considered the following matter, determine the following: _The above-mentioned Driver started the Session concerned with 4 wheels out of the corridor. _This fact is a violation against Art. 2.20.a K of the 2024 CIK-FIA General Prescriptions. _The Stewards impose this penalty according to Art. 2.20a and Art.2.24 of the 2024 CIK-FIA General Prescriptions and Art.12.4 of the 2024 FIA International Sporting Code. _The Competitor is reminded that, in accordance with Art. 28.4 of the 2024 Championship Sporting Regulations the above penalty is not susceptible to appeal.

Décision annoncée
Decision announced

Date / Date: **27/11/2024**

Heure / Time: **12:51**

Nom / Name

Signature

Président du Collège / Chairman of the Panel:

Kris LAMBRECHT (BEL)



Membres du Collège / Members of the Panel:

Manuel BERNABÉ (ESP)



Pere SAURA (ESP)



NOTIFICATION AU CONCURRENT CONCERNÉ / NOTIFICATION TO THE RELEVANT COMPETITOR

Je soussigné :

I undersigned: Nom personnel / personal name

Représentant du Concurrent : **BRENNAN TECH**

Representing the Competitor: Nom du Concurrent / Competitor name

Certifie avoir reçu notification du document N° **51** des Commissaires Sportifs de la Compétition
Certify that I have been notified of document No. **51** *by the Stewards of the Competition.*

Date :

Heure / Time:

Signature :

DOCUMENT N° 50

DÉCISION DES COMMISSAIRES SPORTIFS STEWARDS' DECISION

PÉNALITÉ INFLIGÉE AU CONCURRENT (NOM) : **FUSION MOTORSPORT**
PENALTY INFLICTED UPON THE COMPETITOR (NAME):

NATIONALITÉ / NATIONALITY:

N°: **432**
No.:

PILOTE : **MONTEMAYOR Mauricio**
DRIVER :

Concerne la partie de la compétition **X30 MASTER - Qualifying Heat 1**
Concerns the part of the competition :

ÉNONCÉ / STATEMENT:

5 sec time penalty in the above mentioned session

MOTIF / REASON:

The Stewards having received a report from the Judge of Facts (Doc n° 43), having examined this report, have considered the following matter, determine the following: _The above-mentioned Driver caused a collision with kart no. 406 during Lap 8 at MP 4. _This fact is a violation against the Art. 3.6.2. e of the 2024 FIA International Sporting Code of Driving Conduct. _The Stewards impose this penalty according to Art. 3.6.2.e of the 2024 International Sporting Code of Driving Conduct and Art. 2.24 of the 2024 CIK-FIA General Prescriptions and Art.12.4 of the 2024 FIA International Sporting Code. The Competitor is reminded that, in accordance with Art. 28.4 of the 2024 Championship Sporting Regulations the above penalty is not susceptible to appeal.

Décision annoncée
Decision announced

Date / Date: **27/11/2024**

Heure / Time: **12:50**

Nom / Name

Signature

Président du Collège / Chairman of the Panel:

Kris LAMBRECHT (BEL)



Membres du Collège / Members of the Panel:

Manuel BERNABÉ (ESP)



Pere SAURA (ESP)



NOTIFICATION AU CONCURRENT CONCERNÉ / NOTIFICATION TO THE RELEVANT COMPETITOR

Je soussigné :

I undersigned: Nom personnel / personal name

Représentant du Concurrent : **FUSION MOTORSPORT**

Representing the Competitor: Nom du Concurrent / Competitor name

Certifie avoir reçu notification du document N° **50** des Commissaires Sportifs de la Compétition
Certify that I have been notified of document No. **50** *by the Stewards of the Competition.*

Date :

Heure / Time:

Signature :



X30 MASTER

Qualifying Heat 1 Lap Chart

For information purposes. No official / regulatory value

	1	2	3	4	5	6	7	8	9	10	11	12	13	14	15	16	17	18	19	20	21	22	23	24	25
Grid	420	415	416	418	410	407	400	411	428	427	425	408	426	404	421	417	429	431	403	432	406	423	424	412	430
Start	420	416	415	418	407	411	410	427	400	408	404	417	431	432	428	423	425	412	426	421	429	403	424	406	430
Lap 1 Interval	416	420 0.7	407 0.3	411 0.6	427 0.3	418 0.1	408 0.6	417 0.0	410 0.9	428 0.4	415 0.2	404 0.2	431 0.0	400 0.0	432 0.8	423 0.0	425 0.2	426 0.0	403 0.6	406 0.0	429 0.0	430 0.4	424 1.9	421 3.6	412 4.5
Lap 2	416	420 0.3	407 0.4	411 0.9	418 0.0	427 0.3	417 0.4	408 0.3	410 0.9	415 0.2	428 0.8	404 0.7	400 0.0	431 0.7	423 0.0	426 0.0	425 0.2	432 0.3	403 0.2	406 0.9	424 2.0	430 0.8	421 2.4	429 0.8	412 5.5
Lap 3	420	416 0.0	407 0.1	418 0.7	411 0.5	427 0.1	417 0.1	408 0.5	415 0.4	410 0.8	428 0.9	400 0.9	404 0.2	426 0.0	423 0.3	425 0.5	403 1.2	432 0.4	431 0.5	406 0.2	424 1.3	430 2.3	421 0.9	429 0.2	412 14.8
Lap 4	420	416 0.2	407 0.1	418 0.7	411 0.5	417 0.1	427 0.3	415 0.3	408 0.5	410 1.0	428 1.1	400 0.9	426 0.4	404 0.2	423 0.1	425 0.2	403 1.4	432 0.7	406 0.6	431 0.6	424 0.7	429 4.2	430 0.0	421 0.0	412 17.8
Lap 5	407	420 0.1	418 0.2	416 0.2	417 0.4	411 0.2	415 0.2	427 0.4	408 0.5	410 1.3	428 1.4	400 0.3	426 0.3	404 0.2	423 0.1	425 0.3	403 1.4	432 1.2	406 0.6	431 1.4	424 0.0	429 3.8	421 0.1	430 2.2	412 19.0
Lap 6	420	418 0.0	416 0.1	407 0.2	415 0.1	417 0.3	411 0.1	427 0.2	408 0.7	410 1.6	428 1.4	400 0.0	426 0.1	404 0.5	423 0.0	425 0.2	403 1.6	432 1.9	406 0.4	424 1.4	431 1.1	429 2.5	421 0.6	430 3.7	412 20.2
Lap 7	420	415 0.0	416 0.5	407 0.2	417 0.3	418 0.3	427 0.2	408 0.3	411 0.0	410 1.4	400 1.2	426 0.1	428 0.3	404 0.7	425 0.1	423 0.1	403 1.0	432 2.7	406 0.1	424 1.6	431 1.7	429 1.3	421 0.4	430 5.7	412 21.4
Lap 8	415	416 0.2	420 0.6	407 0.0	417 0.2	418 0.0	427 0.2	411 0.4	408 0.3	410 1.5	400 0.8	426 0.1	428 0.6	425 0.8	423 0.2	404 0.3	403 0.4	432 5.6	424 0.0	431 1.6	429 0.3	421 0.4	430 8.2	412 22.2	
Lap 9	415	416 0.2	407 0.3	420 0.6	417 0.2	418 0.1	427 0.4	411 0.1	408 0.0	410 1.8	426 0.8	400 0.1	428 0.5	425 0.7	423 0.3	404 1.0	403 0.1	424 5.6	432 0.6	429 0.9	421 0.8	431 0.0	430 9.6	412 23.3	

Timekeeper

Race Director

IAME Warrior Final 2024: Zuera (ESP) 26/11 - 06/12/2024




X30 MASTER

Qualifying Heat 1 Analysis

For information purposes. No official / regulatory value

Laps	Sector 1	Sector 2	Sector 3	Lap Time	Spd	Laps	Sector 1	Sector 2	Sector 3	Lap Time	Spd	Laps	Sector 1	Sector 2	Sector 3	Lap Time	Spd
No.400 PÉREZ-SANTANDER Jesus						No.408 EDWARDS Gary						No.415 PAGLIARANI Claudio					
2						2	20.686	23.260	20.897	1:04.843	121	2	21.723	24.454	21.828	1:08.005	118
1	24.847	24.669	21.662	1:11.178	122	3	20.548	23.105	20.863	1:04.516	123	3	25.567	25.900	22.686	1:14.153	116
2	21.190	23.666	21.177	1:06.033	125	4	20.707	22.986	20.716	1:04.409	124	4	21.958	24.904	21.968	1:08.830	117
3	20.820	23.269	21.078	1:05.167	121	5	20.619	22.947	20.921	1:04.487	118	5	21.719	24.657	21.841	1:08.217	117
4	20.677	23.075	21.056	1:04.808	120	6	21.296	23.339	20.809	1:05.444	123	6	21.448	24.595	21.935	1:07.978	116
5	20.569	22.933	20.963	1:04.465	122	7	20.875	23.535	20.825	1:05.235	123	7	21.469	24.481	21.689	1:07.639	117
6	20.573	22.943	20.870	1:04.386	125	8	20.560	23.271	20.835	1:04.666	124	8	21.321	24.373	21.915	1:07.609	117
7	20.598	22.887	20.986	1:04.471	121	9	20.516	22.744	20.857	1:04.117	121	9	21.472	24.327	21.838	1:07.637	117
8	20.536	22.886	20.943	1:04.365	121	No.410 DALY Shane						No.416 NORRIS John					
9	20.506	23.460	21.013	1:04.979	124	1	23.469	24.263	21.401	1:09.133	121	1	23.896	25.848	21.716	1:11.460	122
No.403 LUDOVIC Francois						No.411 VILANDER Toni						No.417 RINGELBERG Jim					
1	24.002	25.419	22.243	1:11.664	120	1	23.775	25.137	21.489	1:10.401	120	1	22.250	23.572	21.229	1:07.051	118
2	21.012	23.651	21.237	1:05.900	123	2	20.968	23.296	21.020	1:05.284	122	2	20.998	23.028	20.746	1:04.772	123
3	21.148	23.713	21.079	1:05.940	120	3	20.566	23.093	20.988	1:04.647	122	3	20.465	22.714	20.773	1:03.952	122
4	20.634	23.186	21.007	1:04.827	119	4	20.504	23.349	21.038	1:04.891	121	4	20.347	22.845	20.639	1:03.831	122
5	20.559	23.024	20.938	1:04.521	120	5	20.520	22.961	20.968	1:04.449	121	5	20.376	22.960	20.613	1:03.949	124
6	20.586	22.910	20.944	1:04.440	119	6	20.536	22.934	20.946	1:04.416	121	6	20.409	22.867	20.699	1:03.975	123
7	20.630	22.899	20.928	1:04.457	120	7	20.589	23.262	21.014	1:04.865	123	7	20.617	22.993	20.721	1:04.331	122
8	20.647	22.937	20.869	1:04.453	120	8	20.722	23.036	21.009	1:04.767	122	8	20.910	22.790	20.851	1:04.551	118
9	20.445	23.537	21.168	1:05.150	123	9	20.543	23.135	20.893	1:04.571	125	9	20.791	22.802	20.814	1:04.407	118
No.404 MICALLEF Keith Josef						No.412 JØRGENSEN Bjørn Thomas						No.418 BESSAC Alexandre-Benoit					
1	23.696	24.719	22.452	1:10.867	121	1	34.737	25.950	22.313	1:23.000	117	1	23.540	24.375	21.147	1:09.062	125
2	21.022	23.732	21.363	1:06.117	121												
3	21.149	23.226	21.103	1:05.478	123												
4	20.836	23.363	21.022	1:05.221	123												
5	20.611	22.943	20.876	1:04.430	123												
6	20.504	22.870	21.045	1:04.419	122												
7	21.087	23.027	20.957	1:05.071	121												
8	20.633	23.290	21.473	1:05.396	122												
9	20.705	23.465	21.214	1:05.384	120												
No.406 CROSBIE Shane																	
1	24.041	25.267	22.065	1:11.373	121												
2	21.948	23.610	21.211	1:06.769	118												
3	20.897	24.090	21.239	1:06.226	121												
4	20.824	23.170	21.074	1:05.068	119												
5	20.690	23.184	21.134	1:05.008	119												
6	20.733	23.122	21.073	1:04.928	118												
7	20.681	23.157	21.094	1:04.932	121												

Timekeeper  Race Director 




X30 MASTER

Qualifying Heat 1 Analysis

For information purposes. No official / regulatory value

Laps	Sector 1	Sector 2	Sector 3	Lap Time	Spd	Laps	Sector 1	Sector 2	Sector 3	Lap Time	Spd	Laps	Sector 1	Sector 2	Sector 3	Lap Time	Spd
2	20.630	23.202	20.922	1:04.754	119	2	21.297	23.635	21.471	1:06.403	118	2	21.304	23.362	21.152	1:05.818	120
3	20.630	22.845	20.852	1:04.327	121	3	20.859	23.461	21.185	1:05.505	120	3	20.814	23.046	21.098	1:04.958	119
4	20.527	22.989	20.812	1:04.328	121	4	20.789	23.305	21.025	1:05.119	120	4	20.792	22.999	21.039	1:04.830	118
5	20.568	22.996	20.651	1:04.215	123	5	20.795	23.170	21.123	1:05.088	123	5	20.858	23.155	21.047	1:05.060	119
6	20.744	23.014	20.845	1:04.603	123	6	20.639	23.138	21.083	1:04.860	120	6	20.673	22.977	21.034	1:04.684	118
7	21.597	23.997	20.759	1:06.353	123	7	20.854	22.985	21.349	1:05.188	119	7	21.180	22.930	20.976	1:05.086	121
8	20.438	22.889	20.944	1:04.271	125	8	20.853	23.491	21.173	1:05.517	123	8	20.667	23.043	21.000	1:04.710	120
9	21.000	23.157	20.753	1:04.910	123	9	20.710	23.246	21.143	1:05.099	118	9	20.664	22.816	21.137	1:04.617	119
No.420 PICOT Nicolas						No.425 SAARI Tero						No.429 SOULIE Julien					
1	23.190	23.672	21.162	1:08.024	118	1	24.412	25.429	21.793	1:11.634	120	1	25.001	25.017	21.914	1:11.932	120
2	20.869	22.965	20.878	1:04.712	119	2	21.410	23.479	21.139	1:06.028	122	2	27.416	23.798	21.798	1:13.012	118
3	20.490	23.423	20.856	1:04.769	121	3	21.087	23.228	20.978	1:05.293	120	3	20.744	23.062	21.111	1:04.917	120
4	20.530	22.829	20.809	1:04.168	118	4	20.589	23.013	20.999	1:04.601	122	4	20.681	23.699	21.377	1:05.757	122
5	21.215	22.937	20.943	1:05.095	121	5	20.509	22.977	21.058	1:04.544	121	5	20.565	23.107	21.081	1:04.753	118
6	20.822	22.967	20.960	1:04.749	117	6	20.521	22.865	20.849	1:04.235	121	6	20.635	22.910	21.030	1:04.575	117
7	21.011	22.931	20.938	1:04.880	117	7	20.836	23.147	20.879	1:04.862	123	7	20.666	22.870	21.089	1:04.625	118
8	21.253	23.313	20.908	1:05.474	119	8	20.565	23.116	21.056	1:04.737	120	8	20.615	22.800	21.017	1:04.432	120
9	21.055	22.877	20.929	1:04.861	119	9	20.555	22.930	21.029	1:04.514	119	9	20.689	22.897	21.129	1:04.715	117
No.421 ROMERO Philippe						No.426 DELRE Thierry						No.430 MOHAMED Mohd Jasa					
1	32.242	24.335	21.498	1:18.075	117	1	24.410	25.439	21.764	1:11.613	125	1	24.613	25.084	22.148	1:11.845	120
2	21.317	23.611	21.192	1:06.120	118	2	21.197	23.361	21.142	1:05.700	126	2	23.045	24.489	21.684	1:09.218	118
3	21.052	23.318	21.137	1:05.507	120	3	20.684	22.983	20.963	1:04.630	126	3	21.384	24.137	21.476	1:06.997	117
4	20.725	23.996	21.345	1:06.066	123	4	20.772	23.126	20.959	1:04.857	123	4	21.241	24.118	21.633	1:06.992	116
5	20.783	23.084	20.939	1:04.806	122	5	20.496	22.949	20.987	1:04.432	123	5	21.485	23.924	21.666	1:07.075	117
6	20.878	23.229	21.032	1:05.139	120	6	20.369	22.950	20.859	1:04.178	125	6	21.319	23.907	21.494	1:06.720	116
7	20.551	22.852	21.037	1:04.440	121	7	20.678	22.904	20.881	1:04.463	124	7	21.270	23.681	21.463	1:06.414	116
8	20.558	22.885	20.927	1:04.370	121	8	20.461	22.925	21.009	1:04.395	124	8	21.242	24.068	21.537	1:06.847	116
9	20.980	23.045	21.139	1:05.164	120	9	20.457	23.108	21.075	1:04.640	121	9	21.296	23.731	21.537	1:06.564	116
No.423 DALY Mark						No.427 PEURIERE François						No.431 KATAJA Antti					
1	24.375	25.534	21.611	1:11.520	121	1	23.204	24.064	21.263	1:08.531	123	1	24.176	24.743	21.858	1:10.777	116
2	21.144	23.497	21.347	1:05.988	124	2	20.959	23.292	20.981	1:05.232	122	2	21.544	23.912	21.393	1:06.849	118
3	20.876	23.209	20.980	1:05.065	123	3	20.645	23.135	20.930	1:04.710	125	3	22.345	24.199	21.371	1:07.915	118
4	20.620	23.387	20.941	1:04.948	123	4	20.699	23.090	20.872	1:04.661	123	4	21.308	23.366	21.261	1:05.935	118
5	20.561	23.009	20.832	1:04.402	124	5	20.481	23.388	20.928	1:04.797	122	5	21.078	23.418	21.278	1:05.774	118
6	20.565	22.955	20.831	1:04.351	124	6	20.456	22.925	20.903	1:04.284	124	6	21.231	23.443	21.367	1:06.041	115
7	21.135	23.179	20.948	1:05.262	124	7	20.508	23.834	20.927	1:05.269	124	7	21.241	23.230	21.350	1:05.821	117
8	20.626	23.135	21.032	1:04.793	122	8	20.418	22.898	20.979	1:04.295	123	8	20.947	23.183	21.255	1:05.385	115
9	20.749	22.978	20.899	1:04.626	121	9	20.747	23.267	21.077	1:05.091	122	9	21.377	23.214	21.363	1:05.954	116
No.424 GARRIDO PASTORIZA Nicolás						No.428 DEX Jack						No.432 MONTEMAYOR Mauricio					
1	27.736	24.607	21.783	1:14.126	119	1	23.875	24.451	21.786	1:10.112	120	1	24.388	25.356	21.843	1:11.587	120

Timekeeper  Race Director 



Laps	Sector 1	Sector 2	Sector 3	Lap Time	Spd
2	21.935	23.604	21.158	1:06.697	123
3	21.296	24.057	21.241	1:06.594	121
4	20.743	23.346	21.122	1:05.211	120
5	20.799	23.111	21.110	1:05.020	119
6	20.785	23.191	21.124	1:05.100	119
7	20.746	23.316	21.232	1:05.294	119
8	21.069	24.938	21.272	1:07.279	119
9	21.225	23.328	21.263	1:05.816	119

Timekeeper

Race Director

25 th	430 MOHAMED Mohd Jasa FALCON		13			
23 th	424 GARRIDO PASTORIZA Nicolás KK02		12	412 JØRGENSEN Bjørn Thomas DR RACING KART		24 th
21 th	406 CROSBIE Shane TONYKART		11	423 DALY Mark TONY KART		22 th
19 th	403 LUDOVIC Francois TONY KART		10	432 MONTEMAYOR Mauricio KR		20 th
17 th	429 SOULIE Julien LN		9	431 KATAJA Antti HAASE		18 th
15 th	421 ROMERO Philippe KR		8	417 RINGELBERG Jim TD KART		16 th
13 th	426 DELRE Thierry TD RACING KART		7	404 MICALLEF Keith Josef OTK		14 th
11 th	425 SAARI Tero CRG		6	408 EDWARDS Gary TONYKART		12 th
9 th	428 DEX Jack MS KART		5	427 PEURIERE François TONY KART		10 th
7 th	400 PÉREZ-SANTANDER Jesus CRG		4	411 VILANDER Toni CRG		8 th
5 th	410 DALY Shane KART REPUBLIC		3	407 NORDVANG Tommy Kvakkestad KART REPUBLIK		6 th
3 rd	416 NORRIS John TONY KART		2	418 BESSAC Alexandre-Benoit OTK		4 th
1 st	420 PICOT Nicolas TBC		1	415 PAGLIARANI Claudio TONY KART		2 nd

POLE POSITION



Start : 27/11 - 12:30 9 Laps = 15.291 km

Timekeeper

Race Director

IAME Warrior Final 2024: Zuera (ESP) 26/11 - 06/12/2024

Page 1 / 1

IAME Karting

Apex Timing GoRacing

Rnk	No.	Competitor	Driver	D. Nat	Equipment	Sector 1	Sector 2	Sector 3	Time	Gap	Laps
1	420	Nicholas Picot	PICOT Nicolas		TBC	20.511	22.896	20.728	1:04.135		4
2	415	ZANCHI MOTORSPORT	PAGLIARANI Claudio		TONY KART	20.508	22.850	20.871	1:04.229	0.094	4
3	416	NCM	NORRIS John		TONY KART	20.611	22.971	20.827	1:04.409	0.274	4
4	418	KART IN PRO COMPETITION	BESSAC Alexandre-Benoit		OTK	20.507	23.141	20.816	1:04.464	0.329	4
5	410	DMS	DALY Shane		KART REPUBLIC	20.654	22.932	20.898	1:04.484	0.349	4
6	407	SK SERVICE	NORDVANG Tommy Kvakkestad		KART REPUBLIK	20.629	23.036	20.961	1:04.626	0.491	4
7	400	ZUERA RACING TEAM	PÉREZ-SANTANDER Jesus		CRG	20.609	23.047	21.000	1:04.656	0.521	5
8	411	CENTODIECI RACING	VILANDER Toni		CRG	20.619	23.091	20.987	1:04.697	0.562	4
9	428	JDR	DEX Jack		MS KART	20.594	23.149	21.035	1:04.778	0.643	4
10	427	TEAM PEURIERE	PEURIERE François		TONY KART	20.741	23.131	20.982	1:04.854	0.719	4
11	425	CENTODIECI RACING	SAARI Tero		CRG	20.490	23.458	20.945	1:04.893	0.758	4
12	408	EGP RACING TEAM	EDWARDS Gary		TONYKART	20.763	23.302	20.968	1:05.033	0.898	4
13	426	TD OFFICIAL RACING TEAM	DELRE Thierry		TD RACING KART	20.664	23.300	21.126	1:05.090	0.955	4
14	404	ZANCHI MOTORSPORT	MICALLEF Keith Josef		OTK	20.727	23.503	21.042	1:05.272	1.137	4
15	421	VICTORY LANE	ROMERO Philippe		KR	20.710	23.460	21.127	1:05.297	1.162	4
16	417	R RACING	RINGELBERG Jim		TD KART	20.924	23.431	21.107	1:05.462	1.327	4
17	429	CKR	SOULIE Julien		LN	20.998	23.375	21.104	1:05.477	1.342	4
18	431	HAASE RACING TEAM	KATAJA Antti		HAASE	20.847	23.261	21.412	1:05.520	1.385	4
19	403	KART RUNNER	LUDOVIC Francois		TONY KART	20.736	23.658	21.185	1:05.579	1.444	4
20	432	FUSION MOTORSPORT	MONTEMAYOR Mauricio		KR	20.993	23.464	21.254	1:05.711	1.576	4
21	406	BRENNAN TECH	CROSBIE Shane		TONYKART	21.233	23.425	21.212	1:05.870	1.735	4
22	423	BRENNAN TECH	DALY Mark		TONY KART	21.057	23.534	21.379	1:05.970	1.835	4
23	424	CLUB KALIKART	GARRIDO PASTORIZA Nicolás		KK02	21.129	23.597	21.326	1:06.052	1.917	4
24	412	TEAM PRO-KARTING	JØRGENSEN Bjørn Thomas		DR RACING KART	21.771	24.427	21.844	1:08.042	3.907	4
25	430	DRM RACING TEAM	MOHAMED Mohd Jasa		FALCON	22.305	24.723	22.046	1:09.074	4.939	3

Start Time : 26/11 - 16:26:01

Best lap : No.420 PICOT Nicolas

1:04.135

95.37 kph

Weather : Scattered cloud Air : 13°C Track : Dry

Steward #1

Steward #2

Steward #3

IAME Warrior Final 2024: Zuera (ESP) 26/11 - 06/12/2024

Page 1 / 1

IAME Karting

Apex Timing GoRacing

X30 MASTER

Qualifying Practice (QP) Best Sectors Analysis

For information purposes. No official / regulatory value

S1			S2			S3			Ideal Lap Times						
Rnk	No.	Time	Rnk	No.	Time	Rnk	No.	Time	Rnk	No.	Driver	D. Nat	Ideal Lap	Best Lap	Diff.
1	425	20.490	1	415	22.850	1	420	20.728	1	420	PICOT Nicolas		1:04.128	1:04.135	0.007
2	418	20.507	2	420	22.889	2	416	20.793	2	415	PAGLIARANI Claudio		1:04.229	1:04.229	
3	415	20.508	3	410	22.932	3	418	20.816	3	416	NORRIS John		1:04.356	1:04.409	0.053
4	420	20.511	4	416	22.971	4	415	20.871	4	418	BESSAC Alexandre-Benoit		1:04.423	1:04.464	0.041
5	416	20.592	5	407	23.036	5	410	20.898	5	410	DALY Shane		1:04.476	1:04.484	0.008
6	428	20.594	6	400	23.047	6	425	20.945	6	407	NORDVANG Tommy Kvakkestad		1:04.626	1:04.626	
7	400	20.609	7	411	23.091	7	407	20.961	7	400	PÉREZ-SANTANDER Jesus		1:04.656	1:04.656	
8	411	20.619	8	418	23.100	8	408	20.968	8	411	VILANDER Toni		1:04.697	1:04.697	
9	407	20.629	9	427	23.131	9	427	20.982	9	428	DEX Jack		1:04.778	1:04.778	
10	426	20.636	10	428	23.149	10	411	20.987	10	427	PEURIERE François		1:04.854	1:04.854	
11	410	20.646	11	431	23.261	11	400	21.000	11	425	SAARI Tero		1:04.893	1:04.893	
12	429	20.673	12	426	23.273	12	428	21.035	12	408	EDWARDS Gary		1:05.000	1:05.033	0.033
12	421	20.673	13	408	23.302	13	404	21.042	13	426	DELRE Thierry		1:05.035	1:05.090	0.055
14	404	20.727	14	429	23.375	14	429	21.104	14	429	SOULIE Julien		1:05.152	1:05.477	0.325
15	408	20.730	15	406	23.425	15	417	21.107	15	404	MICALLEF Keith Josef		1:05.235	1:05.272	0.037
16	403	20.736	16	417	23.431	16	426	21.126	16	421	ROMERO Philippe		1:05.260	1:05.297	0.037
17	427	20.741	17	403	23.456	17	421	21.127	17	403	LUDOVIC Francois		1:05.377	1:05.579	0.202
18	431	20.847	18	425	23.458	18	406	21.175	18	431	KATAJA Antti		1:05.450	1:05.520	0.070
19	417	20.924	19	421	23.460	19	403	21.185	19	417	RINGELBERG Jim		1:05.462	1:05.462	
20	424	20.989	20	432	23.464	20	432	21.254	20	432	MONTEMAYOR Mauricio		1:05.711	1:05.711	
21	432	20.993	21	404	23.466	21	424	21.326	21	406	CROSBIE Shane		1:05.833	1:05.870	0.037
22	423	21.057	22	423	23.534	22	431	21.342	22	424	GARRIDO PASTORIZA Nicolás		1:05.912	1:06.052	0.140
23	406	21.233	23	424	23.597	23	423	21.379	23	423	DALY Mark		1:05.970	1:05.970	
24	412	21.500	24	412	24.427	24	412	21.844	24	412	JØRGENSEN Bjørn Thomas		1:07.771	1:08.042	0.271
25	430	21.675	25	430	24.723	25	430	22.046	25	430	MOHAMED Mohd Jasa		1:08.444	1:09.074	0.630

Timekeeper

Race Director

IAME Warrior Final 2024: Zuera (ESP) 26/11 - 06/12/2024

X30 MASTER

Qualifying Practice (QP) Analysis

For information purposes. No official / regulatory value

Laps	Sector 1	Sector 2	Sector 3	Lap Time	Spd
No.400 PÉREZ-SANTANDER Jesus					
1	22.754	25.049	21.870	1:09.673	119
2	21.224	23.751	21.299	1:06.274	120
3	20.777	23.164	21.075	1:05.016	121
4	20.700	23.348	21.078	1:05.126	121
5	20.609	23.047	21.000	1:04.656	125

Laps	Sector 1	Sector 2	Sector 3	Lap Time	Spd
No.403 LUDOVIC Francois					
1	22.820	24.440	21.714	1:08.974	118
2	22.054	23.957	21.357	1:07.368	125
3	21.110	23.456	21.189	1:05.755	124
4	20.736	23.658	21.185	1:05.579	123

Laps	Sector 1	Sector 2	Sector 3	Lap Time	Spd
No.404 MICALLEF Keith Josef					
1	21.505	24.298	22.346	1:08.149	123
2	21.082	23.835	21.573	1:06.490	125
3	20.740	23.466	21.077	1:05.283	123
4	20.727	23.503	21.042	1:05.272	124

Laps	Sector 1	Sector 2	Sector 3	Lap Time	Spd
No.406 CROSBIE Shane					
1	22.318	24.194	22.872	1:09.384	81
2	22.602	23.931	21.342	1:07.875	120
3	21.233	23.425	21.212	1:05.870	120
4	21.434	23.453	21.175	1:06.062	121

Laps	Sector 1	Sector 2	Sector 3	Lap Time	Spd
No.407 NORDVANG Tommy Kvakkestad					
1	25.966	24.437	21.436	1:11.839	119
2	20.964	23.221	21.102	1:05.287	122
3	20.674	23.132	21.020	1:04.826	120
4	20.629	23.036	20.961	1:04.626	120

Laps	Sector 1	Sector 2	Sector 3	Lap Time	Spd
No.408 EDWARDS Gary					
1	21.309	23.683	21.202	1:06.194	124
2	21.227	23.440	21.214	1:05.881	119
3	20.730	24.119	21.467	1:06.316	123
4	20.763	23.302	20.968	1:05.033	124

Laps	Sector 1	Sector 2	Sector 3	Lap Time	Spd
No.410 DALY Shane					
1	21.243	23.727	21.161	1:06.131	122
2	20.989	23.657	21.090	1:05.736	121
3	20.646	23.045	20.990	1:04.681	122
4	20.654	22.932	20.898	1:04.484	124

Laps	Sector 1	Sector 2	Sector 3	Lap Time	Spd
No.411 VILANDER Toni					
1	22.931	26.647	21.513	1:11.091	120
2	20.859	23.451	21.248	1:05.558	119
3	20.720	23.121	21.080	1:04.921	119

Laps	Sector 1	Sector 2	Sector 3	Lap Time	Spd
No.412 JØRGENSEN Bjørn Thomas					
4	20.619	23.091	20.987	1:04.697	119
1	24.033	25.642	22.299	1:11.974	120
2	21.977	25.385	22.021	1:09.383	122
3	21.771	24.427	21.844	1:08.042	119
4	21.500	24.846	21.931	1:08.277	119

Laps	Sector 1	Sector 2	Sector 3	Lap Time	Spd
No.415 PAGLIARANI Claudio					
1	22.186	23.996	21.272	1:07.454	119
2	20.753	23.066	21.009	1:04.828	119
3	20.643	22.907	20.917	1:04.467	120
4	20.508	22.850	20.871	1:04.229	120

Laps	Sector 1	Sector 2	Sector 3	Lap Time	Spd
No.416 NORRIS John					
1	21.714	23.910	21.288	1:06.912	121
2	20.812	23.259	21.237	1:05.308	121
3	20.592	23.118	20.793	1:04.503	126
4	20.611	22.971	20.827	1:04.409	126

Laps	Sector 1	Sector 2	Sector 3	Lap Time	Spd
No.417 RINGELBERG Jim					
1	23.756	24.544	21.635	1:09.935	119
2	21.229	27.765	22.006	1:11.000	121
3	21.046	23.947	21.293	1:06.286	125
4	20.924	23.431	21.107	1:05.462	125

Laps	Sector 1	Sector 2	Sector 3	Lap Time	Spd
No.418 BESSAC Alexandre-Benoit					
1	21.735	23.780	21.135	1:06.650	120
2	21.080	26.792	21.902	1:09.774	122
3	20.553	23.100	20.855	1:04.508	124
4	20.507	23.141	20.816	1:04.464	125

Laps	Sector 1	Sector 2	Sector 3	Lap Time	Spd
No.420 PICOT Nicolas					
1	21.325	23.577	21.028	1:05.930	126
2	20.979	23.227	20.969	1:05.175	120
3	20.553	22.889	20.815	1:04.257	121
4	20.511	22.896	20.728	1:04.135	124

Laps	Sector 1	Sector 2	Sector 3	Lap Time	Spd
No.421 ROMERO Philippe					
1	22.586	24.937	21.850	1:09.373	123
2	21.630	23.860	21.369	1:06.859	122
3	20.673	23.706	21.141	1:05.520	121
4	20.710	23.460	21.127	1:05.297	121

Laps	Sector 1	Sector 2	Sector 3	Lap Time	Spd
No.423 DALY Mark					
1	22.197	24.255	22.749	1:09.201	121
2	21.822	24.635	21.604	1:08.061	122
3	21.118	23.642	21.397	1:06.157	121

Laps	Sector 1	Sector 2	Sector 3	Lap Time	Spd
No.424 GARRIDO PASTORIZA Nicolás					
4	21.057	23.534	21.379	1:05.970	124
1	22.810	27.386	21.896	1:12.092	119
2	21.178	23.916	21.885	1:06.979	119
3	21.129	23.597	21.326	1:06.052	120
4	20.989	23.738	21.413	1:06.140	119

Laps	Sector 1	Sector 2	Sector 3	Lap Time	Spd
No.425 SAARI Tero					
1	21.645	24.346	21.510	1:07.501	119
2	20.917	23.521	21.082	1:05.520	122
3	20.504	23.595	21.028	1:05.127	122
4	20.490	23.458	20.945	1:04.893	125

Laps	Sector 1	Sector 2	Sector 3	Lap Time	Spd
No.426 DELRE Thierry					
1	21.963	24.044	23.433	1:09.440	83
2	22.349	23.900	21.348	1:07.597	121
3	20.636	23.273	21.639	1:05.548	118
4	20.664	23.300	21.126	1:05.090	120



Laps	Sector 1	Sector 2	Sector 3	Lap Time	Spd
No.427 PEURIERE François					
1	21.717	25.035	21.851	1:08.603	122
2	21.138	24.061	21.333	1:06.532	123
3	22.830	24.923	22.286	1:10.039	123
4	20.741	23.131	20.982	1:04.854	122

Laps	Sector 1	Sector 2	Sector 3	Lap Time	Spd
No.428 DEX Jack					
1	21.777	24.233	21.565	1:07.575	120
2	21.001	23.653	21.235	1:05.889	122
3	20.653	23.216	21.045	1:04.914	121
4	20.594	23.149	21.035	1:04.778	122

Laps	Sector 1	Sector 2	Sector 3	Lap Time	Spd
No.429 SOULIE Julien					
1	22.183	24.240	22.824	1:09.247	95
2	22.003	24.825	21.374	1:08.202	124
3	20.998	23.375	21.104	1:05.477	121
4	20.673	23.738	21.332	1:05.743	120

Laps	Sector 1	Sector 2	Sector 3	Lap Time	Spd
No.430 MOHAMED Mohd Jasa					
1	23.216	25.964	22.693	1:11.873	115
2	22.305	24.723	22.046	1:09.074	115
3	21.675	34.266	22.449	1:18.390	114

Laps	Sector 1	Sector 2	Sector 3	Lap Time	Spd
No.431 KATAJA Antti					
1	23.244	24.506	21.815	1:09.565	118
2	23.039	24.467	21.622	1:09.128	120
3	20.874	23.654	21.342	1:05.870	121
4	20.847	23.261	21.412	1:05.520	121

Timekeeper  Race Director 



Laps Sector 1 Sector 2 Sector 3 Lap Time Spd

No.432 MONTEMAYOR Mauricio

Laps	Sector 1	Sector 2	Sector 3	Lap Time	Spd
1	23.571	25.687	22.444	1:11.702	118
2	21.673	24.285	21.516	1:07.474	118
3	21.186	23.786	21.402	1:06.374	118
4	20.993	23.464	21.254	1:05.711	118

Timekeeper 

Race Director 

No.	Competitor	Driver	D. Nat	Equipment
400	ZUERA RACING TEAM	PÉREZ-SANTANDER Jesus		CRG
403	KART RUNNER	LUDOVIC Francois		TONY KART
404	ZANCHI MOTORSPORT	MICALLEF Keith Josef		OTK
406	BRENNAN TECH	CROSBIE Shane		TONYKART
407	SK SERVICE	NORDVANG Tommy Kvakkestad		KART REPUBLIK
408	EGP RACING TEAM	EDWARDS Gary		TONYKART
410	DMS	DALY Shane		KART REPUBLIC
411	CENTODIECI RACING	VILANDER Toni		CRG
412	TEAM PRO-KARTING	JØRGENSEN Bjørn Thomas		DR RACING KART
415	ZANCHI MOTORSPORT	PAGLIARANI Claudio		TONY KART
416	NCM	NORRIS John		TONY KART
417	R RACING	RINGELBERG Jim		TD KART
418	KART IN PRO COMPETITION	BESSAC Alexandre-Benoit		OTK
420	Nicholas Picot	PICOT Nicolas		TBC
421	VICTORY LANE	ROMERO Philippe		KR
423	BRENNAN TECH	DALY Mark		TONY KART
424	CLUB KALIKART	GARRIDO PASTORIZA Nicolás		KK02
425	CENTODIECI RACING	SAARI Tero		CRG
426	TD OFFICIAL RACING TEAM	DELRE Thierry		TD RACING KART
427	TEAM PEURIERE	PEURIERE François		TONY KART
428	JDR	DEX Jack		MS KART
429	CKR	SOULIE Julien		LN
430	DRM RACING TEAM	MOHAMED Mohd Jasa		FALCON
431	HAASE RACING TEAM	KATAJA Antti		HAASE
432	FUSION MOTORSPORT	MONTEMAYOR Mauricio		KR

Steward #1

Steward #2

Steward #3

IAME Warrior Final 2024: Zuera (ESP) 26/11 - 06/12/2024

Page 1 / 1

IAME Karting

Apex Timing GoRacing

X30 MASTER Entry List (27 Drivers)

No.	Driver	D. Nat	Competitor	Equipment	Gender
400	PÉREZ-SANTANDER Jesus		ZUERA RACING TEAM	CRG	
403	LUDOVIC Francois		KART RUNNER	TONY KART	
404	MICALLEF Keith Josef		ZANCHI MOTORSPORT	OTK	
406	CROSBIE Shane		BRENNAN TECH	TONYKART	
407	NORDVANG Tommy Kvakkestad		SK SERVICE	KART REPUBLIC	
408	EDWARDS Gary		EGP RACING TEAM	TONYKART	
409	BARRIOS Mario		EGP RACING TEAM	OTK	
410	DALY Shane		DMS	KART REPUBLIC	
411	VILANDER Toni		CENTODIECI RACING	CRG	
412	JØRGENSEN Bjørn Thomas		TEAM PRO-KARTING	DR RACING KART	
414	FRAISSE Vincent		DREAM RACING TEAM	KOSMIC	
415	PAGLIARANI Claudio		ZANCHI MOTORSPORT	TONY KART	
416	NORRIS John		NCM	TONY KART	
417	RINGELBERG Jim		R RACING	TD KART	
418	BESSAC Alexandre-Benoit		KART IN PRO COMPETITION	OTK	
420	PICOT Nicolas		Nicholas Picot	TBC	
421	ROMERO Philippe		VICTORY LANE	KR	
423	DALY Mark		BRENNAN TECH	TONY KART	
424	GARRIDO PASTORIZA Nicolás		CLUB KALIKART	KK02	
425	SAARI Tero		CENTODIECI RACING	CRG	
426	DELRE Thierry		TD OFFICIAL RACING TEAM	TD RACING KART	
427	PEURIERE François		TEAM PEURIERE	TONY KART	
428	DEX Jack		JDR	MS KART	
429	SOULIE Julien		CKR	LN	
430	MOHAMED Mohd Jasa		DRM RACING TEAM	FALCON	
431	KATAJA Antti		HAASE RACING TEAM	HAASE	
432	MONTEMAYOR Mauricio		FUSION MOTORSPORT	KR	

Timekeeper

Race Director

IAME Warrior Final 2024: Zuera (ESP) 26/11 - 06/12/2024

Page 1 / 1

IAME Karting

Apex Timing GoRacing