

# WWE24

## KEEP ON RACING

25-30 NOVEMBER

# ZUERA

X30 MINI - X30 JUNIOR - X30 SENIOR - X30 MASTER

[WWW.IAME-MOTORSPORT.COM](http://WWW.IAME-MOTORSPORT.COM)



Event Record : No.582 BRAGEOT Mattis 1:11.152 85.96 kph

Timekeeper

Race Director

IAME Warrior Final 2024: Zuera (ESP) 26/11 - 06/12/2024

Page 1 / 1

IAME Karting

Apex Timing GoRacing 





Rnk	No.	Competitor	Driver	D. Nat	Equipment	Laps	Gap	Interv.	Best lap	Penalty	Spd	Points
1	▲6	540 2N RACING	NUVOLINI Many		FK	11			1:11.881		104.7	25
2	▲1	507 FALCON RACING TEAM	GRANQUIST Ludwig		FALCON	11	0.187	0.187	1:11.982		104.6	20
3	▼2	590 TEPZ RACING TEAM	BABICEK Zdenek		MS KART	11	3.748	3.561	1:11.981		103.5	16
4	▲9	506 JAMIE GREEN RACING	NEWSTEAD Austin		KR	11	3.805	0.057	1:11.722		104.6	13
5	▲5	567 VDK	VENANT Antoine Sylva		KR	11	3.822	0.017	1:11.934		104.1	11
6	▲11	518 XCEL MOTORSPORT	HOUSE George		ENERGY CORSE	11	4.258	0.436	1:12.016		103.8	10
7	▲8	539 FUSION MOTORSPORT	COBY Christian		KR	11	4.321	0.063	1:11.903		103.8	9
8	▼6	510 FUSION MOTORSPORT	WILLIAMS Harry		KR	11	4.377	0.056	1:11.715		104.2	8
9	▲12	577 EUROKARTING	GRIGNET Noah		REDSPEED	11	4.606	0.229	1:11.879		103.0	7
10	▼5	513 SPIRIT-KARTING.CH	LONGHITANO Aurelio		PAROLIN	11	4.976	0.370	1:11.948		103.6	6
11	▲8	574 XCEL	PERICO Niccolo		ENERGY CORSE	11	5.245	0.269	1:11.994		104.6	5
12	▼8	578 AXION RACING	SCHELVIS Abraham		FA	11	5.258	0.013	1:11.694		104.7	4
13	▲21	589 OMS RACING	CLARKE George		KR	11	5.488	0.230	1:11.694		104.7	3
14	▲9	532 FALCON RACING TEAM	NARRAWAY Luca		FALCON	11	5.546	0.058	1:12.202		104.3	2
15	▲3	542 FUSION MOTORSPORT	CACHAFEIRO Tony		KR	11	5.736	0.190	1:11.987		105.1	1
16	▼7	522 JAMIE GREEN RACING	WOOD Freddie		KR	11	6.952	1.216	1:12.194		101.8	0
17	▲18	552 DEVELOPMENT MOTORSPORT DRIVER	CRUZ SÁNCHEZ Max		TBA	11	9.719	2.767	1:12.249		104.0	0
18	▲4	598 FALCON RACING TEAM	MCCLOUGHRY Ben		FALCON	11	9.806	0.087	1:12.425		103.8	0
19	▼7	586 BIREL ART RACING	MORALES Nuvola		BIREL ART RACING	11	10.907	1.101	1:12.079	+5.000	104.3	0
20	▲8	519 EGP RACING TEAM	BECU Milan		PAROLIN	11	11.285	0.378	1:12.249		104.9	0
21	▲5	561 FUSION MOTORSPORT	VEGA Royce		KR	11	11.287	0.002	1:12.051		103.6	0
22	▲3	591 PB KART	DOILLON Lucas		KR	11	11.695	0.408	1:12.230		102.9	0
23	▼3	585 MONLAU MOTORSPORT	GONZALEZ ELLUL Ivan		ALONSO KART	11	11.718	0.023	1:12.049		104.3	0
24	▼13	538 MONLAU MOTORSPORT	PERELLÓ Álvaro		ALONSO KART	11	12.178	0.460	1:11.991		104.7	0
25	▼19	502 FUSION MOTORSPORT	SAYER Jarlath		KR	11	12.881	0.703	1:11.935		103.7	0
26	▲5	594 JAMIE GREEN RACING	PATTISON Colbe		KR	11	13.105	0.224	1:12.025		104.2	0
27	▲5	611 XCEL	SAMUEL Hugon		KR	11	14.126	1.021	1:12.057		102.7	0
28	▼20	582 SPIRIT-KARTING.CH	BRAGEOT Mattis		PAROLIN	11	14.642	0.516	1:12.575		98.6	0
29	▼5	553 KRS KIDS RACING SCHOOL	JIMENEZ GARCIA Adrian		ALONSO KART	11	14.763	0.121	1:12.368		104.5	0
30	▼3	605 KALI KART	CAMPOS Pedro		KALI KART	11	16.390	1.627	1:12.241		102.9	0
31	▼17	520 RAM RACING	FERGUSON Daniel		ALONSO KART	11	16.449	0.059	1:12.280		104.4	0
32	▲4	557 MONLAU MOTORSPORT	CORREIA Kiko		ALONSO KART	11	16.472	0.023	1:12.162		103.5	0
33	▼4	563 MDC RACING	GREILING Bruno		KR	11	17.303	0.831	1:12.717		100.6	0
34	▼4	608 EUROKARTING	POINT Alexandre		REDSPEED	11	17.867	0.564	1:12.184		102.5	0
35	▼19	536 2N RACING	MOULIN Nino		FORMULA K	11	40.492	22.625	1:12.410		99.6	0
36	▼3	527 FUSION MOTORSPORT	MUSK Harley		KR	9	2 Laps	2 Laps	1:14.052		101.8	0

No.586 MORALES Nuvola : 5 sec time penalty for causing an incident (art. 2.24 CIK General Prescriptions). According to Stewards' Decision No.195.

Leaders : No.590 BABICEK Zdenek (1-2) / No.507 GRANQUIST Ludwig (3-4) / No.590 BABICEK Zdenek (5-7) / No.540 NUVOLINI Many (8-11)

Start Time : 30/11 - 13:23:09

Best lap : No.589 CLARKE George 1:11.694 85.31 kph

Weather : Overcast Air : 5°C Track : Dry

Event Record : No.582 BRAGEOT Mattis 1:11.152 85.96 kph

No.586 INVEST 05:17 Lap 4

Steward #1

Steward #2

Steward #3

IAME Warrior Final 2024: Zuera (ESP) 26/11 - 06/12/2024

Page 1 / 1

IAME Karting

Apex Timing GoRacing

DOCUMENT N° 195

## DÉCISION DES COMMISSAIRES SPORTIFS STEWARDS' DECISION

PÉNALITÉ INFLIGÉE AU CONCURRENT (NOM) : **BIREL ART RACING**  
PENALTY INFLICTED UPON THE COMPETITOR (NAME):

NATIONALITÉ / NATIONALITY:

N°: **586**  
No.:

PILOTE : **MORALES Nuvola**  
DRIVER :

Concerne la partie de la compétition **X30 MINI - Final**  
Concerns the part of the competition :

### ÉNONCÉ / STATEMENT:

**5 sec time penalty in the above mentioned session**

### MOTIF / REASON:

The Stewards having received a report from the Judge of Facts (Doc n° 170), having examined this report, have considered the following matter, determine the following: \_The above-mentioned Driver caused a collision with kart no. 578 during Lap 1 at MP 2. \_This fact is a violation against the Art. 3.6.2. e of the 2024 FIA International Sporting Code of Driving Conduct. \_The Stewards impose this penalty according to Art. 3.6.2.e of the 2024 International Sporting Code of Driving Conduct and Art. 2.24 of the 2024 CIK-FIA General Prescriptions and Art.12.4 of the 2024 FIA International Sporting Code. The Competitor is reminded that, in accordance with Art. 28.4 of the 2024 Championship Sporting Regulations the above penalty is not susceptible to appeal.

**Décision annoncée**  
**Decision announced**

Date / Date: **30/11/2024**

Heure / Time: **13:38**

Nom / Name

Signature

Président du Collège / Chairman of the Panel:

**Kris LAMBRECHT (BEL)**



Membres du Collège / Members of the Panel:

**Manuel BERNABÉ (ESP)**



**Pere SAURA (ESP)**



### NOTIFICATION AU CONCURRENT CONCERNÉ / NOTIFICATION TO THE RELEVANT COMPETITOR

Je soussigné :

*I undersigned:* Nom personnel / personal name

Représentant du Concurrent : **BIREL ART RACING**

*Representing the Competitor:* Nom du Concurrent / Competitor name

Certifie avoir reçu notification du document N° **195** des Commissaires Sportifs de la Compétition  
*Certify that I have been notified of document No.* **195** *by the Stewards of the Competition.*

Date :

Heure / Time:

Signature :



X30 MINI

Final (F)  
Lap Chart

For information purposes. No official / regulatory value

	1	2	3	4	5	6	7	8	9	10	11	12	13	14	15	16	17	18	19	20	21	22	23	24	25	26	27	28	29	30	31	32	33	34	35	36
Grid	590	510	507	578	513	502	540	582	522	567	538	586	506	520	539	536	518	542	574	585	577	598	532	553	591	561	605	519	563	608	594	611	527	589	552	557
Start	590	507	510	513	578	540	522	502	538	582	567	506	586	539	520	518	574	536	542	577	585	532	591	598	605	553	563	561	594	519	527	608	552	611	589	557
Lap 1 Interval	590	507	510	513	540	539	518	506	574	567	522	586	532	577	520	605	591	542	519	582	589	585	598	563	527	557	553	578	611	552	561	608	594	538	502	536
	0.0	0.2	0.0	0.2	1.0	0.0	0.1	0.4	0.4	0.5	0.1	0.2	0.3	0.3	0.1	0.1	0.0	0.0	0.2	0.0	0.0	0.2	0.3	0.1	0.2	0.4	0.0	0.1	0.0	0.0	0.0	2.9	0.6	3.5	24.7	
Lap 2	590	510	507	540	513	518	539	506	574	567	532	577	520	605	586	591	522	542	519	589	598	578	585	582	563	611	552	527	561	608	553	594	538	502	557	536
	0.0	0.0	0.0	0.1	0.8	0.1	0.0	0.3	0.3	1.8	0.0	0.9	0.7	0.0	0.1	0.4	0.2	0.0	0.1	0.0	0.0	0.1	0.2	0.1	0.0	0.3	0.0	0.0	0.2	0.4	1.0	0.9	3.5	0.4	24.2	
Lap 3	507	590	510	540	518	539	574	567	506	513	532	577	520	605	586	591	542	519	598	589	522	578	585	552	563	611	561	608	553	594	527	582	538	502	557	536
	0.0	0.4	0.1	0.2	0.6	0.0	0.5	0.0	0.1	1.4	0.1	1.1	0.0	0.4	0.2	0.4	0.1	0.1	0.3	0.2	0.1	0.1	0.2	0.3	0.2	0.1	0.1	0.5	0.3	0.0	0.1	0.7	3.8	0.6	24.1	
Lap 4	507	590	510	540	518	574	539	567	513	506	577	532	520	605	586	591	542	598	519	578	589	522	552	585	611	561	608	594	563	553	538	527	582	502	557	536
	0.0	0.0	0.1	0.3	0.6	0.0	0.4	0.1	0.1	1.8	0.0	1.0	0.1	0.2	0.3	0.2	0.9	0.0	0.1	0.0	0.3	0.4	0.0	0.5	0.0	0.2	0.5	0.1	0.0	1.1	0.6	0.0	3.1	0.7	24.0	
Lap 5	590	540	507	518	510	539	513	506	567	574	577	532	605	586	520	542	591	589	598	522	578	552	611	585	594	519	608	561	553	563	538	582	527	502	557	536
	0.0	0.0	0.2	0.0	0.0	0.2	0.0	0.0	0.1	2.0	0.0	2.3	0.3	0.0	0.0	0.2	0.2	0.0	0.0	0.0	0.0	1.2	0.0	0.1	0.1	0.0	0.3	0.0	0.5	0.3	1.4	1.0	1.5	0.9	24.1	
Lap 6	590	507	540	510	539	518	567	506	513	574	577	532	586	542	589	578	522	598	611	605	591	594	552	519	520	561	608	538	585	553	563	582	502	527	557	536
	0.0	0.0	0.5	0.0	0.2	0.1	0.2	0.0	0.1	0.3	0.3	2.7	0.0	0.8	0.0	0.6	0.2	0.6	0.0	0.3	0.0	0.1	0.0	0.7	0.1	0.0	0.0	0.0	0.5	1.4	1.8	0.6	0.7	24.3		
Lap 7	590	507	540	510	539	506	567	513	574	518	577	532	586	542	589	578	522	598	552	519	591	605	611	594	608	585	561	563	553	538	582	502	520	557	527	536
	0.0	0.1	0.2	0.2	0.4	0.0	0.3	0.1	0.0	0.5	0.5	2.3	0.0	0.6	0.0	0.9	0.4	1.9	0.0	0.1	0.4	0.0	0.0	0.5	0.0	0.0	0.4	0.0	0.0	1.3	0.8	1.3	0.0	0.9	23.7	
Lap 8	540	590	507	510	539	506	567	574	518	577	513	532	542	586	589	578	522	598	552	519	591	585	561	605	608	611	538	594	582	553	502	563	520	557	527	536
	0.0	0.0	0.3	0.0	0.1	0.0	0.6	0.4	0.1	0.0	0.7	2.1	0.1	0.0	0.0	1.6	0.7	1.6	0.0	0.2	1.3	0.0	0.2	0.7	0.0	0.1	0.6	0.1	0.0	0.1	0.3	1.1	0.0	3.1	21.7	
Lap 9	540	507	590	506	539	567	510	518	577	513	574	532	589	542	578	586	522	598	552	519	591	585	561	605	611	608	538	594	502	553	582	563	557	520	527	536
	0.3	0.5	0.3	0.0	0.2	0.4	0.0	0.2	0.0	0.3	0.0	2.0	0.0	0.0	0.3	1.3	1.3	1.0	0.0	0.2	1.2	0.0	0.7	0.2	0.0	0.8	0.3	0.3	0.1	0.4	0.6	0.1	5.4	19.7		
Lap 10	540	507	590	506	567	539	518	510	513	577	574	532	589	578	542	586	522	598	552	519	591	585	561	538	611	502	594	553	582	605	557	563	520	608	536	
	0.3	1.5	0.0	0.1	0.0	0.0	0.2	0.0	0.2	0.2	0.5	1.1	0.0	0.1	0.4	1.5	1.9	0.4	0.1	0.2	0.6	0.0	1.3	1.0	0.2	0.1	0.2	0.3	0.8	0.0	0.2	0.0	0.2	24.7		
Lap 11	540	507	590	506	567	518	539	510	577	513	574	578	589	532	542	586	522	552	598	519	561	591	585	538	502	594	611	582	553	605	520	557	563	608	536	
	0.1	3.5	0.0	0.0	0.4	0.0	0.0	0.2	0.3	0.2	0.0	0.2	0.0	0.1	0.1	1.0	2.7	0.0	1.4	0.0	0.4	0.0	0.4	0.7	0.2	1.0	0.5	0.1	1.6	0.0	0.8	0.5	22.6			

Timekeeper Race Director

IAME Warrior Final 2024: Zuera (ESP) 26/11 - 06/12/2024




## X30 MINI

### Final (F) Analysis

For information purposes. No official / regulatory value

Laps	Sector 1	Sector 2	Sector 3	Lap Time	Spd	Laps	Sector 1	Sector 2	Sector 3	Lap Time	Spd	Laps	Sector 1	Sector 2	Sector 3	Lap Time	Spd
<b>No.502 SAYER Jarlath</b>						4	<b>23.188</b>	<b>25.408</b>	<b>23.255</b>	<b>1:11.851</b>	103	8	23.260	<b>25.567</b>	<b>23.517</b>	<b>1:12.344</b>	102
1	36.902	26.660	24.000	1:27.562	99	5	23.407	26.135	23.949	1:13.491	103	9	23.175	25.579	<b>23.495</b>	<b>1:12.249</b>	102
2	<b>23.808</b>	<b>25.841</b>	<b>23.774</b>	<b>1:13.423</b>	99	6	24.002	25.898	23.302	1:13.202	103	10	23.194	25.901	<b>23.396</b>	1:12.491	101
3	<b>23.580</b>	<b>25.677</b>	<b>23.700</b>	<b>1:12.957</b>	99	7	<b>22.973</b>	25.428	23.314	<b>1:11.715</b>	103	11	23.272	26.200	24.511	1:13.983	97
4	<b>23.464</b>	<b>25.595</b>	<b>23.654</b>	<b>1:12.713</b>	99	8	23.142	25.499	23.905	1:12.546	104	<b>No.520 FERGUSON Daniel</b>					
5	<b>23.365</b>	<b>25.477</b>	<b>23.565</b>	<b>1:12.407</b>	99	9	23.869	26.701	23.383	1:13.953	103	1	<b>26.301</b>	<b>27.270</b>	<b>24.015</b>	<b>1:17.586</b>	101
6	<b>23.290</b>	<b>25.375</b>	<b>23.539</b>	<b>1:12.204</b>	99	10	23.150	25.994	23.413	1:12.557	102	2	<b>23.838</b>	<b>26.211</b>	<b>23.902</b>	<b>1:13.951</b>	100
7	23.396	<b>25.350</b>	23.606	1:12.352	100	11	23.995	25.969	24.203	1:14.167	101	3	<b>23.627</b>	<b>25.672</b>	<b>23.632</b>	<b>1:12.931</b>	101
8	23.298	25.431	<b>23.390</b>	<b>1:12.119</b>	<b>103</b>	<b>No.513 LONGHITANO Aurelio</b>						4	<b>23.202</b>	<b>25.456</b>	23.663	<b>1:12.321</b>	100
9	23.371	25.439	23.409	1:12.219	101	1	<b>24.512</b>	<b>26.014</b>	<b>23.575</b>	<b>1:14.101</b>	<b>103</b>	5	23.981	26.357	<b>23.610</b>	1:13.948	<b>104</b>
10	<b>23.084</b>	25.853	<b>23.374</b>	1:12.311	102	2	<b>23.518</b>	26.155	<b>23.454</b>	<b>1:13.127</b>	103	6	23.571	28.402	24.189	1:16.162	100
11	23.086	25.365	23.484	<b>1:11.935</b>	100	3	23.828	26.743	24.304	1:14.875	103	7	28.435	25.774	23.611	1:17.820	103
<b>No.506 NEWSTEAD Austin</b>						4	<b>23.182</b>	<b>25.503</b>	<b>23.263</b>	<b>1:11.948</b>	103	8	<b>23.176</b>	25.541	<b>23.563</b>	<b>1:12.280</b>	103
1	<b>24.821</b>	<b>26.798</b>	<b>23.650</b>	<b>1:15.269</b>	102	5	<b>23.048</b>	<b>25.319</b>	23.581	<b>1:11.948</b>	103	9	<b>23.107</b>	25.765	<b>23.483</b>	1:12.355	102
2	<b>23.682</b>	<b>25.653</b>	<b>23.423</b>	<b>1:12.758</b>	<b>104</b>	6	24.010	26.152	23.509	1:13.671	104	10	<b>23.106</b>	25.753	23.732	1:12.591	101
3	<b>23.402</b>	26.396	23.909	1:13.707	100	7	23.363	25.408	23.314	1:12.085	102	11	24.048	25.855	23.672	1:13.575	100
4	23.416	<b>25.484</b>	<b>23.363</b>	<b>1:12.263</b>	102	8	23.702	25.973	23.315	1:12.990	104	<b>No.522 WOOD Freddie</b>					
5	<b>23.180</b>	<b>25.244</b>	<b>23.387</b>	<b>1:11.811</b>	103	9	23.594	25.877	<b>23.247</b>	1:12.718	104	1	<b>26.061</b>	<b>26.963</b>	<b>23.758</b>	<b>1:16.782</b>	100
6	24.465	25.783	<b>23.304</b>	1:13.552	104	10	<b>23.025</b>	25.859	23.380	1:12.264	102	2	<b>25.032</b>	27.521	23.909	<b>1:16.462</b>	<b>101</b>
7	<b>22.918</b>	25.412	23.392	<b>1:11.722</b>	102	11	24.231	26.403	24.061	1:14.695	100	3	<b>24.439</b>	<b>25.745</b>	<b>23.456</b>	<b>1:13.640</b>	102
8	22.975	25.260	23.795	1:12.030	104	<b>No.518 HOUSE George</b>						4	<b>23.669</b>	<b>25.667</b>	<b>23.314</b>	<b>1:12.650</b>	102
9	23.813	25.781	23.418	1:13.012	101	1	<b>25.059</b>	<b>26.265</b>	<b>23.669</b>	<b>1:14.993</b>	<b>103</b>	5	<b>23.246</b>	<b>25.425</b>	23.565	<b>1:12.236</b>	102
10	23.534	25.842	23.423	1:12.799	100	2	<b>23.555</b>	<b>25.600</b>	<b>23.539</b>	<b>1:12.694</b>	101	6	23.259	26.324	23.462	1:13.045	101
11	23.837	26.065	24.177	1:14.079	99	3	<b>23.383</b>	25.830	<b>23.423</b>	<b>1:12.636</b>	102	7	23.305	<b>25.345</b>	23.544	<b>1:12.194</b>	100
<b>No.507 GRANQUIST Ludwig</b>						4	<b>23.169</b>	<b>25.484</b>	<b>23.363</b>	<b>1:12.016</b>	102	8	23.330	25.413	23.651	1:12.394	99
1	<b>24.199</b>	<b>25.971</b>	<b>23.658</b>	<b>1:13.828</b>	101	5	<b>23.146</b>	25.981	23.764	1:12.891	99	9	23.321	<b>25.338</b>	23.586	1:12.245	99
2	<b>23.752</b>	<b>25.821</b>	<b>23.636</b>	<b>1:13.209</b>	<b>104</b>	6	24.477	25.734	23.404	1:13.615	102	10	<b>23.227</b>	25.464	23.667	1:12.358	99
3	<b>23.625</b>	<b>25.584</b>	<b>23.600</b>	<b>1:12.809</b>	100	7	24.129	<b>25.425</b>	<b>23.196</b>	1:12.750	104	11	23.305	25.403	23.562	1:12.270	99
4	<b>23.327</b>	<b>25.469</b>	<b>23.498</b>	<b>1:12.294</b>	102	8	23.563	25.544	23.438	1:12.545	101	<b>No.527 MUSK Harley</b>					
5	23.703	25.984	23.570	1:13.257	101	9	23.674	25.633	23.322	1:12.629	103	1	<b>26.351</b>	<b>27.992</b>	<b>24.299</b>	<b>1:18.642</b>	<b>101</b>
6	23.913	25.574	<b>23.391</b>	1:12.878	102	10	<b>23.008</b>	25.981	23.231	1:12.220	103	2	<b>23.695</b>	<b>27.312</b>	24.341	<b>1:15.348</b>	100
7	<b>23.266</b>	<b>25.361</b>	<b>23.355</b>	<b>1:11.982</b>	102	11	23.905	26.047	24.373	1:14.325	100	3	24.153	<b>26.375</b>	<b>23.878</b>	<b>1:14.406</b>	98
8	23.383	25.593	23.627	1:12.603	99	<b>No.519 BECU Milan</b>						4	<b>23.689</b>	26.449	24.036	<b>1:14.174</b>	99
9	23.548	25.579	23.564	1:12.691	99	1	<b>26.209</b>	<b>27.527</b>	<b>23.780</b>	<b>1:17.516</b>	<b>104</b>	5	23.739	<b>26.286</b>	24.094	<b>1:14.119</b>	96
10	<b>23.169</b>	25.429	23.473	1:12.071	100	2	<b>23.700</b>	27.706	23.844	<b>1:15.250</b>	104	6	23.860	<b>26.247</b>	24.322	1:14.429	96
11	23.210	25.421	23.444	1:12.075	99	3	<b>23.267</b>	<b>25.780</b>	<b>23.560</b>	<b>1:12.607</b>	102	7	23.880	<b>26.051</b>	24.121	<b>1:14.052</b>	96
<b>No.510 WILLIAMS Harry</b>						4	23.582	<b>25.601</b>	23.592	1:12.775	102	8	23.960	26.166	24.371	1:14.497	94
1	<b>24.414</b>	<b>26.009</b>	<b>23.635</b>	<b>1:14.058</b>	<b>104</b>	5	24.616	26.550	<b>23.520</b>	1:14.686	104	9	23.998	26.155	24.396	1:14.549	95
2	<b>23.350</b>	26.036	<b>23.490</b>	<b>1:12.876</b>	103	6	<b>23.131</b>	25.760	23.877	1:12.768	104	<b>No.532 NARRAWAY Luca</b>					
3	24.061	<b>25.781</b>	23.588	1:13.430	101	7	23.697	25.940	23.533	1:13.170	102	1	<b>25.868</b>	<b>27.113</b>	<b>23.707</b>	<b>1:16.688</b>	102

Timekeeper  Race Director 

IAME Warrior Final 2024: Zuera (ESP) 26/11 - 06/12/2024






## X30 MINI

### Final (F) Analysis

For information purposes. No official / regulatory value

Laps	Sector 1	Sector 2	Sector 3	Lap Time	Spd	Laps	Sector 1	Sector 2	Sector 3	Lap Time	Spd	Laps	Sector 1	Sector 2	Sector 3	Lap Time	Spd
2	23.506	26.249	23.902	1:13.657	102	6	24.092	25.656	23.451	1:13.199	103	10	23.271	25.531	23.557	1:12.359	101
3	23.343	25.621	23.628	1:12.592	100	7	23.018	25.521	23.364	1:11.903	102	11	23.234	25.632	23.740	1:12.606	99
4	23.363	25.685	23.559	1:12.607	102	8	23.059	25.428	23.871	1:12.358	104	<b>No.553 JIMENEZ GARCIA Adrian</b>					
5	23.288	25.443	23.484	1:12.215	102	9	23.896	25.929	23.408	1:13.233	103	1	27.010	27.620	24.823	1:19.453	100
6	23.201	25.468	23.533	1:12.202	101	10	23.618	25.968	23.293	1:12.879	103	2	24.084	26.719	24.584	1:15.387	100
7	23.188	25.683	23.596	1:12.467	100	11	23.848	26.049	24.549	1:14.446	101	3	23.571	26.152	23.673	1:13.396	100
8	23.313	25.590	23.550	1:12.453	100	<b>No.540 NUVOLINI Many</b>						4	23.343	25.748	23.564	1:12.655	102
9	23.309	25.741	23.350	1:12.400	104	1	24.756	25.868	23.638	1:14.262	103	5	23.365	25.707	23.476	1:12.548	104
10	23.443	25.945	23.580	1:12.968	99	2	23.371	25.988	23.355	1:12.714	104	6	23.540	25.772	24.014	1:13.326	101
11	23.383	26.059	24.727	1:14.169	102	3	23.926	26.120	23.381	1:13.427	102	7	24.025	25.519	24.418	1:13.962	95
<b>No.536 MOULIN Nino</b>						4	23.156	25.401	23.324	1:11.881	103	8	24.106	26.283	23.879	1:14.268	103
1	1:01.451	26.418	24.111	1:51.980	99	5	23.356	25.902	23.639	1:12.897	101	9	23.633	25.536	23.474	1:12.643	101
2	23.779	25.852	23.823	1:13.454	99	6	24.361	25.420	23.290	1:13.071	103	10	23.181	25.736	23.451	1:12.368	101
3	23.587	25.629	23.747	1:12.963	99	7	23.076	25.551	23.408	1:12.035	103	11	23.309	25.918	24.215	1:13.442	99
4	23.498	25.596	23.584	1:12.678	99	8	23.144	25.440	23.748	1:12.332	99	<b>No.557 CORREIA Kiko</b>					
5	23.448	25.563	23.732	1:12.743	99	9	23.464	25.445	23.520	1:12.429	99	1	26.789	27.514	24.348	1:18.651	102
6	23.599	25.584	23.678	1:12.861	99	10	23.323	25.343	23.488	1:12.154	99	2	23.748	33.554	24.499	1:21.801	101
7	23.486	25.552	23.676	1:12.714	99	11	23.265	25.355	23.570	1:12.190	98	3	23.543	25.792	23.791	1:13.126	101
8	23.439	25.483	23.582	1:12.504	99	<b>No.542 CACHAFEIRO Tony</b>						4	23.350	25.803	23.644	1:12.797	100
9	23.465	25.433	23.615	1:12.513	99	1	26.264	27.407	24.181	1:17.852	105	5	23.321	25.699	23.597	1:12.617	101
10	23.352	25.394	23.664	1:12.410	99	2	23.690	27.300	24.272	1:15.262	104	6	23.430	25.597	23.602	1:12.629	101
11	23.488	25.555	23.625	1:12.668	98	3	23.240	25.748	23.498	1:12.486	102	7	23.309	25.542	23.541	1:12.392	103
<b>No.538 PERELLÓ Álvaro</b>						4	23.128	25.404	23.455	1:11.987	103	8	23.207	25.583	23.488	1:12.278	103
1	24.806	34.497	24.697	1:24.000	100	5	23.774	25.788	23.538	1:13.100	104	9	23.117	25.575	23.470	1:12.162	101
2	23.825	25.864	23.723	1:13.412	100	6	23.232	25.526	23.444	1:12.202	102	10	23.165	25.725	23.565	1:12.455	100
3	23.462	25.588	23.620	1:12.670	101	7	23.256	25.401	23.421	1:12.078	102	11	23.818	26.281	23.767	1:13.866	99
4	23.216	25.726	23.635	1:12.577	100	8	23.287	25.428	23.459	1:12.174	100	<b>No.561 VEGA Royce</b>					
5	23.329	25.471	23.479	1:12.279	101	9	23.505	25.455	23.416	1:12.376	101	1	27.504	27.563	24.648	1:19.715	102
6	23.116	25.929	23.289	1:12.334	102	10	23.415	25.433	23.288	1:12.136	103	2	24.083	26.253	24.090	1:14.426	103
7	24.880	25.649	23.531	1:14.060	98	11	23.300	25.717	24.028	1:13.045	100	3	23.721	25.731	23.849	1:13.301	102
8	23.832	25.959	23.553	1:13.344	102	<b>No.552 CRUZ SÁNCHEZ Max</b>						4	23.360	25.566	23.506	1:12.432	103
9	23.104	25.501	23.386	1:11.991	104	1	27.410	27.579	24.473	1:19.462	102	5	23.278	26.666	23.474	1:13.418	104
10	23.194	25.450	23.602	1:12.246	99	2	23.623	26.668	24.152	1:14.443	104	6	23.733	25.768	23.757	1:13.258	101
11	23.382	25.528	23.620	1:12.530	98	3	23.679	25.562	23.447	1:12.688	103	7	23.816	25.545	24.289	1:13.650	101
<b>No.539 COBY Christian</b>						4	23.468	25.523	23.474	1:12.465	103	8	23.380	25.583	23.666	1:12.629	102
1	25.018	26.156	23.839	1:15.013	101	5	23.573	25.945	23.669	1:13.187	100	9	23.089	25.513	23.474	1:12.076	102
2	23.694	25.738	23.462	1:12.894	103	6	23.177	25.868	24.148	1:13.193	104	10	23.098	25.517	23.436	1:12.051	102
3	23.376	26.285	23.449	1:13.110	103	7	23.652	25.971	23.546	1:13.169	102	11	23.126	25.598	24.227	1:12.951	98
4	23.331	25.436	23.348	1:12.115	103	8	23.238	25.514	23.590	1:12.342	102	<b>No.563 GREILING Bruno</b>					
5	23.138	25.519	23.648	1:12.305	102	9	23.154	25.574	23.521	1:12.249	102	1	26.239	28.040	24.373	1:18.652	99

Timekeeper  Race Director 



## X30 MINI

### Final (F) Analysis

For information purposes. No official / regulatory value

Laps	Sector 1	Sector 2	Sector 3	Lap Time	Spd	Laps	Sector 1	Sector 2	Sector 3	Lap Time	Spd	Laps	Sector 1	Sector 2	Sector 3	Lap Time	Spd
2	23.679	27.212	24.170	1:15.061	100	6	23.180	25.295	23.404	1:11.879	101	10	23.058	25.470	23.521	1:12.049	102
3	23.543	26.004	23.851	1:13.398	99	7	23.274	25.606	23.463	1:12.343	101	11	23.098	25.495	24.853	1:13.446	97
4	24.216	25.655	23.792	1:13.663	101	8	23.293	25.446	23.420	1:12.159	102	<b>No.586 MORALES Nuvola</b>					
5	23.556	25.736	23.876	1:13.168	99	9	23.465	25.881	23.405	1:12.751	102	1	25.867	27.103	23.754	1:16.724	102
6	23.398	26.212	23.731	1:13.341	99	10	23.173	25.860	23.510	1:12.543	101	2	24.770	27.280	23.694	1:15.744	102
7	23.877	25.722	23.761	1:13.360	99	11	23.912	26.105	24.085	1:14.102	100	3	23.320	25.805	23.443	1:12.568	102
8	24.137	26.845	23.823	1:14.805	99	<b>No.578 SCHELVIS Abraham</b>						4	23.183	25.523	23.483	1:12.189	101
9	23.494	25.555	23.668	1:12.717	98	1	28.531	27.182	24.488	1:20.201	101	5	23.554	26.321	23.643	1:13.518	104
10	23.408	25.635	24.302	1:13.345	98	2	23.358	26.539	23.774	1:13.671	100	6	23.173	25.572	23.515	1:12.260	102
11	24.662	25.907	23.874	1:14.443	96	3	23.579	26.234	23.447	1:13.260	103	7	23.203	25.445	23.431	1:12.079	102
<b>No.567 VENANT Antoine Sylva</b>						4	23.205	25.564	23.289	1:12.058	104	8	23.442	25.438	23.525	1:12.405	100
1	26.016	26.301	23.767	1:16.084	101	5	23.139	25.536	24.047	1:12.722	100	9	23.517	25.638	23.505	1:12.660	101
2	23.524	25.630	23.553	1:12.707	101	6	23.114	25.792	23.458	1:12.364	102	10	23.206	25.373	23.559	1:12.138	100
3	23.327	25.795	23.818	1:12.940	99	7	23.070	25.393	23.379	1:11.842	103	11	23.290	25.520	23.951	1:12.761	98
4	23.230	25.362	23.342	1:11.934	101	8	22.936	25.473	23.285	1:11.694	103	<b>No.589 CLARKE George</b>					
5	23.279	25.390	23.536	1:12.205	104	9	23.378	25.502	23.355	1:12.235	103	1	26.499	27.396	23.762	1:17.657	104
6	24.215	25.703	23.340	1:13.258	102	10	23.176	25.458	23.304	1:11.938	103	2	23.557	27.749	23.713	1:15.019	103
7	23.308	25.401	23.310	1:12.019	102	11	23.158	25.460	24.055	1:12.673	99	3	23.839	25.638	23.487	1:12.964	101
8	23.087	25.334	23.607	1:12.028	104	<b>No.582 BRAGEOT Mattis</b>						4	23.461	25.648	23.460	1:12.569	104
9	23.867	25.995	23.400	1:13.262	102	1	26.179	28.387	23.943	1:18.509	98	5	23.161	25.640	23.618	1:12.419	101
10	23.313	25.960	23.331	1:12.604	101	2	24.095	27.441	24.139	1:15.675	98	6	23.125	25.951	23.471	1:12.547	102
11	24.216	25.899	23.865	1:13.980	99	3	24.877	26.301	23.955	1:15.133	97	7	23.045	25.393	23.406	1:11.844	102
<b>No.574 PERICO Niccolo</b>						4	23.889	26.256	23.942	1:14.087	98	8	22.884	25.458	23.352	1:11.694	102
1	25.650	26.171	23.660	1:15.481	101	5	23.749	25.627	23.610	1:12.986	97	9	23.221	25.466	23.458	1:12.145	102
2	23.529	25.717	23.489	1:12.735	102	6	23.737	25.615	23.569	1:12.921	97	10	23.080	25.509	23.440	1:12.029	102
3	23.369	25.927	23.426	1:12.722	103	7	24.287	25.553	23.566	1:13.406	97	11	23.386	25.715	23.861	1:12.962	101
4	23.190	25.406	23.398	1:11.994	103	8	23.590	25.754	23.453	1:12.797	98	<b>No.590 BABICEK Zdenek</b>					
5	23.278	25.539	24.022	1:12.839	97	9	23.937	25.398	23.510	1:12.845	98	1	24.130	26.034	23.667	1:13.831	101
6	24.269	25.979	23.316	1:13.564	104	10	23.602	25.573	23.400	1:12.575	97	2	23.576	25.846	23.728	1:13.150	103
7	23.478	25.448	23.212	1:12.138	104	11	23.573	25.400	23.999	1:12.972	96	3	23.824	25.607	23.557	1:12.988	101
8	23.238	25.477	23.455	1:12.170	100	<b>No.585 GONZALEZ ELLUL Ivan</b>						4	23.345	25.471	23.478	1:12.294	102
9	23.276	27.029	23.397	1:13.702	103	1	26.600	27.717	23.915	1:18.232	104	5	23.383	25.881	23.778	1:13.042	101
10	23.442	25.561	23.442	1:12.445	99	2	23.636	27.527	24.131	1:15.294	103	6	23.993	25.579	23.403	1:12.975	101
11	23.523	26.572	24.357	1:14.452	98	3	23.623	26.117	23.531	1:13.271	103	7	23.124	25.490	23.367	1:11.981	102
<b>No.577 GRIGNET Noah</b>						4	23.436	25.647	23.671	1:12.754	103	8	23.200	25.685	23.716	1:12.601	100
1	25.539	27.603	23.913	1:17.055	101	5	23.644	26.256	23.483	1:13.383	103	9	24.099	25.603	23.562	1:13.264	99
2	23.589	25.903	23.923	1:13.415	102	6	23.106	26.127	24.730	1:13.963	101	10	23.814	25.777	23.522	1:13.113	100
3	23.358	25.619	23.724	1:12.701	101	7	23.869	25.633	24.002	1:13.504	101	11	23.818	26.067	24.196	1:14.081	99
4	23.267	25.543	23.566	1:12.376	102	8	23.350	25.595	23.686	1:12.631	102	<b>No.591 DOILLON Lucas</b>					
5	23.247	25.474	23.496	1:12.217	102	9	23.066	25.521	23.486	1:12.073	102	1	25.949	27.695	23.988	1:17.632	102

Timekeeper  Race Director 







## X30 MINI

### Final (F) Analysis

For information purposes. No official / regulatory value

Laps	Sector 1	Sector 2	Sector 3	Lap Time	Spd	Laps	Sector 1	Sector 2	Sector 3	Lap Time	Spd
2	23.926	26.960	23.797	1:14.683	103	6	23.983	27.364	23.862	1:15.209	102
3	23.210	25.874	23.566	1:12.650	102	7	23.933	26.651	23.847	1:14.431	103
4	23.157	25.579	23.523	1:12.259	101	8	23.718	25.799	24.064	1:13.581	101
5	23.691	26.184	23.710	1:13.585	102	9	23.303	25.535	23.766	1:12.604	99
6	23.481	27.205	24.062	1:14.748	101	10	24.014	27.635	23.834	1:15.483	101
7	24.140	25.877	23.641	1:13.658	102	11	23.800	26.288	23.760	1:13.848	99
8	23.169	25.745	23.470	1:12.384	102	<b>No.608 POINT Alexandre</b>					
9	23.176	25.434	23.620	1:12.230	102	1	26.734	27.856	25.009	1:19.599	93
10	23.082	25.720	23.749	1:12.551	101	2	23.980	26.544	24.111	1:14.635	102
11	23.166	26.272	24.684	1:14.122	98	3	23.785	25.765	23.711	1:13.261	102
<b>No.594 PATTISON Colbe</b>						4	23.417	25.598	23.486	1:12.501	102
1	31.926	26.656	24.086	1:22.668	99	5	23.178	26.232	23.693	1:13.103	102
2	23.716	25.769	23.680	1:13.165	100	6	23.869	26.008	23.457	1:13.334	102
3	23.418	25.525	23.692	1:12.635	100	7	23.325	25.908	24.337	1:13.570	100
4	23.252	25.355	23.523	1:12.130	101	8	23.997	26.013	23.640	1:13.650	102
5	23.126	25.860	23.232	1:12.218	104	9	23.114	25.413	23.657	1:12.184	102
6	23.009	25.735	23.841	1:12.585	101	10	23.901	27.798	24.028	1:15.727	101
7	24.241	25.951	24.007	1:14.199	103	11	24.702	26.145	23.944	1:14.791	99
8	25.330	26.115	23.603	1:15.048	100	<b>No.611 SAMUEL Hugon</b>					
9	23.252	25.417	23.547	1:12.216	100	1	27.051	27.593	24.733	1:19.377	102
10	23.298	26.114	23.394	1:12.806	102	2	24.058	26.288	23.861	1:14.207	102
11	23.341	25.312	23.372	1:12.025	101	3	24.203	25.717	23.614	1:13.534	101
<b>No.598 MCCLOUGHRY Ben</b>						4	23.374	25.591	23.539	1:12.504	102
1	26.686	27.793	23.949	1:18.428	102	5	23.246	26.055	23.386	1:12.687	103
2	23.542	27.128	24.114	1:14.784	102	6	23.175	25.708	23.615	1:12.498	102
3	23.435	25.612	23.481	1:12.528	103	7	24.808	25.913	23.828	1:14.549	103
4	23.344	25.651	23.603	1:12.598	102	8	24.674	25.993	23.626	1:14.293	102
5	23.184	25.855	23.776	1:12.815	103	9	23.138	25.553	23.366	1:12.057	103
6	23.143	26.720	23.534	1:13.397	101	10	23.868	25.864	23.708	1:13.440	98
7	23.238	25.502	23.685	1:12.425	100	11	23.831	25.915	23.657	1:13.403	99
8	23.376	25.519	23.762	1:12.657	99	<b>No.605 CAMPOS Pedro</b>					
9	23.450	25.642	23.794	1:12.886	98	1	25.806	27.502	24.053	1:17.361	102
10	23.444	25.663	23.835	1:12.942	98	2	23.645	27.209	23.732	1:14.586	100
11	23.768	25.689	23.693	1:13.150	97	3	23.185	25.643	23.413	1:12.241	103
<b>No.605 CAMPOS Pedro</b>						4	23.206	25.595	23.563	1:12.364	102
1	25.806	27.502	24.053	1:17.361	102	5	23.737	25.861	23.795	1:13.393	99

Timekeeper  Race Director 



35 <sup>th</sup>	<b>552</b> CRUZ SÁNCHEZ Max TBA		<b>18</b>	<b>557</b> CORREIA Kiko ALONSO KART		36 <sup>th</sup>
33 <sup>th</sup>	<b>527</b> MUSK Harley KR		<b>17</b>	<b>589</b> CLARKE George KR		34 <sup>th</sup>
31 <sup>th</sup>	<b>594</b> PATTISON Colbe KR		<b>16</b>	<b>611</b> SAMUEL Hugon KR		32 <sup>th</sup>
29 <sup>th</sup>	<b>563</b> GREILING Bruno KR		<b>15</b>	<b>608</b> POINT Alexandre REDSPEED		30 <sup>th</sup>
27 <sup>th</sup>	<b>605</b> CAMPOS Pedro KALI KART		<b>14</b>	<b>519</b> BECU Milan PAROLIN		28 <sup>th</sup>
25 <sup>th</sup>	<b>591</b> DOILLON Lucas KR		<b>13</b>	<b>561</b> VEGA Royce KR		26 <sup>th</sup>
23 <sup>th</sup>	<b>532</b> NARRAWAY Luca FALCON		<b>12</b>	<b>553</b> JIMENEZ GARCIA Adrian ALONSO KART		24 <sup>th</sup>
21 <sup>th</sup>	<b>577</b> GRIGNET Noah REDSPEED		<b>11</b>	<b>598</b> MCCLOUGHRY Ben FALCON		22 <sup>th</sup>
19 <sup>th</sup>	<b>574</b> PERICO Niccolo ENERGY CORSE		<b>10</b>	<b>585</b> GONZALEZ ELLUL Ivan ALONSO KART		20 <sup>th</sup>
17 <sup>th</sup>	<b>518</b> HOUSE George ENERGY CORSE		<b>9</b>	<b>542</b> CACHAFEIRO Tony KR		18 <sup>th</sup>
15 <sup>th</sup>	<b>539</b> COBY Christian KR		<b>8</b>	<b>536</b> MOULIN Nino FORMULA K		16 <sup>th</sup>
13 <sup>th</sup>	<b>506</b> NEWSTEAD Austin KR		<b>7</b>	<b>520</b> FERGUSON Daniel ALONSO KART		14 <sup>th</sup>
11 <sup>th</sup>	<b>538</b> PERELLÓ Álvaro ALONSO KART		<b>6</b>	<b>586</b> MORALES Nuvola BIREL ART RACING		12 <sup>th</sup>
9 <sup>th</sup>	<b>522</b> WOOD Freddie KR		<b>5</b>	<b>567</b> VENANT Antoine Sylva KR		10 <sup>th</sup>
7 <sup>th</sup>	<b>540</b> NUVOLINI Many FK		<b>4</b>	<b>582</b> BRAGEOT Mattis PAROLIN		8 <sup>th</sup>
5 <sup>th</sup>	<b>513</b> LONGHITANO Aurelio PAROLIN		<b>3</b>	<b>502</b> SAYER Jarlath KR		6 <sup>th</sup>
3 <sup>rd</sup>	<b>507</b> GRANQUIST Ludvig FALCON		<b>2</b>	<b>578</b> SCHELVIS Abraham FA		4 <sup>th</sup>
1 <sup>st</sup>	<b>590</b> BABICEK Zdenek MS KART		<b>1</b>	<b>510</b> WILLIAMS Harry KR		2 <sup>nd</sup>

POLE POSITION



Start : 30/11 - 14:20 11 Laps = 18.689 km

Timekeeper

Race Director

IAME Warrior Final 2024: Zuera (ESP) 26/11 - 06/12/2024

Page 1 / 1

IAME Karting

Apex Timing GoRacing

Rnk	No.	Driver	D. Nat	Qp	E-F	C-D	A-B	C-F	B-D	A-E	B-E	D-F	A-C	D-E	A-F	B-C	B-F	C-E	A-D	Points
1	590	BABICEK Zdenek		10	-	0	-	-	0	-	-	2	-	0	-	-	-	-	-	2
2	510	WILLIAMS Harry		8	-	-	2	-	2	-	2	-	-	-	0	-	-	-	-	6
3	507	GRANQUIST Ludwig		1	-	-	3	-	-	3	-	-	2	-	3	-	-	-	-	11
4	578	SCHELVIS Abraham		2	-	-	7	-	3	-	0	-	-	-	2	-	-	-	-	12
5	513	LONGHITANO Aurelio		6	2	-	-	2	-	-	-	6	-	-	2	-	-	-	-	12
6	502	SAYER Jarlath		31	-	-	5	-	-	4	-	-	3	-	0	-	-	-	-	12
7	540	NUVOLINI Many		7	-	-	10	-	-	0	-	-	0	-	4	-	-	-	-	14
8	582	BRAGEOT Mattis		5	0	-	-	-	-	5	7	-	-	4	-	-	-	-	-	16
9	522	WOOD Freddie		27	-	2	-	3	-	-	-	-	8	-	-	6	-	-	-	19
10	567	VENANT Antoine Sylva		16	-	4	-	-	11	-	-	3	-	2	-	-	-	-	-	20
11	538	PERELLÓ Álvaro		17	10	-	-	-	-	2	4	-	-	5	-	-	-	-	-	21
12	586	MORALES Nuvola		25	-	-	4	-	-	7	-	-	7	-	5	-	-	-	-	23
13	506	NEWSTEAD Austin		3	-	6	-	9	-	-	-	-	6	-	-	5	-	-	-	26
14	520	FERGUSON Daniel		13	-	-	6	-	-	11	-	-	4	-	7	-	-	-	-	28
15	539	COBY Christian		18	3	-	-	0	-	-	-	19	-	-	6	-	-	-	-	28
16	536	MOULIN Nino		28	-	8	-	-	15	-	-	0	-	7	-	-	-	-	-	30
17	518	HOUSE George		42	5	-	-	8	-	-	-	9	-	-	8	-	-	-	-	30
18	542	CACHAFEIRO Tony		24	4	-	-	7	-	-	-	10	-	-	10	-	-	-	-	31
19	574	PERICO Niccolo		64	-	9	-	-	6	-	-	7	-	10	-	-	-	-	-	32
20	585	GONZALEZ ELLUL Ivan		19	-	-	13	-	-	6	-	-	5	-	13	-	-	-	-	37
21	577	GRIGNET Noah		44	-	-	0	-	5	-	11	-	-	-	-	22	-	-	-	38
22	598	MCCLOUGHRY Ben		35	9	-	-	-	-	10	8	-	-	13	-	-	-	-	-	40
23	532	NARRAWAY Luca		15	-	13	-	15	-	-	-	-	9	-	-	4	-	-	-	41
24	553	JIMENEZ GARCIA Adrian		37	-	-	8	-	-	9	-	-	12	-	12	-	-	-	-	41
25	591	DOILLON Lucas		11	13	-	-	-	-	13	5	-	-	12	-	-	-	-	-	43
26	561	VEGA Royce		21	-	3	-	4	-	-	-	-	31	-	-	7	-	-	-	45
27	605	CAMPOS Pedro		9	-	5	-	14	-	-	-	-	19	-	-	9	-	-	-	47
28	519	BECU Milan		23	6	-	-	-	-	15	12	-	-	14	-	-	-	-	-	47
29	563	GREILING Bruno		43	-	-	9	-	-	17	-	-	11	-	11	-	-	-	-	48
30	608	POINT Alexandre		49	-	-	11	-	-	12	-	-	16	-	9	-	-	-	-	48
31	594	PATTISON Colbe		4	-	31	-	-	10	-	-	5	-	3	-	-	-	-	-	49
32	611	SAMUEL Hugon		32	-	-	32	-	4	-	10	-	-	-	-	3	-	-	-	49
33	527	MUSK Harley		29	7	-	-	-	-	14	18	-	-	11	-	-	-	-	-	50
34	589	CLARKE George		46	-	10	-	-	28	-	-	4	-	8	-	-	-	-	-	50
35	552	CRUZ SÁNCHEZ Max		54	8	-	-	10	-	-	-	20	-	-	14	-	-	-	-	52
36	557	CORREIA Kiko		22	-	7	-	-	32	-	-	8	-	6	-	-	-	-	-	53
Not Qualified for the Final																				
37	568	DAVIDSON Alfie		48	12	-	-	16	-	-	-	12	-	-	15	-	-	-	-	55
38	547	CAREY Ian		88	-	17	-	-	7	-	-	13	-	21	-	-	-	-	-	58
39	512	LAZARUS Alexander Parakram		70	-	18	-	-	8	-	-	17	-	16	-	-	-	-	-	59

Steward #1

Steward #2

Steward #3



Rnk	No.	Driver	D. Nat	Qp	E-F	C-D	A-B	C-F	B-D	A-E	B-E	D-F	A-C	D-E	A-F	B-C	B-F	C-E	A-D	Points
40	555	SRYER AISSA Roslan		92	-	-	25	-	12	-	14	-	-	-	-	8	-	-	-	59
41	535	KENNEY Oscar		45	-	12	-	12	-	-	-	-	10	-	-	26	-	-	-	60
42	548	HIBBERT Mayson		20	-	-	14	-	31	-	6	-	-	-	-	11	-	-	-	62
43	573	ELGAHOUDI Nahyl			-	16	-	-	13	-	-	15	-	18	-	-	-	-	-	62
44	545	BOUCHARD Antton		14	-	-	12	-	14	-	3	-	-	-	-	34	-	-	-	63
45	549	VAELLO Eydan		34	-	11	-	-	24	-	-	21	-	9	-	-	-	-	-	65
46	558	BUHOFER SUNDRANI Aaron		41	24	-	-	-	-	8	9	-	-	24	-	-	-	-	-	65
47	584	REILLY Alex		85	-	-	15	-	-	18	-	-	13	-	19	-	-	-	-	65
48	516	SØRLIE SMISTAD Ole Alexander		50	-	-	18	-	9	-	17	-	-	-	-	28	-	-	-	72
49	565	GLENDE Vebjørn		38	-	-	20	-	26	-	15	-	-	-	-	13	-	-	-	74
50	587	AUGUSTIN Baptiste		26	-	-	16	-	29	-	13	-	-	-	-	17	-	-	-	75
51	514	PORTER Teddy-Jay		39	-	14	-	5	-	-	-	-	27	-	-	30	-	-	-	76
52	560	PERUZZI Achilles		47	18	-	-	-	-	27	16	-	-	15	-	-	-	-	-	76
53	534	FOLEY JNR John		57	-	32	-	6	-	-	-	-	15	-	-	24	-	-	-	77
54	570	PAVEL Luca Andrea		55	-	-	19	-	-	25	-	-	14	-	20	-	-	-	-	78
55	603	STEWART Andie		33	-	19	-	13	-	-	-	-	32	-	-	15	-	-	-	79
56	528	SMITH Blair		36	29	-	-	17	-	-	-	16	-	-	17	-	-	-	-	79
57	571	VD COTERLET Julian		51	-	30	-	11	-	-	-	-	29	-	-	10	-	-	-	80
58	688	LAWRENCE Ava		66	11	-	-	24	-	-	-	29	-	-	16	-	-	-	-	80
59	525	PEREZ CABELLO Ruben		67	-	-	24	-	-	16	-	-	18	-	22	-	-	-	-	80
60	551	SARLAS Alessandro		56	-	-	30	-	18	-	20	-	-	-	-	14	-	-	-	82
61	515	GHARIB Kevin		74	-	-	22	-	19	-	24	-	-	-	-	18	-	-	-	83
62	572	CAMPBELL Sophie		75	-	27	-	22	-	-	-	-	22	-	-	12	-	-	-	83
63	543	CAMPOS GARCIA Alejandro		40	-	29	-	-	22	-	-	14	-	19	-	-	-	-	-	84
64	604	STEWART Johnston		12	28	-	-	21	-	-	-	11	-	-	26	-	-	-	-	86
65	601	CORNIL Milo		30	14	-	-	29	-	-	-	25	-	-	18	-	-	-	-	86
66	607	MIQUEL PRIETO Jorge		68	-	-	17	-	21	-	19	-	-	-	-	29	-	-	-	86
67	575	PADOVANI Nahil		86	-	-	27	-	20	-	23	-	-	-	-	16	-	-	-	86
68	596	MORGADO Guilherme		71	15	-	-	-	-	21	25	-	-	27	-	-	-	-	-	88
69	517	ENGAN AASEN Markus		53	20	-	-	-	-	20	29	-	-	20	-	-	-	-	-	89
70	588	PELFRENE Téo		60	25	-	-	18	-	-	-	26	-	-	21	-	-	-	-	90
71	564	LUIS Paternotte		65	19	-	-	-	-	28	21	-	-	22	-	-	-	-	-	90
72	546	BLAIR Charlie		76	-	20	-	-	23	-	-	30	-	17	-	-	-	-	-	90
73	521	MONTANARI Giuseppe		61	-	-	23	-	-	23	-	-	17	-	29	-	-	-	-	92
74	609	KARASSAS Simon		73	-	-	21	-	-	19	-	-	28	-	25	-	-	-	-	93
75	595	KWONG Mason Alexander		52	-	21	-	-	16	-	-	31	-	26	-	-	-	-	-	94
76	562	SCICLUNA Zack		81	-	22	-	25	-	-	-	-	20	-	-	27	-	-	-	94
77	523	DEMPSEY Danny		58	-	15	-	-	30	-	-	18	-	32	-	-	-	-	-	95
78	550	MIKALSEN Adrian		87	-	25	-	23	-	-	-	-	26	-	-	21	-	-	-	95
79	541	SILVA LORA Mario		69	-	24	-	30	-	-	-	-	23	-	-	20	-	-	-	97

Steward #1

Steward #2

Steward #3

Rnk	No.	Driver	D. Nat	Qp	E-F	C-D	A-B	C-F	B-D	A-E	B-E	D-F	A-C	D-E	A-F	B-C	B-F	C-E	A-D	Points
80	537	SEGURA Pablo		79	-	-	26	-	-	22	-	-	21	-	28	-	-	-	-	97
81	610	FRYKBERG Alexander		63	-	23	-	31	-	-	-	-	25	-	-	19	-	-	-	98
82	613	KONOVALOV Artur		78	16	-	-	27	-	-	-	28	-	-	27	-	-	-	-	98
83	530	IBBOTSON Zachary		82	-	26	-	-	17	-	-	24	-	31	-	-	-	-	-	98
84	531	ORELLANA Anaís		83	23	-	-	-	-	30	22	-	-	23	-	-	-	-	-	98
85	526	ZIARKO Stanislaw		84	21	-	-	20	-	-	-	27	-	-	30	-	-	-	-	98
86	544	NEKMOUCHE Neil		90	34	-	-	19	-	-	-	23	-	-	23	-	-	-	-	99
87	556	ITEN Ben		91	-	-	28	-	-	24	-	-	24	-	24	-	-	-	-	100
88	524	ILYAS Sami		89	22	-	-	-	-	29	27	-	-	25	-	-	-	-	-	103
89	569	LØFSHUS Lucas Emiil		59	17	-	-	-	-	26	31	-	-	30	-	-	-	-	-	104
90	554	NOBS Mathis		72	26	-	-	28	-	-	-	22	-	-	31	-	-	-	-	107
91	592	LEE Yuchen		93	-	28	-	26	-	-	-	-	30	-	-	25	-	-	-	109
92	599	RODRIGUES Martin		80	-	-	31	-	27	-	30	-	-	-	-	23	-	-	-	111
93	606	MOUCHE Matisse		62	-	-	29	-	25	-	28	-	-	-	-	31	-	-	-	113
94	566	DE CORDOVA Emilio		77	27	-	-	-	-	32	26	-	-	28	-	-	-	-	-	113
95	533	NORDVANG Jenny Kvakkestad			30	-	-	-	-	31	32	-	-	29	-	-	-	-	-	122

Steward #1

Steward #2

Steward #3

Rnk	No.	Competitor	Driver	D. Nat	Equipment	Laps	Gap	Interv.	Best lap	Spd	Points
-----	-----	------------	--------	--------	-----------	------	-----	---------	----------	-----	--------

Event Record : No.582 BRAGEOT Mattis 1:11.152 85.96 kph

Timekeeper

Race Director

IAME Warrior Final 2024: Zuera (ESP) 26/11 - 06/12/2024

Page 1 / 1

IAME Karting

Apex Timing GoRacing 





	1	2	3	4	5	6	7	8	9	10	11	12	13	14	15	16	17	18	19	20	21	22	23	24	25	26	27	28	29	30	31	32		
Grid	507	594	540	590	520	567	585	557	586	536	502	549	553	543	563	589	608	595	570	523	521	574	525	512	609	546	537	530	584	547	556	573		
Start																																		

Timekeeper

Race Director



X30 MINI

Qualifying Heat A-D  
Analysis

For information purposes. No official / regulatory value

Laps Sector 1 Sector 2 Sector 3 Lap Time Spd

Timekeeper

Race Director

IAME Warrior Final 2024: Zuera (ESP) 26/11 - 06/12/2024

IAME Karting

Apex Timing GoRacing



31 <sup>th</sup>	<b>556</b> ITEN Ben PAROLIN		<b>16</b>	<b>573</b> ELGAHOUDI Nahyl KR		32 <sup>th</sup>
29 <sup>th</sup>	<b>584</b> REILLY Alex KART REPUBLIC		<b>15</b>	<b>547</b> CAREY Ian KR		30 <sup>th</sup>
27 <sup>th</sup>	<b>537</b> SEGURA Pablo KR		<b>14</b>	<b>530</b> IBBOTSON Zachary KR		28 <sup>th</sup>
25 <sup>th</sup>	<b>609</b> KARASSAS Simon FALCON		<b>13</b>	<b>546</b> BLAIR Charlie KR		26 <sup>th</sup>
23 <sup>th</sup>	<b>525</b> PEREZ CABELLO Ruben TBC		<b>12</b>	<b>512</b> LAZARUS Alexander Parakram ENERGY		24 <sup>th</sup>
21 <sup>th</sup>	<b>521</b> MONTANARI Giuseppe KR		<b>11</b>	<b>574</b> PERICO Niccolo ENERGY CORSE		22 <sup>th</sup>
19 <sup>th</sup>	<b>570</b> PAVEL Luca Andrea KR		<b>10</b>	<b>523</b> DEMPSEY Danny KR		20 <sup>th</sup>
17 <sup>th</sup>	<b>608</b> POINT Alexandre REDSPEED		<b>9</b>	<b>595</b> KWONG Mason Alexander FALCON		18 <sup>th</sup>
15 <sup>th</sup>	<b>563</b> GREILING Bruno KR		<b>8</b>	<b>589</b> CLARKE George KR		16 <sup>th</sup>
13 <sup>th</sup>	<b>553</b> JIMENEZ GARCIA Adrian ALONSO KART		<b>7</b>	<b>543</b> CAMPOS GARCIA Alejandro PAROLIN		14 <sup>th</sup>
11 <sup>th</sup>	<b>502</b> SAYER Jarlath KR		<b>6</b>	<b>549</b> VAELO Eydan PAROLIN		12 <sup>th</sup>
9 <sup>th</sup>	<b>586</b> MORALES Nuvola BIREL ART RACING		<b>5</b>	<b>536</b> MOULIN Nino FORMULA K		10 <sup>th</sup>
7 <sup>th</sup>	<b>585</b> GONZALEZ ELLUL Ivan ALONSO KART		<b>4</b>	<b>557</b> CORREIA Kiko ALONSO KART		8 <sup>th</sup>
5 <sup>th</sup>	<b>520</b> FERGUSON Daniel ALONSO KART		<b>3</b>	<b>567</b> VENANT Antoine Sylva KR		6 <sup>th</sup>
3 <sup>rd</sup>	<b>540</b> NUVOLINI Many FK		<b>2</b>	<b>590</b> BABICEK Zdenek MS KART		4 <sup>th</sup>
1 <sup>st</sup>	<b>507</b> GRANQUIST Ludwig FALCON		<b>1</b>	<b>594</b> PATTISON Colbe KR		2 <sup>nd</sup>

POLE POSITION



Start : 30/11 - 10:40 6 Laps = 10.194 km

Steward #1

Steward #2

Steward #3

IAME Warrior Final 2024: Zuera (ESP) 26/11 - 06/12/2024

Page 1 / 1

IAME Karting

Apex Timing GoRacing





X30 MINI

Qualifying Heat C-E  
Results

Subject to scrutineering & sporting investigations

Rnk	No.	Competitor	Driver	D. Nat	Equipment	Laps	Gap	Interv.	Best lap	Spd	Points
-----	-----	------------	--------	--------	-----------	------	-----	---------	----------	-----	--------

Event Record : No.582 BRAGEOT Mattis 1:11.152 85.96 kph

Timekeeper

Race Director

IAME Warrior Final 2024: Zuera (ESP) 26/11 - 06/12/2024

IAME Karting

Apex Timing GoRacing



	1	2	3	4	5	6	7	8	9	10	11	12	13	14	15	16	17	18	19	20	21	22	23	24	25	26	27	28	29	30	31	32	
Grid	506	582	605	591	532	538	561	519	522	527	603	598	514	558	535	560	571	517	534	569	610	564	541	596	572	566	562	531	550	524	592	533	
Start																																	

Timekeeper 

Race Director 



X30 MINI

Qualifying Heat C-E  
Analysis

For information purposes. No official / regulatory value

Laps Sector 1 Sector 2 Sector 3 Lap Time Spd

Timekeeper

Race Director





31 <sup>th</sup>	<b>592</b> LEE Yuchen KR		<b>16</b>	<b>533</b> NORDVANG Jenny Kvakkestad KR		32 <sup>th</sup>
29 <sup>th</sup>	<b>550</b> MIKALSEN Adrian FALCON		<b>15</b>	<b>524</b> ILYAS Sami KR		30 <sup>th</sup>
27 <sup>th</sup>	<b>562</b> SCICLUNA Zack KALI KART		<b>14</b>	<b>531</b> ORELLANA Anaís KALI KART		28 <sup>th</sup>
25 <sup>th</sup>	<b>572</b> CAMPBELL Sophie KR		<b>13</b>	<b>566</b> DE CORDOVA Emilio KR		26 <sup>th</sup>
23 <sup>th</sup>	<b>541</b> SILVA LORA Mario ALONSO KART		<b>12</b>	<b>596</b> MORGADO Guilherme BIRELART		24 <sup>th</sup>
21 <sup>th</sup>	<b>610</b> FRYKBERG Alexander ENERGY CORSE		<b>11</b>	<b>564</b> LUIS Paternotte LN		22 <sup>th</sup>
19 <sup>th</sup>	<b>534</b> FOLEY JNR John KR		<b>10</b>	<b>569</b> LØFSHUS Lucas Emiil SODI		20 <sup>th</sup>
17 <sup>th</sup>	<b>571</b> VD COTERLET Julian FALCON		<b>9</b>	<b>517</b> ENGAN AASEN Markus FALCON		18 <sup>th</sup>
15 <sup>th</sup>	<b>535</b> KENNEY Oscar ALONSO KART		<b>8</b>	<b>560</b> PERUZZI Achilleas KR		16 <sup>th</sup>
13 <sup>th</sup>	<b>514</b> PORTER Teddy-Jay KR		<b>7</b>	<b>558</b> BUHOFFER SUNDRANI Aaron PAROLIN		14 <sup>th</sup>
11 <sup>th</sup>	<b>603</b> STEWART Andie ALONSO		<b>6</b>	<b>598</b> MCCLOUGHRY Ben FALCON		12 <sup>th</sup>
9 <sup>th</sup>	<b>522</b> WOOD Freddie KR		<b>5</b>	<b>527</b> MUSK Harley KR		10 <sup>th</sup>
7 <sup>th</sup>	<b>561</b> VEGA Royce KR		<b>4</b>	<b>519</b> BECU Milan PAROLIN		8 <sup>th</sup>
5 <sup>th</sup>	<b>532</b> NARRAWAY Luca FALCON		<b>3</b>	<b>538</b> PERELLÓ Álvaro ALONSO KART		6 <sup>th</sup>
3 <sup>rd</sup>	<b>605</b> CAMPOS Pedro KALI KART		<b>2</b>	<b>591</b> DOILLON Lucas KR		4 <sup>th</sup>
1 <sup>st</sup>	<b>506</b> NEWSTEAD Austin KR		<b>1</b>	<b>582</b> BRAGEOT Mattis PAROLIN		2 <sup>nd</sup>

POLE POSITION



Start : 30/11 - 10:20 6 Laps = 10.194 km

Steward #1

Steward #2

Steward #3

IAME Warrior Final 2024: Zuera (ESP) 26/11 - 06/12/2024

Page 1 / 1

IAME Karting

Apex Timing GoRacing



X30 MINI

Qualifying Heat B-F  
Results

Subject to scrutineering & sporting investigations

Rnk	No.	Competitor	Driver	D. Nat	Equipment	Laps	Gap	Interv.	Best lap	Spd	Points
-----	-----	------------	--------	--------	-----------	------	-----	---------	----------	-----	--------

Event Record : No.582 BRAGEOT Mattis 1:11.152 85.96 kph

Timekeeper

Race Director

IAME Warrior Final 2024: Zuera (ESP) 26/11 - 06/12/2024

IAME Karting

Apex Timing GoRacing



	1	2	3	4	5	6	7	8	9	10	11	12	13	14	15	16	17	18	19	20	21	22	23	24	25	26	27	28	29	30	31	
Grid	578	513	510	604	545	539	548	542	587	601	611	528	565	518	577	568	516	552	551	588	606	688	607	554	515	613	599	526	575	544	555	
Start																																

Timekeeper 

Race Director 

Laps   Sector 1   Sector 2   Sector 3   Lap Time   Spd

Timekeeper 

Race Director 

31 <sup>th</sup>	<b>555</b> SRYER AISSA Roslan SODI		<b>16</b>			
29 <sup>th</sup>	<b>575</b> PADOVANI Nahil OTK		<b>15</b>	<b>544</b> NEKMOUCHE Neil FORMULE K		30 <sup>th</sup>
27 <sup>th</sup>	<b>599</b> RODRIGUES Martin TBC		<b>14</b>	<b>526</b> ZIARKO Stanislaw PAROLIN		28 <sup>th</sup>
25 <sup>th</sup>	<b>515</b> GHARIB Kevin FALCON		<b>13</b>	<b>613</b> KONOVALOV Artur FA ALONSO KART		26 <sup>th</sup>
23 <sup>th</sup>	<b>607</b> MIQUEL PRIETO Jorge TBC		<b>12</b>	<b>554</b> NOBS Mathis OTK		24 <sup>th</sup>
21 <sup>th</sup>	<b>606</b> MOUCHE Matisse KOSMIC		<b>11</b>	<b>688</b> LAWRENCE Ava KART REPUBLIC		22 <sup>th</sup>
19 <sup>th</sup>	<b>551</b> SARLAS Alessandro KALI KART		<b>10</b>	<b>588</b> PELFRENE Téo BIREL ART		20 <sup>th</sup>
17 <sup>th</sup>	<b>516</b> SØRLIE SMISTAD Ole Alexander FALCON		<b>9</b>	<b>552</b> CRUZ SÁNCHEZ Max TBA		18 <sup>th</sup>
15 <sup>th</sup>	<b>577</b> GRIGNET Noah REDSPEED		<b>8</b>	<b>568</b> DAVIDSON Alfie KR		16 <sup>th</sup>
13 <sup>th</sup>	<b>565</b> GLENDE Vebjørn DR RACING KART		<b>7</b>	<b>518</b> HOUSE George ENERGY CORSE		14 <sup>th</sup>
11 <sup>th</sup>	<b>611</b> SAMUEL Hugon KR		<b>6</b>	<b>528</b> SMITH Blair KR		12 <sup>th</sup>
9 <sup>th</sup>	<b>587</b> AUGUSTIN Baptiste ENERGY		<b>5</b>	<b>601</b> CORNIL Milo REDSPEED		10 <sup>th</sup>
7 <sup>th</sup>	<b>548</b> HIBBERT Mayson KR		<b>4</b>	<b>542</b> CACHAFEIRO Tony KR		8 <sup>th</sup>
5 <sup>th</sup>	<b>545</b> BOUCHARD Antton ALONSO KART		<b>3</b>	<b>539</b> COBY Christian KR		6 <sup>th</sup>
3 <sup>rd</sup>	<b>510</b> WILLIAMS Harry KR		<b>2</b>	<b>604</b> STEWART Johnston KR		4 <sup>th</sup>
1 <sup>st</sup>	<b>578</b> SCHELVIS Abraham FA		<b>1</b>	<b>513</b> LONGHITANO Aurelio PAROLIN		2 <sup>nd</sup>

POLE POSITION



Start : 30/11 - 10:00 6 Laps = 10.194 km

Steward #1

Steward #2

Steward #3

IAME Warrior Final 2024: Zuera (ESP) 26/11 - 06/12/2024

Page 1 / 1

IAME Karting

Apex Timing GoRacing



Rnk	No.	Driver	D. Nat	Qp	E-F	C-D	A-B	C-F	B-D	A-E	B-E	D-F	A-C	D-E	A-F	B-C	Points
1	590	BABICEK Zdenek		10	-	0	-	-	0	-	-	2	-	0	-	-	2
2	510	WILLIAMS Harry		8	-	-	2	-	2	-	2	-	-	-	-	0	6
3	507	GRANQUIST Ludwig		1	-	-	3	-	-	3	-	-	2	-	3	-	11
4	578	SHELVIS Abraham		2	-	-	7	-	3	-	0	-	-	-	-	2	12
5	513	LONGHITANO Aurelio		6	2	-	-	2	-	-	-	6	-	-	2	-	12
6	502	SAYER Jarlath		31	-	-	5	-	-	4	-	-	3	-	0	-	12
7	540	NUVOLINI Many		7	-	-	10	-	-	0	-	-	0	-	4	-	14
8	582	BRAGEOT Mattis		5	0	-	-	-	-	5	7	-	-	4	-	-	16
9	522	WOOD Freddie		27	-	2	-	3	-	-	-	-	8	-	-	6	19
10	567	VENANT Antoine Sylva		16	-	4	-	-	11	-	-	3	-	2	-	-	20
11	538	PERELLÓ Álvaro		17	10	-	-	-	-	2	4	-	-	5	-	-	21
12	586	MORALES Nuvola		25	-	-	4	-	-	7	-	-	7	-	5	-	23
13	506	NEWSTEAD Austin		3	-	6	-	9	-	-	-	-	6	-	-	5	26
14	520	FERGUSON Daniel		13	-	-	6	-	-	11	-	-	4	-	7	-	28
15	539	COBY Christian		18	3	-	-	0	-	-	-	19	-	-	6	-	28
16	536	MOULIN Nino		28	-	8	-	-	15	-	-	0	-	7	-	-	30
17	518	HOUSE George		42	5	-	-	8	-	-	-	9	-	-	8	-	30
18	542	CACHAFEIRO Tony		24	4	-	-	7	-	-	-	10	-	-	10	-	31
19	574	PERICO Niccolo		64	-	9	-	-	6	-	-	7	-	10	-	-	32
20	585	GONZALEZ ELLUL Ivan		19	-	-	13	-	-	6	-	-	5	-	13	-	37
21	577	GRIGNET Noah		44	-	-	0	-	5	-	11	-	-	-	-	22	38
22	598	MCCLOUGHRY Ben		35	9	-	-	-	-	10	8	-	-	13	-	-	40
23	532	NARRAWAY Luca		15	-	13	-	15	-	-	-	-	9	-	-	4	41
24	553	JIMENEZ GARCIA Adrian		37	-	-	8	-	-	9	-	-	12	-	12	-	41
25	591	DOILLON Lucas		11	13	-	-	-	-	13	5	-	-	12	-	-	43
26	561	VEGA Royce		21	-	3	-	4	-	-	-	-	31	-	-	7	45
27	605	CAMPOS Pedro		9	-	5	-	14	-	-	-	-	19	-	-	9	47
28	519	BECU Milan		23	6	-	-	-	-	15	12	-	-	14	-	-	47
29	563	GREILING Bruno		43	-	-	9	-	-	17	-	-	11	-	11	-	48
30	608	POINT Alexandre		49	-	-	11	-	-	12	-	-	16	-	9	-	48
31	594	PATTISON Colbe		4	-	31	-	-	10	-	-	5	-	3	-	-	49
32	611	SAMUEL Hugon		32	-	-	32	-	4	-	10	-	-	-	-	3	49
33	527	MUSK Harley		29	7	-	-	-	-	14	18	-	-	11	-	-	50
34	589	CLARKE George		46	-	10	-	-	28	-	-	4	-	8	-	-	50
35	552	CRUZ SÁNCHEZ Max		54	8	-	-	10	-	-	-	20	-	-	14	-	52
36	557	CORREIA Kiko		22	-	7	-	-	32	-	-	8	-	6	-	-	53
<b>Not Qualified for the Final</b>																	
37	568	DAVIDSON Alfie		48	12	-	-	16	-	-	-	12	-	-	15	-	55
38	547	CAREY Ian		88	-	17	-	-	7	-	-	13	-	21	-	-	58
39	512	LAZARUS Alexander Parakram		70	-	18	-	-	8	-	-	17	-	16	-	-	59

Steward #1

Steward #2

Steward #3

Rnk	No.	Driver	D. Nat	Qp	E-F	C-D	A-B	C-F	B-D	A-E	B-E	D-F	A-C	D-E	A-F	B-C	Points
40	555	SRYER AISSA Roslan		92	-	-	25	-	12	-	14	-	-	-	-	8	59
41	535	KENNEY Oscar		45	-	12	-	12	-	-	-	-	10	-	-	26	60
42	548	HIBBERT Mayson		20	-	-	14	-	31	-	6	-	-	-	-	11	62
43	573	ELGAHOUDI Nahyl			-	16	-	-	13	-	-	15	-	18	-	-	62
44	545	BOUCHARD Antton		14	-	-	12	-	14	-	3	-	-	-	-	34	63
45	549	VAELO Eydan		34	-	11	-	-	24	-	-	21	-	9	-	-	65
46	558	BUHOFFER SUNDRANI Aaron		41	24	-	-	-	-	8	9	-	-	24	-	-	65
47	584	REILLY Alex		85	-	-	15	-	-	18	-	-	13	-	19	-	65
48	516	SØRLIE SMISTAD Ole Alexander		50	-	-	18	-	9	-	17	-	-	-	-	28	72
49	565	GLENDE Vebjørn		38	-	-	20	-	26	-	15	-	-	-	-	13	74
50	587	AUGUSTIN Baptiste		26	-	-	16	-	29	-	13	-	-	-	-	17	75
51	514	PORTER Teddy-Jay		39	-	14	-	5	-	-	-	-	27	-	-	30	76
52	560	PERUZZI Achilleas		47	18	-	-	-	-	27	16	-	-	15	-	-	76
53	534	FOLEY JNR John		57	-	32	-	6	-	-	-	-	15	-	-	24	77
54	570	PAVEL Luca Andrea		55	-	-	19	-	-	25	-	-	14	-	20	-	78
55	603	STEWART Andie		33	-	19	-	13	-	-	-	-	32	-	-	15	79
56	528	SMITH Blair		36	29	-	-	17	-	-	-	16	-	-	17	-	79
57	571	VD COTERLET Julian		51	-	30	-	11	-	-	-	-	29	-	-	10	80
58	688	LAWRENCE Ava		66	11	-	-	24	-	-	-	29	-	-	16	-	80
59	525	PEREZ CABELLO Ruben		67	-	-	24	-	-	16	-	-	18	-	22	-	80
60	551	SARLAS Alessandro		56	-	-	30	-	18	-	20	-	-	-	-	14	82
61	515	GHARIB Kevin		74	-	-	22	-	19	-	24	-	-	-	-	18	83
62	572	CAMPBELL Sophie		75	-	27	-	22	-	-	-	-	22	-	-	12	83
63	543	CAMPOS GARCIA Alejandro		40	-	29	-	-	22	-	-	14	-	19	-	-	84
64	604	STEWART Johnston		12	28	-	-	21	-	-	-	11	-	-	26	-	86
65	601	CORNIL Milo		30	14	-	-	29	-	-	-	25	-	-	18	-	86
66	607	MIQUEL PRIETO Jorge		68	-	-	17	-	21	-	19	-	-	-	-	29	86
67	575	PADOVANI Nahil		86	-	-	27	-	20	-	23	-	-	-	-	16	86
68	596	MORGADO Guilherme		71	15	-	-	-	-	21	25	-	-	27	-	-	88
69	517	ENGAN AASEN Markus		53	20	-	-	-	-	20	29	-	-	20	-	-	89
70	588	PELFRENE Téo		60	25	-	-	18	-	-	-	26	-	-	21	-	90
71	564	LUIS Paternotte		65	19	-	-	-	-	28	21	-	-	22	-	-	90
72	546	BLAIR Charlie		76	-	20	-	-	23	-	-	30	-	17	-	-	90
73	521	MONTANARI Giuseppe		61	-	-	23	-	-	23	-	-	17	-	29	-	92
74	609	KARASSAS Simon		73	-	-	21	-	-	19	-	-	28	-	25	-	93
75	595	KWONG Mason Alexander		52	-	21	-	-	16	-	-	31	-	26	-	-	94
76	562	SCICLUNA Zack		81	-	22	-	25	-	-	-	-	20	-	-	27	94
77	523	DEMPSEY Danny		58	-	15	-	-	30	-	-	18	-	32	-	-	95
78	550	MIKALSEN Adrian		87	-	25	-	23	-	-	-	-	26	-	-	21	95
79	541	SILVA LORA Mario		69	-	24	-	30	-	-	-	-	23	-	-	20	97

Steward #1

Steward #2

Steward #3

Rnk	No.	Driver	D. Nat	Qp	E-F	C-D	A-B	C-F	B-D	A-E	B-E	D-F	A-C	D-E	A-F	B-C	Points
80	537	SEGURA Pablo		79	-	-	26	-	-	22	-	-	21	-	28	-	97
81	610	FRYKBERG Alexander		63	-	23	-	31	-	-	-	-	25	-	-	19	98
82	613	KONOVALOV Artur		78	16	-	-	27	-	-	-	28	-	-	27	-	98
83	530	IBBOTSON Zachary		82	-	26	-	-	17	-	-	24	-	31	-	-	98
84	531	ORELLANA Anaís		83	23	-	-	-	-	30	22	-	-	23	-	-	98
85	526	ZIARKO Stanislaw		84	21	-	-	20	-	-	-	27	-	-	30	-	98
86	544	NEKMOUCHE Neil		90	34	-	-	19	-	-	-	23	-	-	23	-	99
87	556	ITEN Ben		91	-	-	28	-	-	24	-	-	24	-	24	-	100
88	524	ILYAS Sami		89	22	-	-	-	-	29	27	-	-	25	-	-	103
89	569	LØFSHUS Lucas Emiil		59	17	-	-	-	-	26	31	-	-	30	-	-	104
90	554	NOBS Mathis		72	26	-	-	28	-	-	-	22	-	-	31	-	107
91	592	LEE Yuchen		93	-	28	-	26	-	-	-	-	30	-	-	25	109
92	599	RODRIGUES Martin		80	-	-	31	-	27	-	30	-	-	-	-	23	111
93	606	MOUCHE Matisse		62	-	-	29	-	25	-	28	-	-	-	-	31	113
94	566	DE CORDOVA Emilio		77	27	-	-	-	-	32	26	-	-	28	-	-	113
95	533	NORDVANG Jenny Kvakkestad			30	-	-	-	-	31	32	-	-	29	-	-	122

Steward #1

Steward #2

Steward #3

IAME Warrior Final 2024: Zuera (ESP) 26/11 - 06/12/2024

Page 3 / 3

IAME Karting

Apex Timing GoRacing

Rnk	No.	Competitor	Driver	D. Nat	Equipment	Laps	Gap	Interv.	Best lap	Penalty	Spd	Points
1	▲2	510 FUSION MOTORSPORT	WILLIAMS Harry		KR	6			1:12.500		101.7	0
2	▼1	578 AXION RACING	SCHELVIS Abraham		FA	6	0.450	0.450	1:12.114		104.2	2
3	▲8	611 XCEL	SAMUEL Hugon		KR	6	0.452	0.002	1:12.699		102.8	3
4	▲2	532 FALCON RACING TEAM	NARRAWAY Luca		FALCON	6	1.804	1.352	1:12.821		104.5	4
5	▼3	506 JAMIE GREEN RACING	NEWSTEAD Austin		KR	6	2.767	0.963	1:12.670		102.6	5
6	▲4	522 JAMIE GREEN RACING	WOOD Freddie		KR	6	2.781	0.014	1:12.673		103.5	6
7	▲1	561 FUSION MOTORSPORT	VEGA Royce		KR	6	3.043	0.262	1:12.604		103.7	7
8	▲23	555 MEGAKART DZ	SRYER AISSA Roslan		SODI	6	5.105	2.062	1:12.569		103.2	8
9	▼5	605 KALI KART	CAMPOS Pedro		KALI KART	6	5.746	0.641	1:12.834		103.1	9
10	▲8	571 FALCON RACING TEAM	VD COTERLET Julian		FALCON	6	5.987	0.241	1:13.083		103.3	10
11	▼4	548 FUSION MOTORSPORT	HIBBERT Mayson		KR	6	6.168	0.181	1:12.733		103.6	11
12	▲14	572 FUSION MOTORSPORT	CAMPBELL Sophie		KR	6	6.254	0.086	1:12.822		103.0	12
13	=	565 TEAM PRO-KARTING	GLENDE Vebjørn		DR RACING KART	6	6.422	0.168	1:13.034		103.3	13
14	▲5	551 KALI KART BY JORGE PESCADOR	SARLAS Alessandro		KALI KART	6	6.946	0.524	1:13.165		100.5	14
15	▼3	603 XCEL MOTORSPORT	STEWART Andie		ALONSO	6	7.599	0.653	1:13.196		102.8	15
16	▲13	575 AUTO CLUB RC2 VALLES	PADOVANI Nahil		OTK	6	7.882	0.283	1:12.643		103.2	16
17	▼8	587 XCEL	AUGUSTIN Baptiste		ENERGY	6	7.916	0.034	1:12.912	+5.000	103.9	17
18	▲7	515 FALCON RACING TEAM	GHARIB Kevin		FALCON	6	8.160	0.244	1:13.075		100.8	18
19	▲3	610 AD MOTORSPORT	FRYKBERG Alexander		ENERGY CORSE	6	8.466	0.306	1:13.105		103.3	19
20	▲4	541 MONLAU MOTORSPORT	SILVA LORA Mario		ALONSO KART	6	10.565	2.099	1:13.698		97.8	20
21	▲9	550 MARTHE MIKALSER	MIKALSEN Adrian		FALCON	6	10.616	0.051	1:13.360		102.2	21
22	▼7	577 EUROKARTING	GRIGNET Noah		REDSPEED	6	11.451	0.835	1:12.589		100.4	22
23	▲4	599 SERGIO RODRIGUES	RODRIGUES Martin		TBC	6	11.595	0.144	1:14.256		103.0	23
24	▼4	534 DMS	FOLEY JNR John		KR	6	11.842	0.247	1:12.436	+5.000	102.7	24
25	▲7	592 VDK	LEE Yuchen		KR	6	11.879	0.037	1:13.309		102.5	25
26	▼10	535 XCEL	KENNEY Oscar		ALONSO KART	6	12.433	0.554	1:12.457	+5.000	103.9	26
27	▲1	562 KALI KART BY JORGE PESCADOR	SCICLUNA Zack		KALI KART	6	13.162	0.729	1:12.495	+5.000	101.6	27
28	▼11	516 SK SERVICE	SØRLIE SMISTAD Ole Alexander		FALCON	6	13.911	0.749	1:12.888	+5.000	103.3	28
29	▼6	607 CLUB KALI KART	MIQUEL PRIETO Jorge		TBC	2	4 Laps	4 Laps	1:18.924	+5.000	93.8	29
30	▼16	514 JAMIE GREEN RACING	PORTER Teddy-Jay		KR	2	4 Laps	2.362	1:13.516	+5.000	97.8	30
31	▼10	606 RSD KARTING	MOUCHE Matisse		KOSMIC	0	6 Laps	2 Laps				31

No.587 AUGUSTIN Baptiste : 5 sec time penalty for incorrectly installed Front Fairing or incorrect position of front fairing. According to Stewards' Decision No.190-587.

No.534 FOLEY JNR John : 5 sec time penalty in the above mentioned session - Warning Flag (art. 24.2 Sporting Regulations). According to Stewards' Decision No.189.

No.535 KENNEY Oscar : 5 sec time penalty for incorrectly installed Front Fairing or incorrect position of front fairing. According to Stewards' Decision No.190-535.

No.562 SCICLUNA Zack : 5 sec time penalty for incorrectly installed Front Fairing or incorrect position of front fairing. According to Stewards' Decision No.190-562.

No.516 SØRLIE SMISTAD Ole Alexander : 5 sec time penalty for incorrectly installed Front Fairing or incorrect position of front fairing. According to Stewards' Decision No.190-516.

No.607 MIQUEL PRIETO Jorge : 5 sec time penalty for incorrectly installed Front Fairing or incorrect position of front fairing. According to Stewards' Decision No.190-607.

No.514 PORTER Teddy-Jay : 5 sec time penalty for incorrectly installed Front Fairing or incorrect position of front fairing. According to Stewards' Decision No.190-514.

Leaders : No.578 SCHELVIS Abraham (1-1) / No.510 WILLIAMS Harry (2-2) / No.545 BOUCHARD Antton (3-3) / No.510 WILLIAMS Harry (4-6)

Start Time : 29/11 - 15:41:25

Best lap : No.578 SCHELVIS Abraham 1:12.114 84.82 kph

Weather : Overcast Air : 14°C Track : Dry

Event Record : No.582 BRAGEOT Mattis 1:11.152 85.96 kph

No.534 06:41 Lap 5

Steward #1

Steward #2

Steward #3

IAME Warrior Final 2024: Zuera (ESP) 26/11 - 06/12/2024

Page 1 / 2

IAME Karting

Apex Timing GoRacing

Rnk	No.	Competitor	Driver	D. Nat	Equipment	Laps	Gap	Interv.	Best lap	Penalty	Spd	Points
<b>Not Classified</b>												
	545	BOUCHARD	BOUCHARD Antton		ALONSO KART		DSQ		1:12.683		101.8	34

No.545 BOUCHARD Antton : Disqualification for bad manoeuvre (art. 2.24 CIK General Prescriptions). According to Stewards' Decision No.191.

Leaders : No.578 SCHELVIS Abraham (1-1) / No.510 WILLIAMS Harry (2-2) / No.545 BOUCHARD Antton (3-3) / No.510 WILLIAMS Harry (4-6)

Start Time : 29/11 - 15:41:25

Best lap : No.578 SCHELVIS Abraham 1:12.114 84.82 kph

Weather : Overcast Air : 14°C Track : Dry

Event Record : No.582 BRAGEOT Mattis 1:11.152 85.96 kph

No.534 06:41  
Lap 5

Steward #1

Steward #2

Steward #3



DOCUMENT N° 191

## DÉCISION DES COMMISSAIRES SPORTIFS STEWARDS' DECISION

PÉNALITÉ INFLIGÉE AU CONCURRENT (NOM) : **BOUCHARD**  
PENALTY INFLICTED UPON THE COMPETITOR (NAME):

NATIONALITÉ / NATIONALITY:

N°: **545**  
No.:

PILOTE : **BOUCHARD Antton**  
DRIVER :

Concerne la partie de la compétition **X30 MINI - Qualifying Heat B-C**  
Concerns the part of the competition :

### ÉNONCÉ / STATEMENT:

**Disqualification from the above-mentioned Session**

### MOTIF / REASON:

The Stewards having received a report from the Judge of Facts (Doc n° 167) requested by the Race Director, having examined this report, summoned and heard the Driver and Entrant concerned (Summon Doc n° 188), have considered the following matter, determine the following: \_The above-mentioned Driver caused an collision – an incident as defined in Art. 2.24 of the 2024 CIK-FIA General Prescriptions. In the session concerned in the last lap at MP 9 to finish line made contact with kart (kart n° 611) and following of this manoeuvre kart no 611 went off the track. \_This fact is a violation against the Art. 3.6.2 e of the 2024 FIA Code of Driving Conduct. \_The Stewards impose this penalty according to Art.2.24 of the 2024 CIK-FIA General Prescriptions and Art.12.4 of the 2024 FIA International Sporting Code. \_The Competitor is reminded of his right to appeal in accordance with Art. 15 of the 2024 FIA International Sporting Code, within the applicable time limits.

**Décision annoncée**  
**Decision announced**

Date / Date: **29/11/2024**

Heure / Time: **16:24**

Nom / Name

Signature

Président du Collège / *Chairman of the Panel:*

**Kris LAMBRECHT (BEL)**



Membres du Collège / *Members of the Panel:*

**Manuel BERNABÉ (ESP)**



**Pere SAURA (ESP)**



### NOTIFICATION AU CONCURRENT CONCERNÉ / NOTIFICATION TO THE RELEVANT COMPETITOR

Je soussigné :

*I undersigned:* Nom personnel / *personal name*

Représentant du Concurrent : **BOUCHARD**

*Representing the Competitor:* Nom du Concurrent / *Competitor name*

Certifie avoir reçu notification du document N° **191** des Commissaires Sportifs de la Compétition  
*Certify that I have been notified of document No.* **191** *by the Stewards of the Competition.*

Date :

Heure / Time:

Signature :

DOCUMENT N° 189

## DÉCISION DES COMMISSAIRES SPORTIFS STEWARDS' DECISION

PÉNALITÉ INFLIGÉE AU CONCURRENT (NOM) : **DMS**  
PENALTY INFLICTED UPON THE COMPETITOR (NAME):

NATIONALITÉ / NATIONALITY:

N°: **534**  
No.:

PILOTE : **FOLEY JNR John**  
DRIVER :

Concerne la partie de la compétition **X30 MINI - Qualifying Heat B-C**  
Concerns the part of the competition :

### ÉNONCÉ / STATEMENT:

**5 sec time penalty in the above mentioned session**

### MOTIF / REASON:

The Driver no. 534 caused a contact with kart no. 516 near MP 3 in lap 4. The driver concerned forced kart no 516 off the track (reported by Judge of Facts after video control, requested by Race Director, Doc n° 166). Having considered the report concerned and relevant video sequence the Stewards judged this incident as a violation against the article 25.1 of the Championship Sporting Regulations and art. 3.2.6.e of the 2024 Karting Code of Driving Conduct. The Competitor is reminded that, in accordance with art. 12.3.4 of the 2024 FIA International Sporting Code and art. 25.2 of the Championship Sporting Regulations the above penalty is not susceptible to appeal.

**Décision annoncée**  
**Decision announced**

Date / Date: **29/11/2024**

Heure / Time: **16:01**

Nom / Name

Signature

Président du Collège / Chairman of the Panel:

**Kris LAMBRECHT (BEL)**



Membres du Collège / Members of the Panel:

**Manuel BERNABÉ (ESP)**



**Pere SAURA (ESP)**



### NOTIFICATION AU CONCURRENT CONCERNÉ / NOTIFICATION TO THE RELEVANT COMPETITOR

Je soussigné :

*I undersigned:* Nom personnel / personal name

Représentant du Concurrent : **DMS**

*Representing the Competitor:* Nom du Concurrent / Competitor name

Certifie avoir reçu notification du document N° **189** des Commissaires Sportifs de la Compétition  
*Certify that I have been notified of document No.* **189** *by the Stewards of the Competition.*

Date :

Heure / Time:

Signature :

## X30 MINI

### Qualifying Heat B-C Lap Chart

For information purposes. No official / regulatory value

	1	2	3	4	5	6	7	8	9	10	11	12	13	14	15	16	17	18	19	20	21	22	23	24	25	26	27	28	29	30	31	32
Grid	578	506	510	605	545	532	548	561	587	522	611	603	565	514	577	535	516	571	551	534	606	610	607	541	515	572	599	562	575	550	555	592
Start	578	506	510	605	545	532	548	561	587	522	611	565	603	577	514	516	535	551	571	<del>606</del>	534	607	515	610	541	599	572	562	550	575	592	555
Lap 1 Interval	578	510	545	611	587	506	522	532	605	548	561	565	551	571	599	603	515	572	541	555	516	610	575	550	592	534	562	535	607	577	514	
		0.0	0.1	0.2	0.0	0.4	0.0	0.1	0.9	0.0	0.2	1.0	0.3	0.5	0.0	0.1	0.3	0.0	0.3	0.0	0.8	0.0	0.0	0.3	0.1	0.4	0.2	0.0	2.3	2.3	5.4	
Lap 2	510	611	545	587	578	506	532	605	522	561	548	565	551	571	572	515	555	603	599	541	610	575	516	534	592	535	550	562	577	<del>607</del>	<del>514</del>	
		0.2	0.0	0.1	0.0	0.8	0.0	0.2	0.0	0.2	0.2	1.6	0.2	0.3	0.4	0.6	0.2	0.0	0.0	0.3	0.5	0.0	0.0	0.2	0.7	0.0	0.2	0.0	4.1	3.0	2.3	
Lap 3	545	611	510	578	506	587	532	522	605	561	548	551	571	565	572	555	603	515	575	516	599	534	610	541	535	562	592	550	577			
		0.0	0.0	0.6	0.2	0.0	0.0	0.4	0.2	0.0	0.1	1.6	0.2	0.0	0.1	0.9	0.3	0.5	0.6	0.0	0.0	0.0	0.3	0.0	1.0	0.1	0.0	3.4				
Lap 4	510	545	611	578	587	532	506	522	548	561	605	565	571	572	551	555	603	534	515	575	610	535	562	541	599	516	592	550	577			
		0.0	0.0	1.0	0.1	0.2	0.7	0.0	0.1	0.0	0.1	1.6	0.1	0.0	0.3	0.1	1.0	0.9	0.1	0.1	0.3	0.0	0.5	0.0	0.3	0.0	0.2	0.1	2.7			
Lap 5	510	611	545	578	532	506	522	587	561	548	605	572	565	555	571	551	603	534	575	535	515	562	610	516	541	550	599	592	577			
		0.3	0.1	0.8	0.6	0.1	0.0	0.0	0.0	0.0	0.3	2.3	0.0	0.0	0.1	0.2	1.1	0.0	0.5	0.1	0.1	0.4	0.3	0.6	0.1	0.8	0.1	0.5	1.1			
Lap 6	510	545	578	611	532	506	522	587	561	555	605	571	548	572	565	534	551	535	603	575	515	562	610	516	541	550	577	599	592			
		0.3	0.1	0.0	1.3	0.9	0.0	0.1	0.1	2.0	0.6	0.2	0.1	0.0	0.1	0.4	0.1	0.4	0.1	0.2	0.2	0.0	0.3	0.4	1.6	0.0	0.8	0.1	0.2			

Timekeeper

Race Director

IAME Warrior Final 2024: Zuera (ESP) 26/11 - 06/12/2024

IAME Karting

Apex Timing GoRacing 



## X30 MINI

### Qualifying Heat B-C Analysis

For information purposes. No official / regulatory value

Laps	Sector 1	Sector 2	Sector 3	Lap Time	Spd
<b>No.506 NEWSTEAD Austin</b>					
1	25.349	25.967	23.705	1:15.021	102
2	23.932	26.102	23.763	1:13.797	100
3	23.619	25.858	23.724	1:13.201	101
4	23.788	25.903	24.199	1:13.890	101
5	23.161	25.884	23.625	1:12.670	100
6	23.807	25.983	23.803	1:13.593	96

Laps	Sector 1	Sector 2	Sector 3	Lap Time	Spd
<b>No.510 WILLIAMS Harry</b>					
1	24.660	25.810	23.637	1:14.107	101
2	23.661	25.762	23.920	1:13.343	98
3	24.189	25.925	23.610	1:13.724	101
4	23.509	25.451	23.540	1:12.500	102
5	23.248	25.649	23.769	1:12.666	98
6	23.615	25.657	23.762	1:13.034	98

Laps	Sector 1	Sector 2	Sector 3	Lap Time	Spd
<b>No.514 PORTER Teddy-Jay</b>					
1	40.512	26.834	23.959	1:31.305	97
2	23.892	25.781	23.843	1:13.516	97

Laps	Sector 1	Sector 2	Sector 3	Lap Time	Spd
<b>No.515 GHARIB Kevin</b>					
1	27.285	26.892	24.060	1:18.237	99
2	23.774	26.057	24.065	1:13.896	97
3	24.013	25.992	24.083	1:14.088	98
4	23.769	25.893	24.156	1:13.818	100
5	23.558	25.681	23.836	1:13.075	101
6	23.634	26.027	24.003	1:13.664	98

Laps	Sector 1	Sector 2	Sector 3	Lap Time	Spd
<b>No.516 SØRLIE SMISTAD Ole Alexander</b>					
1	28.334	27.163	24.211	1:19.708	101
2	24.222	26.079	23.858	1:14.159	103
3	23.529	26.012	23.751	1:13.292	102
4	24.549	26.287	23.830	1:14.666	102
5	23.799	25.666	23.615	1:13.080	100
6	23.430	25.688	23.770	1:12.888	102

Laps	Sector 1	Sector 2	Sector 3	Lap Time	Spd
<b>No.522 WOOD Freddie</b>					
1	25.156	26.005	23.642	1:14.803	102
2	23.964	26.213	23.898	1:14.075	103
3	23.371	25.874	24.208	1:13.453	100
4	23.559	25.816	23.984	1:13.359	102
5	23.178	25.986	23.509	1:12.673	100
6	23.818	26.024	23.703	1:13.545	98

Laps	Sector 1	Sector 2	Sector 3	Lap Time	Spd
<b>No.532 NARRAWAY Luca</b>					
1	25.281	26.244	23.593	1:15.118	102

Laps	Sector 1	Sector 2	Sector 3	Lap Time	Spd
2	23.868	26.133	23.623	1:13.624	102
3	23.350	26.075	23.836	1:13.261	104
4	23.691	25.803	23.570	1:13.064	102
5	23.785	25.890	23.512	1:13.187	100
6	23.635	25.550	23.636	1:12.821	98

Laps	Sector 1	Sector 2	Sector 3	Lap Time	Spd
<b>No.534 FOLEY JNR John</b>					
1	29.512	27.220	23.933	1:20.665	100
2	23.723	26.063	23.485	1:13.271	101
3	23.566	25.850	23.724	1:13.140	102
4	23.610	25.649	23.645	1:12.904	99
5	23.396	25.664	23.376	1:12.436	101
6	23.536	25.653	23.958	1:13.147	98

Laps	Sector 1	Sector 2	Sector 3	Lap Time	Spd
<b>No.535 KENNEY Oscar</b>					
1	30.114	27.195	23.791	1:21.100	103
2	23.585	26.482	23.697	1:13.764	102
3	23.557	25.732	23.495	1:12.784	103
4	23.405	25.846	23.846	1:13.097	99
5	23.390	25.629	23.438	1:12.457	102
6	23.453	26.036	23.593	1:13.082	101

Laps	Sector 1	Sector 2	Sector 3	Lap Time	Spd
<b>No.541 SILVA LORA Mario</b>					
1	27.752	26.672	24.103	1:18.527	97
2	24.076	26.166	23.968	1:14.210	97
3	23.842	26.542	24.163	1:14.547	98
4	23.860	25.977	23.876	1:13.713	98
5	23.736	25.923	24.039	1:13.698	93
6	23.949	26.226	24.212	1:14.387	96

Laps	Sector 1	Sector 2	Sector 3	Lap Time	Spd
<b>No.545 BOUCHARD Antton</b>					
1	24.676	25.928	23.591	1:14.195	101
2	24.089	25.808	23.600	1:13.497	102
3	23.724	25.908	23.665	1:13.297	101
4	23.302	25.642	23.739	1:12.683	102
5	23.852	25.695	23.591	1:13.138	101
6	23.521	25.568	23.720	1:12.809	97

Laps	Sector 1	Sector 2	Sector 3	Lap Time	Spd
<b>No.548 HIBBERT Mayson</b>					
1	25.351	26.953	23.858	1:16.162	102
2	23.466	25.810	23.993	1:13.269	102
3	23.419	25.698	24.316	1:13.433	101
4	23.512	25.774	23.815	1:13.101	103
5	23.509	25.743	23.481	1:12.733	102
6	23.930			1:16.711	98

Laps	Sector 1	Sector 2	Sector 3	Lap Time	Spd
<b>No.550 MIKALSEN Adrian</b>					
1	28.409	26.892	24.274	1:19.575	100
2	24.418	26.509	24.099	1:15.026	102
3	23.605	26.212	23.866	1:13.683	99
4	23.660	25.955	23.745	1:13.360	101
5	23.603	26.138	23.889	1:13.630	98
6	23.659	25.834	24.142	1:13.635	97


Laps	Sector 1	Sector 2	Sector 3	Lap Time	Spd
<b>No.551 SARLAS Alessandro</b>					
1	26.742	26.731	23.940	1:17.413	99
2	23.734	25.862	23.898	1:13.494	100
3	23.657	25.708	23.800	1:13.165	99
4	24.103	25.781	23.954	1:13.838	100
5	23.855	25.767	23.832	1:13.454	101
6	24.033	26.096	24.265	1:14.394	96

Laps	Sector 1	Sector 2	Sector 3	Lap Time	Spd
<b>No.555 SRYER AISSA Roslan</b>					
1	27.487	26.716	23.925	1:18.128	97
2	23.587	26.405	23.754	1:13.746	101
3	23.593	25.656	23.642	1:12.891	100
4	23.366	25.706	23.497	1:12.569	103
5	23.542	25.761	23.628	1:12.931	100
6	23.514	25.636	23.807	1:12.957	99

Laps	Sector 1	Sector 2	Sector 3	Lap Time	Spd
<b>No.561 VEGA Royce</b>					
1	26.649	26.081	23.661	1:16.391	101
2	23.424	25.680	23.671	1:12.775	102
3	23.392	25.757	24.353	1:13.502	103
4	23.369	25.919	24.011	1:13.299	103
5	23.303	25.795	23.506	1:12.604	103
6	24.216	25.794	23.651	1:13.661	102

Laps	Sector 1	Sector 2	Sector 3	Lap Time	Spd
<b>No.562 SCICLUNA Zack</b>					
1	28.766	27.910	23.928	1:20.604	101
2	23.841	26.334	24.016	1:14.191	100
3	23.680	25.857	23.890	1:13.427	100
4	23.342	25.673	23.661	1:12.676	101
5	23.323	25.620	23.552	1:12.495	100
6	23.393	25.886	23.914	1:13.193	98

Laps	Sector 1	Sector 2	Sector 3	Lap Time	Spd
<b>No.565 GLENDE Vebjørn</b>					
1	26.945	26.347	23.940	1:17.232	98
2	23.849	25.898	23.926	1:13.673	98
3	23.978	26.069	23.648	1:13.695	103
4	23.521	25.687	23.826	1:13.034	98

Timekeeper  Race Director 

## X30 MINI

### Qualifying Heat B-C Analysis

For information purposes. No official / regulatory value

Laps	Sector 1	Sector 2	Sector 3	Lap Time	Spd
5	23.935	25.707	23.835	1:13.477	99
6	24.404	25.982	23.951	1:14.337	99

#### No.571 VD COTERLET Julian

1	27.109	26.795	24.021	1:17.925	100
2	23.660	25.819	23.808	1:13.287	99
3	23.538	25.852	23.693	1:13.083	103
4	23.446	25.751	24.008	1:13.205	95
5	23.953	25.776	23.854	1:13.583	101
6	23.859	25.888	23.941	1:13.688	97

#### No.572 CAMPBELL Sophie

1	27.591	26.556	23.941	1:18.088	100
2	23.678	25.942	23.602	1:13.222	100
3	23.445	25.794	23.583	1:12.822	103
4	23.565	25.704	23.832	1:13.101	100
5	23.677	25.713	23.894	1:13.284	99
6	24.263	26.011	23.911	1:14.185	99

#### No.575 PADOVANI Nahil

1	27.912	26.984	24.249	1:19.145	103
2	23.915	26.164	23.845	1:13.924	101
3	23.547	25.951	23.835	1:13.333	102
4	23.364	25.833	24.146	1:13.343	101
5	23.302	25.564	23.777	1:12.643	100
6	23.844	26.010	23.823	1:13.677	99

#### No.577 GRIGNET Noah

1	35.481	26.500	23.907	1:25.888	98
2	23.668	26.091	23.837	1:13.596	98
3	23.568	25.623	23.735	1:12.926	99
4	23.481	25.521	23.655	1:12.657	99
5	23.488	25.590	23.674	1:12.752	100
6	23.355	25.503	23.731	1:12.589	100

#### No.578 SCHELVIS Abraham

1	24.382	25.955	23.737	1:14.074	98
2	24.808	25.594	23.533	1:13.935	104
3	23.974	26.272	23.590	1:13.836	100
4	23.753	25.759	23.548	1:13.060	99
5	23.829	25.499	23.537	1:12.865	100
6	23.279	25.392	23.443	1:12.114	100

#### No.587 AUGUSTIN Baptiste

1	24.730	25.881	23.740	1:14.351	102
2	24.194	25.488	23.661	1:13.343	103

Laps	Sector 1	Sector 2	Sector 3	Lap Time	Spd
3	23.848	26.411	23.902	1:14.161	104
4	23.617	25.723	23.572	1:12.912	101
5	23.934	26.294	23.508	1:13.736	104
6	23.943	25.932	23.718	1:13.593	100

#### No.592 LEE Yuchen

1	28.364	27.142	24.098	1:19.604	101
2	24.036	26.602	23.869	1:14.507	102
3	23.775	26.113	24.055	1:13.943	100
4	23.539	26.004	23.766	1:13.309	101
5	23.703	26.565	24.250	1:14.518	99
6	23.752	26.427	23.968	1:14.147	100

#### No.599 RODRIGUES Martin

1	26.914	26.643	24.151	1:17.708	100
2	24.013	26.545	24.061	1:14.619	98
3	24.078	26.327	24.054	1:14.459	98
4	24.423	26.038	24.137	1:14.598	102
5	23.860	26.108	24.288	1:14.256	97
6	23.814	26.357	24.290	1:14.461	96

#### No.603 STEWART Andie

1	27.484	27.001	23.841	1:18.326	102
2	23.986	26.840	23.674	1:14.500	101
3	23.635	25.864	23.697	1:13.196	100
4	23.504	25.895	23.874	1:13.273	100
5	23.674	25.973	23.720	1:13.367	99
6	23.948	26.338	23.660	1:13.946	101

#### No.605 CAMPOS Pedro

1	25.594	26.681	23.902	1:16.177	99
2	23.369	25.778	23.705	1:12.852	103
3	23.509	26.017	24.205	1:13.731	102
4	23.192	25.807	24.513	1:13.512	101
5	23.406	25.916	23.512	1:12.834	101
6	23.935			1:15.978	97

#### No.607 MIQUEL PRIETO Jorge

1	29.215	28.433	25.657	1:23.305	93
2	25.544	27.576	25.804	1:18.924	82

#### No.610 FRYKBERG Alexander

1	28.169	26.903	24.422	1:19.494	103
2	23.889	26.161	23.863	1:13.913	99
3	24.071	25.964	23.892	1:13.927	102
4	23.319	25.860	23.945	1:13.124	99

Laps	Sector 1	Sector 2	Sector 3	Lap Time	Spd
5	23.661	26.061	23.777	1:13.499	100
6	23.432	25.950	23.723	1:13.105	101

#### No.611 SAMUEL Hugon

1	24.776	25.890	23.531	1:14.197	102
2	23.790	25.762	23.664	1:13.216	102
3	23.613	26.147	23.653	1:13.413	101
4	23.645	25.493	23.561	1:12.699	103
5	23.617	25.673	23.619	1:12.909	99
6	23.780	25.614	23.712	1:13.106	90

Timekeeper  Race Director 





31 <sup>th</sup>	<b>555</b> SRYER AISSA Roslan SODI		<b>16</b>	<b>592</b> LEE Yuchen KR		32 <sup>th</sup>
29 <sup>th</sup>	<b>575</b> PADOVANI Nahil OTK		<b>15</b>	<b>550</b> MIKALSEN Adrian FALCON		30 <sup>th</sup>
27 <sup>th</sup>	<b>599</b> RODRIGUES Martin TBC		<b>14</b>	<b>562</b> SCICLUNA Zack KALI KART		28 <sup>th</sup>
25 <sup>th</sup>	<b>515</b> GHARIB Kevin FALCON		<b>13</b>	<b>572</b> CAMPBELL Sophie KR		26 <sup>th</sup>
23 <sup>th</sup>	<b>607</b> MIQUEL PRIETO Jorge TBC		<b>12</b>	<b>541</b> SILVA LORA Mario ALONSO KART		24 <sup>th</sup>
21 <sup>th</sup>	<b>606</b> MOUCHE Matisse KOSMIC		<b>11</b>	<b>610</b> FRYKBERG Alexander ENERGY CORSE		22 <sup>th</sup>
19 <sup>th</sup>	<b>551</b> SARLAS Alessandro KALI KART		<b>10</b>	<b>534</b> FOLEY JNR John KR		20 <sup>th</sup>
17 <sup>th</sup>	<b>516</b> SØRLIE SMISTAD Ole Alexander FALCON		<b>9</b>	<b>571</b> VD COTERLET Julian FALCON		18 <sup>th</sup>
15 <sup>th</sup>	<b>577</b> GRIGNET Noah REDSPEED		<b>8</b>	<b>535</b> KENNEY Oscar ALONSO KART		16 <sup>th</sup>
13 <sup>th</sup>	<b>565</b> GLENDE Vebjørn DR RACING KART		<b>7</b>	<b>514</b> PORTER Teddy-Jay KR		14 <sup>th</sup>
11 <sup>th</sup>	<b>611</b> SAMUEL Hugon KR		<b>6</b>	<b>603</b> STEWART Andie ALONSO		12 <sup>th</sup>
9 <sup>th</sup>	<b>587</b> AUGUSTIN Baptiste ENERGY		<b>5</b>	<b>522</b> WOOD Freddie KR		10 <sup>th</sup>
7 <sup>th</sup>	<b>548</b> HIBBERT Mayson KR		<b>4</b>	<b>561</b> VEGA Royce KR		8 <sup>th</sup>
5 <sup>th</sup>	<b>545</b> BOUCHARD Antton ALONSO KART		<b>3</b>	<b>532</b> NARRAWAY Luca FALCON		6 <sup>th</sup>
3 <sup>rd</sup>	<b>510</b> WILLIAMS Harry KR		<b>2</b>	<b>605</b> CAMPOS Pedro KALI KART		4 <sup>th</sup>
1 <sup>st</sup>	<b>578</b> SCHELVIS Abraham FA		<b>1</b>	<b>506</b> NEWSTEAD Austin KR		2 <sup>nd</sup>

POLE POSITION



Start : 29/11 - 14:05 6 Laps = 10.194 km

Steward #1

Steward #2

Steward #3

IAME Warrior Final 2024: Zuera (ESP) 26/11 - 06/12/2024

Page 1 / 1

IAME Karting

Apex Timing GoRacing

## X30 MINI

### Qualifying Heat A-F Results

Document 62.1

Subject to scrutineering & sporting investigations

Rnk	No.	Competitor	Driver	D. Nat	Equipment	Laps	Gap	Interv.	Best lap	Penalty	Spd	Points
1	▲ <sup>10</sup> 502	FUSION MOTORSPORT	SAYER Jarlath		KR	6			1:11.834		102.9	0
2	▬ 513	SPIRIT-KARTING.CH	LONGHITANO Aurelio		PAROLIN	6	0.508	0.508	1:11.807		104.1	2
3	▼ <sup>2</sup> 507	FALCON RACING TEAM	GRANQUIST Ludwig		FALCON	6	0.718	0.210	1:11.963		101.7	3
4	▼ <sup>1</sup> 540	2N RACING	NUVOLINI Many		FK	6	1.318	0.600	1:12.119		102.0	4
5	▲ <sup>4</sup> 586	BIREL ART RACING	MORALES Nuvola		BIREL ART RACING	6	1.322	0.004	1:12.145		103.7	5
6	▬ 539	FUSION MOTORSPORT	COBY Christian		KR	6	1.397	0.075	1:11.826		104.3	6
7	▼ <sup>2</sup> 520	RAM RACING	FERGUSON Daniel		ALONSO KART	6	1.443	0.046	1:11.836		103.6	7
8	▲ <sup>6</sup> 518	XCEL MOTORSPORT	HOUSE George		ENERGY CORSE	6	2.396	0.953	1:11.815		103.3	8
9	▲ <sup>8</sup> 608	EUROKARTING	POINT Alexandre		REDSPEED	6	2.926	0.530	1:12.129		102.6	9
10	▼ <sup>2</sup> 542	FUSION MOTORSPORT	CACHAFEIRO Tony		KR	6	3.961	1.035	1:11.888		104.4	10
11	▲ <sup>4</sup> 563	MDC RACING	GREILING Bruno		KR	6	4.378	0.417	1:12.233		103.2	11
12	▲ <sup>1</sup> 553	KRS KIDS RACING SCHOOL	JIMENEZ GARCIA Adrian		ALONSO KART	6	4.389	0.011	1:12.437		103.5	12
13	▼ <sup>6</sup> 585	MONLAU MOTORSPORT	GONZALEZ ELLUL Ivan		ALONSO KART	6	4.567	0.178	1:12.217		103.9	13
14	▲ <sup>4</sup> 552	DEVELOPMENT MOTORSPORT DRIVER	CRUZ SÁNCHEZ Max		TBA	6	6.394	1.827	1:12.153		103.9	14
15	▲ <sup>1</sup> 568	FUSION MOTORSPORT	DAVIDSON Alfie		KR	6	6.440	0.046	1:12.152		103.7	15
16	▲ <sup>6</sup> 688	JAMIE GREEN RACING	LAWRENCE Ava		KART REPUBLIC	6	8.821	2.381	1:12.367		102.5	16
17	▼ <sup>5</sup> 528	BMR	SMITH Blair		KR	6	8.822	0.001	1:13.290		101.6	17
18	▼ <sup>8</sup> 601	EUROKARTING	CORNIL Milo		REDSPEED	6	8.861	0.039	1:12.432		103.3	18
19	▲ <sup>10</sup> 584	BMR	REILLY Alex		KART REPUBLIC	6	8.927	0.066	1:12.529		104.9	19
20	▼ <sup>1</sup> 570	VDK	PAVEL Luca Andrea		KR	6	9.349	0.422	1:12.546		103.5	20
21	▼ <sup>1</sup> 588	EKO	PELFRENE Téo		BIREL ART	6	9.381	0.032	1:12.928		103.4	21
22	▲ <sup>1</sup> 525	EDMUNDO BONNETT	PEREZ CABELLO Ruben		TBC	6	9.578	0.197	1:12.875		103.5	22
23	▲ <sup>7</sup> 544	2N RACING	NEKMOUCHE Neil		FORMULE K	6	9.620	0.042	1:12.869		102.7	23
24	▲ <sup>7</sup> 556	SPIRIT-KARTING.CH	ITEN Ben		PAROLIN	6	9.680	0.060	1:12.694		104.8	24
25	▬ 609	FALCON RACING TEAM	KARASSAS Simon		FALCON	6	9.962	0.282	1:12.724		103.9	25
26	▼ <sup>22</sup> 604	XCEL MOTORSPORT	STEWART Johnston		KR	6	10.134	0.172	1:12.673		103.9	26
27	▼ <sup>1</sup> 613	KRS KIDS RACING SCHOOL	KONOVALOV Artur		FA ALONSO KART	6	10.189	0.055	1:13.059		103.5	27
28	▼ <sup>1</sup> 537	C.D. KARTING CEUTI RACING	SEGURA Pablo		KR	6	10.346	0.157	1:13.106		104.1	28
29	▼ <sup>8</sup> 521	FUSION MOTORSPORT	MONTANARI Giuseppe		KR	6	10.510	0.164	1:12.665		102.6	29
30	▼ <sup>2</sup> 526	SPIRIT-RACING.CH	ZIARKO Stanislaw		PAROLIN	6	10.878	0.368	1:12.854		103.9	30
31	▼ <sup>7</sup> 554	LKM RACING	NOBS Mathis		OTK	0	6 Laps	6 Laps		+5.000		31

No.554 NOBS Mathis : 5 sec time penalty for incorrectly installed Front Fairing or incorrect position of front fairing. According to Stewards' Decision No.187.

Leaders : No.507 GRANQUIST Ludwig (1-2) / No.540 NUVOLINI Many (3-4) / No.502 SAYER Jarlath (5-6)

Start Time : 29/11 - 15:26:31

Best lap : No.513 LONGHITANO Aurelio 1:11.807 85.18 kph

Weather : Overcast Air : 14°C Track : Dry

Event Record : No.582 BRAGEOT Mattis 1:11.152 85.96 kph

Steward #1

Steward #2

Steward #3

IAME Warrior Final 2024: Zuera (ESP) 26/11 - 06/12/2024

Page 1 / 1

IAME Karting

Apex Timing GoRacing



DOCUMENT N° 187

## DÉCISION DES COMMISSAIRES SPORTIFS STEWARDS' DECISION

PÉNALITÉ INFLIGÉE AU CONCURRENT (NOM) : **LKM RACING**  
PENALTY INFLICTED UPON THE COMPETITOR (NAME):

NATIONALITÉ / NATIONALITY:

N°: **554**  
No.:

PILOTE : **NOBS Mathis**  
DRIVER :

Concerne la partie de la compétition: **X30 MINI - Qualifying Heat A-F**  
Concerns the part of the competition:

### ÉNONCÉ / STATEMENT:

**5 sec time penalty for incorrectly installed Front Fairing or incorrect position of front fairing**

### MOTIF / REASON:

The Stewards having received a report from the Scrutineers / Judges of fact, having examined this report, have considered the following matter, determine the following: \_ The Driver mentioned above had his Front Fairing in an incorrect position when the Chequered Flag was waved. \_ This fact is a violation against Art.2.3.3 of the 2024 CIK-FIA General Prescriptions. \_ The Stewards impose this penalty according to Art.2.3.3 of the 2024 General Prescriptions and Art.12.3 of the 2024 FIA International Sporting Code. The Competitor is reminded that, in accordance with Art.2.3.3 of the 2024 CIK-FIA General Prescriptions the above penalty is not susceptible to appeal.

**Décision annoncée**  
**Decision announced**

Date / Date: **29/11/2024**

Heure / Time: **15:43**

Nom / Name

Signature

Président du Collège / Chairman of the Panel:

**Kris LAMBRECHT (BEL)**

Membres du Collège / Members of the Panel:

**Manuel BERNABÉ (ESP)**

**Pere SAURA (ESP)**

### NOTIFICATION AU CONCURRENT CONCERNÉ / NOTIFICATION TO THE RELEVANT COMPETITOR

Je soussigné :

*I undersigned:* Nom personnel / personal name

Représentant du Concurrent : **LKM RACING**

*Representing the Competitor:* Nom du Concurrent / Competitor name

Certifie avoir reçu notification du document N° **187** des Commissaires Sportifs de la Compétition  
*Certify that I have been notified of document No.* **187** *by the Stewards of the Competition.*

Date :

Heure / Time:

Signature :

## X30 MINI

### Qualifying Heat A-F Lap Chart

For information purposes. No official / regulatory value

	1	2	3	4	5	6	7	8	9	10	11	12	13	14	15	16	17	18	19	20	21	22	23	24	25	26	27	28	29	30	31
Grid	507	513	540	604	520	539	585	542	586	601	502	528	553	518	563	568	608	552	570	588	521	688	525	554	609	613	537	526	584	544	556
Start	507	540	513	520	604	585	586	502	539	553	542	563	601	608	528	518	568	570	552	521	525	588	609	688	537	584	<del>554</del>	613	526	544	556
Lap 1 Interval	507	540	502	520	586	585	513	608	563	539	553	528	542	518	601	570	604	552	588	688	525	568	613	584	521	537	526	556	609	544	
		0.0	0.5	0.0	0.4	0.0	0.0	0.2	0.8	0.0	0.0	0.5	0.0	0.2	0.5	0.0	0.2	0.0	0.4	0.1	0.0	0.0	0.2	0.5	0.1	0.1	0.0	0.0	0.1	0.0	
Lap 2	507	540	502	520	513	586	585	608	539	563	553	542	518	528	601	552	604	568	588	688	525	613	570	584	537	556	544	609	526	521	
		0.0	0.2	0.0	0.5	0.2	0.0	0.2	1.2	0.1	0.2	0.1	0.1	0.7	1.2	0.0	0.0	0.1	0.2	0.0	0.2	0.2	0.1	0.0	0.3	0.1	0.5	0.5	0.1	0.8	
Lap 3	540	502	586	520	513	507	608	585	539	563	542	518	553	528	601	552	568	604	688	588	525	570	556	613	537	544	584	609	526	521	
		0.3	0.2	0.6	0.0	0.2	0.3	0.1	0.0	0.2	0.1	0.2	0.8	1.2	0.7	0.0	0.0	0.6	0.0	0.1	0.0	0.3	0.4	0.0	0.2	0.0	0.0	0.4	0.0	0.9	
Lap 4	540	502	586	513	507	539	520	585	608	542	518	563	553	528	568	552	688	601	588	604	570	525	584	544	613	609	537	556	526	521	
		0.0	0.6	0.2	0.6	0.8	0.0	0.5	0.0	0.3	0.1	0.1	0.0	2.1	0.8	0.0	0.2	0.0	0.4	0.5	0.0	0.0	0.4	0.5	0.1	0.0	0.0	0.2	0.0	0.0	
Lap 5	502	540	513	586	507	539	520	608	518	585	553	542	563	568	552	688	528	601	588	570	604	584	525	544	609	556	613	537	526	521	
		0.0	0.5	0.1	0.3	0.6	0.0	1.0	0.0	0.7	0.0	0.0	0.1	2.5	0.0	0.4	0.0	0.0	0.9	0.1	0.0	0.0	0.2	0.5	0.4	0.0	0.0	0.2	0.4	0.0	
Lap 6	502	513	507	540	586	539	520	518	608	542	563	553	585	552	568	688	528	601	584	570	588	525	544	556	609	604	613	537	521	526	
		0.5	0.2	0.6	0.0	0.0	0.0	0.9	0.5	1.0	0.4	0.0	0.1	1.8	0.0	2.3	0.0	0.0	0.0	0.4	0.0	0.1	0.0	0.0	0.2	0.1	0.0	0.1	0.1	0.3	

Timekeeper

Race Director

IAME Warrior Final 2024: Zuera (ESP) 26/11 - 06/12/2024

IAME Karting

Apex Timing GoRacing 



## X30 MINI

### Qualifying Heat A-F Analysis

For information purposes. No official / regulatory value

Laps	Sector 1	Sector 2	Sector 3	Lap Time	Spd
<b>No.502 SAYER Jarlath</b>					
1	24.565	25.576	23.470	1:13.611	102
2	23.067	25.345	23.422	1:11.834	102
3	23.693	25.599	23.419	1:12.711	101
4	23.163	25.359	23.378	1:11.900	102
5	23.209	25.432	23.651	1:12.292	98
6	23.746	25.997	23.684	1:13.427	98

Laps	Sector 1	Sector 2	Sector 3	Lap Time	Spd
<b>No.507 GRANQUIST Ludwig</b>					
1	23.800	25.745	23.742	1:13.287	100
2	23.264	25.462	23.434	1:12.160	101
3	24.239	26.516	23.406	1:14.161	101
4	23.532	25.287	23.487	1:12.306	100
5	23.290	25.311	23.362	1:11.963	101
6	23.031	25.881	24.010	1:12.922	100

Laps	Sector 1	Sector 2	Sector 3	Lap Time	Spd
<b>No.513 LONGHITANO Aurelio</b>					
1	25.233	25.796	23.389	1:14.418	104
2	23.104	25.332	23.371	1:11.807	101
3	23.564	26.012	23.484	1:13.060	99
4	23.301	25.284	23.305	1:11.890	102
5	23.311	25.422	23.353	1:12.086	101
6	23.247	26.087	23.908	1:13.242	100

Laps	Sector 1	Sector 2	Sector 3	Lap Time	Spd
<b>No.518 HOUSE George</b>					
1	24.934	27.308	23.565	1:15.807	101
2	23.334	25.468	23.450	1:12.252	102
3	23.310	25.285	23.354	1:11.949	103
4	23.175	26.567	23.438	1:13.180	102
5	22.974	25.419	23.422	1:11.815	100
6	23.704	25.503	23.489	1:12.696	100

Laps	Sector 1	Sector 2	Sector 3	Lap Time	Spd
<b>No.520 FERGUSON Daniel</b>					
1	24.508	25.684	23.660	1:13.852	102
2	23.181	25.367	23.288	1:11.836	103
3	23.841	26.317	23.387	1:13.545	100
4	24.168	25.775	23.509	1:13.452	103
5	23.123	25.354	23.366	1:11.843	103
6	23.041	25.483	24.349	1:12.873	98

Laps	Sector 1	Sector 2	Sector 3	Lap Time	Spd
<b>No.521 MONTANARI Giuseppe</b>					
1	25.275	28.157	24.577	1:18.009	102
2	23.653	27.980	23.987	1:15.620	100
3	23.550	25.797	23.663	1:13.010	100
4	23.463	25.585	23.617	1:12.665	103

Laps	Sector 1	Sector 2	Sector 3	Lap Time	Spd
5	23.874	25.790	23.526	1:13.190	99
6	23.441	25.524	24.135	1:13.100	101

Laps	Sector 1	Sector 2	Sector 3	Lap Time	Spd
<b>No.525 PEREZ CABELLO Ruben</b>					
1	25.300	27.804	23.907	1:17.011	103
2	24.158	25.844	23.614	1:13.616	98
3	23.683	25.776	23.643	1:13.102	103
4	23.772	26.648	23.510	1:13.930	104
5	23.425	25.652	23.798	1:12.875	102
6	23.508	26.233	24.333	1:14.074	99

Laps	Sector 1	Sector 2	Sector 3	Lap Time	Spd
<b>No.526 ZIARKO Stanislaw</b>					
1	26.787	26.470	24.431	1:17.688	103
2	23.732	27.110	23.771	1:14.613	101
3	23.559	25.689	23.606	1:12.854	102
4	23.519	26.125	23.942	1:13.586	103
5	23.850	25.715	23.658	1:13.223	100
6	23.217	25.619	24.659	1:13.495	100

Laps	Sector 1	Sector 2	Sector 3	Lap Time	Spd
<b>No.528 SMITH Blair</b>					
1	24.909	26.785	23.880	1:15.574	101
2	23.737	25.757	23.848	1:13.342	98
3	23.605	25.853	23.832	1:13.290	98
4	23.650	25.855	23.961	1:13.466	97
5	23.747	25.995	23.829	1:13.571	101
6	24.231	26.614	24.098	1:14.943	96

Laps	Sector 1	Sector 2	Sector 3	Lap Time	Spd
<b>No.537 SEGURA Pablo</b>					
1	26.508	26.876	24.483	1:17.867	102
2	23.589	26.251	23.543	1:13.383	100
3	23.758	25.829	23.858	1:13.445	99
4	23.983	26.218	23.804	1:14.005	104
5	23.734	25.571	23.801	1:13.106	100
6	23.333	25.815	24.215	1:13.363	100

Laps	Sector 1	Sector 2	Sector 3	Lap Time	Spd
<b>No.539 COBY Christian</b>					
1	25.204	26.391	23.765	1:15.360	102
2	23.196	25.629	23.552	1:12.377	100
3	23.313	25.523	23.226	1:12.062	104
4	23.506	25.579	23.540	1:12.625	102
5	23.040	25.360	23.426	1:11.826	101
6	23.033	25.484	24.386	1:12.903	99

Laps	Sector 1	Sector 2	Sector 3	Lap Time	Spd
<b>No.540 NUVOLINI Many</b>					
1	24.321	25.539	23.425	1:13.285	100
2	23.276	25.458	23.425	1:12.159	101

Laps	Sector 1	Sector 2	Sector 3	Lap Time	Spd
3	23.577	25.534	23.549	1:12.660	99
4	23.375	25.287	23.457	1:12.119	99
5	23.365	25.452	23.655	1:12.472	97
6	23.740	26.429	24.477	1:14.646	99


Laps	Sector 1	Sector 2	Sector 3	Lap Time	Spd
<b>No.542 CACHAFEIRO Tony</b>					
1	25.540	26.534	23.856	1:15.930	101
2	23.365	25.515	23.409	1:12.289	102
3	23.231	25.384	23.273	1:11.888	104
4	23.328	26.559	23.360	1:13.247	102
5	23.045	25.644	24.253	1:12.942	100
6	23.947	25.850	23.529	1:13.326	101

Laps	Sector 1	Sector 2	Sector 3	Lap Time	Spd
<b>No.544 NEKMOUCHE Neil</b>					
1	27.468	26.355	24.079	1:17.902	102
2	23.600	26.319	23.724	1:13.643	100
3	23.650	25.500	23.719	1:12.869	99
4	23.619	25.885	23.708	1:13.212	100
5	23.664	25.626	23.624	1:12.914	100
6	23.565	25.899	24.099	1:13.563	100

Laps	Sector 1	Sector 2	Sector 3	Lap Time	Spd
<b>No.552 CRUZ SÁNCHEZ Max</b>					
1	25.492	27.365	23.622	1:16.479	101
2	23.816	25.928	23.758	1:13.502	101
3	23.801	25.550	23.478	1:12.829	103
4	24.183	25.932	23.405	1:13.520	103
5	23.118	25.501	23.534	1:12.153	103
6	23.148	25.849	24.050	1:13.047	97

Laps	Sector 1	Sector 2	Sector 3	Lap Time	Spd
<b>No.553 JIMENEZ GARCIA Adrian</b>					
1	24.765	26.669	23.961	1:15.395	97
2	23.421	25.494	23.775	1:12.690	100
3	23.771	25.581	23.851	1:13.203	98
4	23.485	25.634	23.448	1:12.567	103
5	23.112	25.431	23.894	1:12.437	100
6	23.772	26.275	23.764	1:13.811	96

Laps	Sector 1	Sector 2	Sector 3	Lap Time	Spd
<b>No.556 ITEN Ben</b>					
1	26.460	26.497	24.400	1:17.357	103
2	23.559	26.346	23.486	1:13.391	103
3	23.514	25.858	23.602	1:12.974	102
4	23.144	27.679	23.584	1:14.407	104
5	23.931	25.406	23.357	1:12.694	104
6	23.254	25.706	24.092	1:13.052	102

Timekeeper  Race Director 





## X30 MINI

### Qualifying Heat A-F Analysis

For information purposes. No official / regulatory value

Laps	Sector 1	Sector 2	Sector 3	Lap Time	Spd
<b>No.563 GREILING Bruno</b>					
1	24.994	26.584	23.615	1:15.193	102
2	23.125	25.691	23.737	1:12.553	101
3	23.276	25.612	23.345	1:12.233	102
4	23.424	26.488	23.843	1:13.755	103
5	23.047	25.467	24.157	1:12.671	100
6	23.891	25.906	23.830	1:13.627	95

Laps	Sector 1	Sector 2	Sector 3	Lap Time	Spd
<b>No.568 DAVIDSON Alfie</b>					
1	25.723	27.690	23.870	1:17.283	103
2	23.788	25.729	23.483	1:13.000	101
3	23.684	25.559	23.454	1:12.697	103
4	24.241	25.712	23.444	1:13.397	103
5	23.032	25.554	23.566	1:12.152	102
6	23.127	25.967	24.059	1:13.153	98

Laps	Sector 1	Sector 2	Sector 3	Lap Time	Spd
<b>No.570 PAVEL Luca Andrea</b>					
1	25.407	27.099	23.749	1:16.255	98
2	25.429	26.033	23.482	1:14.944	103
3	23.560	25.890	23.598	1:13.048	101
4	23.518	26.412	23.535	1:13.465	102
5	23.217	25.747	23.582	1:12.546	101
6	23.565	26.332	24.366	1:14.263	99

Laps	Sector 1	Sector 2	Sector 3	Lap Time	Spd
<b>No.584 REILLY Alex</b>					
1	26.387	26.803	24.346	1:17.536	101
2	23.485	26.386	23.431	1:13.302	103
3	23.573	26.316	24.019	1:13.908	99
4	23.475	25.824	23.397	1:12.696	104
5	23.481	25.615	23.433	1:12.529	104
6	23.748	26.092	23.865	1:13.705	100

Laps	Sector 1	Sector 2	Sector 3	Lap Time	Spd
<b>No.585 GONZALEZ ELLUL Ivan</b>					
1	25.048	25.803	23.403	1:14.254	103
2	23.440	25.426	23.351	1:12.217	103
3	23.353	26.521	23.541	1:13.415	103
4	23.666	26.045	23.560	1:13.271	100
5	23.061	25.880	24.276	1:13.217	97
6	23.796	26.430	23.862	1:14.088	98

Laps	Sector 1	Sector 2	Sector 3	Lap Time	Spd
<b>No.586 MORALES Nuvola</b>					
1	24.905	25.754	23.479	1:14.138	103
2	23.316	25.536	23.364	1:12.216	103
3	23.187	25.392	23.566	1:12.145	100
4	23.259	25.440	23.598	1:12.297	99

Laps	Sector 1	Sector 2	Sector 3	Lap Time	Spd
5	23.451	25.389	23.657	1:12.497	100
6	23.228	26.274	24.364	1:13.866	95

Laps	Sector 1	Sector 2	Sector 3	Lap Time	Spd
<b>No.588 PELFRENE Téo</b>					
1	25.413	27.455	23.952	1:16.820	99
2	23.719	25.899	23.886	1:13.504	99
3	23.862	25.772	23.679	1:13.313	103
4	23.684	25.927	23.708	1:13.319	100
5	23.469	25.642	23.817	1:12.928	98
6	23.844	26.420	24.230	1:14.494	100



Laps	Sector 1	Sector 2	Sector 3	Lap Time	Spd
<b>No.601 CORNIL Milo</b>					
1	25.031	27.411	24.177	1:16.619	98
2	24.001	25.979	23.786	1:13.766	101
3	23.447	25.717	23.650	1:12.814	100
4	24.442	25.986	23.489	1:13.917	103
5	23.237	25.525	23.670	1:12.432	100
6	24.319	26.631	23.964	1:14.914	98

Laps	Sector 1	Sector 2	Sector 3	Lap Time	Spd
<b>No.604 STEWART Johnston</b>					
1	26.098	27.091	24.081	1:17.270	99
2	23.956	25.941	23.670	1:13.567	102
3	24.004	25.818	23.657	1:13.479	102
4	23.954	26.522	23.622	1:14.098	102
5	23.141	25.975	23.557	1:12.673	103
6	23.909	26.384	24.689	1:14.982	101

Laps	Sector 1	Sector 2	Sector 3	Lap Time	Spd
<b>No.608 POINT Alexandre</b>					
1	24.801	25.990	23.456	1:14.247	102
2	23.280	25.446	23.403	1:12.129	102
3	23.286	26.255	23.520	1:13.061	102
4	23.616	26.313	23.568	1:13.497	103
5	23.075	25.633	23.581	1:12.289	102
6	23.857	25.811	23.630	1:13.298	100

Laps	Sector 1	Sector 2	Sector 3	Lap Time	Spd
<b>No.609 KARASSAS Simon</b>					
1	25.465	28.392	24.465	1:18.322	102
2	23.880	26.425	23.910	1:14.215	99
3	23.550	25.594	23.759	1:12.903	99
4	23.709	25.993	23.641	1:13.343	103
5	23.532	25.486	23.706	1:12.724	100
6	23.498	25.963	23.956	1:13.417	100

Laps	Sector 1	Sector 2	Sector 3	Lap Time	Spd
<b>No.613 KONOVALOV Artur</b>					
1	25.674	27.190	24.035	1:16.899	101
2	23.750	26.262	23.613	1:13.625	98

Timekeeper  Race Director 

31 <sup>th</sup>	<b>556</b> ITEN Ben PAROLIN		<b>16</b>			
29 <sup>th</sup>	<b>584</b> REILLY Alex KART REPUBLIC		<b>15</b>	<b>544</b> NEKMOUCHE Neil FORMULE K		30 <sup>th</sup>
27 <sup>th</sup>	<b>537</b> SEGURA Pablo KR		<b>14</b>	<b>526</b> ZIARKO Stanislaw PAROLIN		28 <sup>th</sup>
25 <sup>th</sup>	<b>609</b> KARASSAS Simon FALCON		<b>13</b>	<b>613</b> KONOVALOV Artur FA ALONSO KART		26 <sup>th</sup>
23 <sup>th</sup>	<b>525</b> PEREZ CABELLO Ruben TBC		<b>12</b>	<b>554</b> NOBS Mathis OTK		24 <sup>th</sup>
21 <sup>th</sup>	<b>521</b> MONTANARI Giuseppe KR		<b>11</b>	<b>688</b> LAWRENCE Ava KART REPUBLIC		22 <sup>th</sup>
19 <sup>th</sup>	<b>570</b> PAVEL Luca Andrea KR		<b>10</b>	<b>588</b> PELFRENE Téo BIREL ART		20 <sup>th</sup>
17 <sup>th</sup>	<b>608</b> POINT Alexandre REDSPEED		<b>9</b>	<b>552</b> CRUZ SÁNCHEZ Max TBA		18 <sup>th</sup>
15 <sup>th</sup>	<b>563</b> GREILING Bruno KR		<b>8</b>	<b>568</b> DAVIDSON Alfie KR		16 <sup>th</sup>
13 <sup>th</sup>	<b>553</b> JIMENEZ GARCIA Adrian ALONSO KART		<b>7</b>	<b>518</b> HOUSE George ENERGY CORSE		14 <sup>th</sup>
11 <sup>th</sup>	<b>502</b> SAYER Jarlath KR		<b>6</b>	<b>528</b> SMITH Blair KR		12 <sup>th</sup>
9 <sup>th</sup>	<b>586</b> MORALES Nuvola BIREL ART RACING		<b>5</b>	<b>601</b> CORNIL Milo REDSPEED		10 <sup>th</sup>
7 <sup>th</sup>	<b>585</b> GONZALEZ ELLUL Ivan ALONSO KART		<b>4</b>	<b>542</b> CACHAFEIRO Tony KR		8 <sup>th</sup>
5 <sup>th</sup>	<b>520</b> FERGUSON Daniel ALONSO KART		<b>3</b>	<b>539</b> COBY Christian KR		6 <sup>th</sup>
3 <sup>rd</sup>	<b>540</b> NUVOLINI Many FK		<b>2</b>	<b>604</b> STEWART Johnston KR		4 <sup>th</sup>
1 <sup>st</sup>	<b>507</b> GRANQUIST Ludwig FALCON		<b>1</b>	<b>513</b> LONGHITANO Aurelio PAROLIN		2 <sup>nd</sup>

POLE POSITION



Start : 29/11 - 13:50 6 Laps = 10.194 km

Steward #1

Steward #2

Steward #3

IAME Warrior Final 2024: Zuera (ESP) 26/11 - 06/12/2024

Page 1 / 1

IAME Karting

Apex Timing GoRacing

Rnk	No.	Competitor	Driver	D. Nat	Equipment	Laps	Gap	Interv.	Best lap	Penalty	Spd	Points
1	▲2	590 TEPZ RACING TEAM	BABICEK Zdenek		MS KART	6			1:11.688		102.6	0
2	▲3	567 VDK	VENANT Antoine Sylva		KR	6	0.094	0.094	1:11.805		102.6	2
3	▼2	594 JAMIE GREEN RACING	PATTISON Colbe		KR	6	0.123	0.029	1:11.739		102.5	3
4	▼2	582 SPIRIT-KARTING.CH	BRAGEOT Mattis		PAROLIN	6	0.610	0.487	1:11.364		104.6	4
5	▲1	538 MONLAU MOTORSPORT	PERELLÓ Álvaro		ALONSO KART	6	0.617	0.007	1:11.584		104.1	5
6	▲1	557 MONLAU MOTORSPORT	CORREIA Kiko		ALONSO KART	6	0.689	0.072	1:11.587		104.5	6
7	▲2	536 2N RACING	MOULIN Nino		FORMULA K	6	0.772	0.083	1:11.846		104.6	7
8	▲7	589 OMS RACING	CLARKE George		KR	6	0.919	0.147	1:11.688		103.7	8
9	▲2	549 RUBEN SIMON	VAELLO Eydan		PAROLIN	6	1.963	1.044	1:12.278		103.7	9
10	▲11	574 XCEL	PERICO Niccolo		ENERGY CORSE	6	4.075	2.112	1:11.899		102.9	10
11	▼1	527 FUSION MOTORSPORT	MUSK Harley		KR	6	4.545	0.470	1:11.891		104.2	11
12	▼8	591 PB KART	DOILLON Lucas		KR	6	4.715	0.170	1:12.613		102.6	12
13	▼1	598 FALCON RACING TEAM	MCCLOUGHRY Ben		FALCON	6	5.084	0.369	1:12.006		104.4	13
14	▼6	519 EGP RACING TEAM	BECU Milan		PAROLIN	6	5.097	0.013	1:12.477		104.3	14
15	▲1	560 FUSION MOTORSPORT	PERUZZI Achilleas		KR	6	6.364	1.267	1:12.476		104.1	15
16	▲7	512 ZANCHI MOTORSPORT	LAZARUS Alexander Parakram		ENERGY	6	6.470	0.106	1:12.319		104.0	16
17	▲8	546 DMS	BLAIR Charlie		KR	6	7.955	1.485	1:12.894		102.9	17
18	▲13	573 MDC RACING	ELGAHOUDI Nahyl		KR	6	8.204	0.249	1:12.529		103.9	18
19	▼6	543 SPIRIT RACING	CAMPOS GARCIA Alejandro		PAROLIN	6	8.484	0.280	1:12.534		102.9	19
20	▼2	517 FALCON RACING TEAM	ENGAN AASEN Markus		FALCON	6	9.005	0.521	1:12.711		102.9	20
21	▲8	547 NCM	CAREY Ian		KR	6	9.137	0.132	1:12.543		103.8	21
22	≡	564 EUROKARTING	LUIS Paternotte		LN	6	9.445	0.308	1:12.834		100.6	22
23	▲5	531 KALI KART	ORELLANA Anaís		KALI KART	6	9.896	0.451	1:12.867		103.2	23
24	▼10	558 SPIRIT-KARTING.CH	BUHOFER SUNDRANI Aaron		PAROLIN	6	11.302	1.406	1:12.493	+5.000	104.1	24
25	▲5	524 JAMIE GREEN RACING	ILYAS Sami		KR	6	13.265	1.963	1:12.261	+5.000	101.6	25
26	▼9	595 DRM RACING TEAM	KWONG Mason Alexander		FALCON	6	13.332	0.067	1:12.595	+5.000	102.9	26
27	▼3	596 ESCOLA DE KART DO OESTE	MORGADO Guilherme		BIRELART	6	13.526	0.194	1:13.735		100.0	27
28	▼2	566 MDC RACING	DE CORDOVA Emilio		KR	6	13.703	0.177	1:13.522		101.4	28
29	▲3	533 SK SERVICE	NORDVANG Jenny Kvakkestad		KR	6	16.236	2.533	1:14.014		99.9	29
30	▼10	569 GÃ'CO RACING	LØFSHUS Lucas Emiil		SODI	6	17.187	0.951	1:13.269	+5.000	101.8	30
31	▼4	530 GGM	IBBOTSON Zachary		KR	6	32.591	15.404	1:13.255	+5.000	101.9	31
32	▼13	523 KEITH DEMPSEY	DEMPSEY Danny		KR	0	6 Laps	6 Laps				32

No.558 BUHOFER SUNDRANI Aaron : 5 sec time penalty for incorrectly installed Front Fairing or incorrect position of front fairing. According to Stewards' Decision No.183-558.

No.524 ILYAS Sami : 5 sec time penalty for incorrectly installed Front Fairing or incorrect position of front fairing. According to Stewards' Decision No.183-524.

No.595 KWONG Mason Alexander : 5 sec time penalty for incorrectly installed Front Fairing or incorrect position of front fairing. According to Stewards' Decision No.183-595.

No.569 LØFSHUS Lucas Emiil : 5 sec time penalty for causing an incident (art. 2.24 CIK General Prescriptions). According to Stewards' Decision No.186.

No.530 IBBOTSON Zachary : 5 sec time penalty for incorrectly installed Front Fairing or incorrect position of front fairing. According to Stewards' Decision No.183-530.

Leaders : No.590 BABICEK Zdenek (1-1) / No.567 VENANT Antoine Sylva (2-2) / No.590 BABICEK Zdenek (3-3) / No.594 PATTISON Colbe (4-4) / No.590 BABICEK Zdenek (5-6)

Start Time : 29/11 - 15:14:10

Best lap : No.582 BRAGEOT Mattis 1:11.364 85.71 kph

Weather : Overcast Air : 14°C Track : Dry

Event Record : No.582 BRAGEOT Mattis 1:11.152 85.96 kph

Steward #1

Steward #2

Steward #3

IAME Warrior Final 2024: Zuera (ESP) 26/11 - 06/12/2024

Page 1 / 1

IAME Karting

Apex Timing GoRacing

DOCUMENT N° 186

## DÉCISION DES COMMISSAIRES SPORTIFS STEWARDS' DECISION

PÉNALITÉ INFLIGÉE AU CONCURRENT (NOM) : **GÀ`CO RACING**  
PENALTY INFLICTED UPON THE COMPETITOR (NAME):

NATIONALITÉ / NATIONALITY:

N°: **569**  
No.:

PILOTE : **LØFSHUS Lucas Emiil**  
DRIVER :

Concerne la partie de la compétition **X30 MINI - Qualifying Heat D-E**  
Concerns the part of the competition :

### ÉNONCÉ / STATEMENT:

**5 sec time penalty in the above mentioned session**

### MOTIF / REASON:

The Stewards having received a report from the Judge of Facts (Doc n° 163), having examined this report, have considered the following matter, determine the following: \_The above-mentioned Driver caused a collision with kart no. 530 during Lap 4 at MP 3. \_This fact is a violation against the Art. 3.6.2. e of the 2024 FIA International Sporting Code of Driving Conduct. \_The Stewards impose this penalty according to Art. 3.6.2.e of the 2024 International Sporting Code of Driving Conduct and Art. 2.24 of the 2024 CIK-FIA General Prescriptions and Art.12.4 of the 2024 FIA International Sporting Code. The Competitor is reminded that, in accordance with Art. 28.4 of the 2024 Championship Sporting Regulations the above penalty is not susceptible to appeal.

**Décision annoncée**  
**Decision announced**

Date / Date: **29/11/2024**

Heure / Time: **15:42**

Nom / Name

Signature

Président du Collège / *Chairman of the Panel:*

**Kris LAMBRECHT (BEL)**



Membres du Collège / *Members of the Panel:*

**Manuel BERNABÉ (ESP)**



**Pere SAURA (ESP)**



### NOTIFICATION AU CONCURRENT CONCERNÉ / NOTIFICATION TO THE RELEVANT COMPETITOR

Je soussigné :

*I undersigned:* Nom personnel / *personal name*

Représentant du Concurrent : **GÀ`CO RACING**

*Representing the Competitor:* Nom du Concurrent / *Competitor name*

Certifie avoir reçu notification du document N° **186** des Commissaires Sportifs de la Compétition  
*Certify that I have been notified of document No.* **186** *by the Stewards of the Competition.*

Date :

Heure / Time:

Signature :

## X30 MINI

### Qualifying Heat D-E Lap Chart

For information purposes. No official / regulatory value

	1	2	3	4	5	6	7	8	9	10	11	12	13	14	15	16	17	18	19	20	21	22	23	24	25	26	27	28	29	30	31	32
Grid	594	582	590	591	567	538	557	519	536	527	549	598	543	558	589	560	595	517	523	569	574	564	512	596	546	566	530	531	547	524	573	533
Start	594	590	582	567	591	557	538	536	519	549	527	589	598	558	595	574	560	512	517	546	569	564	596	531	543	530	573	524	566	533	547	<del>533</del>
Lap 1 Interval	590	567	594	538	557	536	591	549	589	519	582	512	527	598	546	574	558	560	595	517	564	531	596	573	543	524	569	530	566	547	533	
	0.0	0.1	0.3	0.1	0.0	0.5	0.1	0.0	0.4	0.0	0.5	0.2	0.3	0.0	0.2	0.1	0.2	0.3	0.1	0.4	0.3	0.2	0.1	0.1	0.2	0.4	0.0	0.2	0.0	0.3		
Lap 2	567	590	594	557	538	536	589	549	582	591	519	527	574	598	558	512	560	546	517	595	564	531	573	543	524	530	596	547	569	566	533	
	0.0	0.0	0.3	0.0	0.2	0.8	0.0	0.0	0.7	0.1	1.0	0.0	0.1	0.5	0.2	0.0	0.2	0.2	0.0	0.6	0.1	0.5	0.0	0.2	0.9	0.0	0.0	0.5	0.8	0.2		
Lap 3	590	567	594	557	538	536	589	582	549	591	519	574	598	527	558	560	517	595	546	512	564	573	531	543	524	547	596	530	569	566	533	
	0.0	0.0	0.2	0.0	0.5	0.6	0.0	0.8	0.8	0.8	0.0	0.4	0.5	0.0	0.8	0.1	0.7	0.0	0.1	0.2	0.6	0.0	0.0	0.1	0.3	1.0	1.1	0.1	0.0	0.9	0.6	
Lap 4	594	590	567	538	536	557	582	589	549	519	574	591	527	598	558	560	595	517	512	546	573	543	564	524	531	547	569	596	566	533	530	
	0.1	0.0	0.1	0.4	0.1	0.0	0.4	1.4	0.9	0.1	0.1	0.1	0.0	1.3	0.1	0.9	0.0	0.0	0.3	0.7	0.1	0.5	0.6	0.0	0.0	2.3	0.3	0.7	0.9	12.3		
Lap 5	590	567	594	538	582	557	536	589	549	574	519	591	527	598	558	560	512	517	546	595	573	543	564	524	547	531	569	596	566	533	530	
	0.0	0.0	0.1	0.0	0.1	0.0	0.2	2.3	1.0	0.1	0.0	0.0	0.2	1.8	0.0	0.7	0.3	0.0	0.0	0.2	0.1	0.8	0.0	1.2	0.3	1.9	0.8	0.5	1.5	12.2		
Lap 6	590	567	594	582	538	557	536	589	549	574	527	591	598	519	558	560	512	546	573	524	595	543	517	547	564	531	569	596	566	533	530	
	0.0	0.0	0.4	0.0	0.0	0.0	0.1	1.0	2.1	0.4	0.1	0.3	0.0	1.2	0.0	0.1	1.4	0.2	0.0	0.0	0.1	0.5	0.1	0.3	0.4	2.2	1.3	0.1	2.5	11.3		

Timekeeper

Race Director

IAME Warrior Final 2024: Zuera (ESP) 26/11 - 06/12/2024

Page 1 / 1

IAME Karting

Apex Timing GoRacing 





## X30 MINI

### Qualifying Heat D-E Analysis

For information purposes. No official / regulatory value

Laps	Sector 1	Sector 2	Sector 3	Lap Time	Spd
<b>No.512 LAZARUS Alexander Parakram</b>					
1	25.563	25.865	23.604	1:15.032	100
2	23.826	26.388	23.840	1:14.054	103
3	23.605	26.615	23.591	1:13.811	101
4	23.231	25.439	23.649	1:12.319	102
5	23.366	25.881	23.689	1:12.936	100
6	23.499	25.692	23.710	1:12.901	100

Laps	Sector 1	Sector 2	Sector 3	Lap Time	Spd
<b>No.517 ENGAN AASEN Markus</b>					
1	26.545	26.495	23.583	1:16.623	101
2	23.521	25.573	23.744	1:12.838	102
3	23.248	26.019	23.507	1:12.774	101
4	23.195	25.655	23.861	1:12.711	101
5	23.334	26.173	23.827	1:13.334	100
6	25.538	25.887	23.708	1:15.133	100

Laps	Sector 1	Sector 2	Sector 3	Lap Time	Spd
<b>No.519 BECU Milan</b>					
1	25.436	25.859	23.489	1:14.784	104
2	23.383	25.640	23.615	1:12.638	102
3	23.463	25.588	23.508	1:12.559	102
4	23.282	25.540	23.655	1:12.477	98
5	23.879	25.569	23.518	1:12.966	102
6	24.104	26.682	23.864	1:14.650	96

Laps	Sector 1	Sector 2	Sector 3	Lap Time	Spd
<b>No.524 ILYAS Sami</b>					
1	23.771	27.026	24.093	1:14.890	101
2	23.646	25.542	23.664	1:12.852	100
3	23.660	25.675	23.454	1:12.789	100
4	23.271	25.841	24.343	1:13.455	100
5	23.215	25.518	23.528	1:12.261	97
6	23.647	25.497	23.847	1:12.991	100

Laps	Sector 1	Sector 2	Sector 3	Lap Time	Spd
<b>No.527 MUSK Harley</b>					
1	25.978	26.000	23.652	1:15.630	100
2	23.466	25.709	23.647	1:12.822	102
3	23.314	25.723	23.482	1:12.519	103
4	23.099	25.392	23.400	1:11.891	104
5	23.565	25.725	23.326	1:12.616	103
6	24.237	25.904	23.836	1:13.977	99

Laps	Sector 1	Sector 2	Sector 3	Lap Time	Spd
<b>No.530 IBBOTSON Zachary</b>					
1	26.549	27.758	24.060	1:18.367	101
2	23.734	25.807	23.714	1:13.255	100
3	24.104	26.332	23.713	1:14.149	101
4	37.210	26.814	24.073	1:28.097	96

Laps	Sector 1	Sector 2	Sector 3	Lap Time	Spd
5	24.002	25.935	23.957	1:13.894	95
6	23.904	25.892	23.909	1:13.705	96

Laps	Sector 1	Sector 2	Sector 3	Lap Time	Spd
<b>No.531 ORELLANA Anaís</b>					
1	26.290	27.025	23.758	1:17.073	100
2	23.524	25.669	23.674	1:12.867	100
3	23.797	25.722	23.644	1:13.163	103
4	23.574	26.355	24.070	1:13.999	101
5	23.778	25.858	24.151	1:13.787	99
6	23.657	25.668	23.713	1:13.038	99

Laps	Sector 1	Sector 2	Sector 3	Lap Time	Spd
<b>No.533 NORDVANG Jenny Kvakkestad</b>					
1	24.129	27.094	24.439	1:15.662	99
2	23.830	26.397	24.027	1:14.254	99
3	23.760	26.226	24.203	1:14.189	98
4	23.799	26.130	24.085	1:14.014	97
5	23.797	26.069	24.206	1:14.072	96
6	23.879	26.181	24.493	1:14.553	96

Laps	Sector 1	Sector 2	Sector 3	Lap Time	Spd
<b>No.536 MOULIN Nino</b>					
1	24.492	25.703	23.403	1:13.598	101
2	23.434	25.367	23.297	1:12.098	102
3	23.165	25.326	23.355	1:11.846	101
4	23.175	25.325	23.406	1:11.906	101
5	23.322	25.570	23.300	1:12.192	104
6	24.092	26.453	23.586	1:14.131	101

Laps	Sector 1	Sector 2	Sector 3	Lap Time	Spd
<b>No.538 PERELLÓ Álvaro</b>					
1	24.301	25.663	23.459	1:13.423	101
2	23.432	25.344	23.272	1:12.048	104
3	23.064	25.274	23.246	1:11.584	104
4	23.257	25.525	23.200	1:11.982	103
5	23.346	25.543	23.468	1:12.357	103
6	24.121	26.253	23.892	1:14.266	98

Laps	Sector 1	Sector 2	Sector 3	Lap Time	Spd
<b>No.543 CAMPOS GARCIA Alejandro</b>					
1	26.468	27.469	23.678	1:17.615	102
2	23.406	25.549	23.836	1:12.791	98
3	23.848	25.388	23.483	1:12.719	103
4	23.358	25.486	23.834	1:12.678	102
5	23.423	25.555	23.556	1:12.534	102
6	24.142	25.745	24.196	1:14.083	101

Laps	Sector 1	Sector 2	Sector 3	Lap Time	Spd
<b>No.546 BLAIR Charlie</b>					
1	25.676	25.995	23.717	1:15.388	102
2	23.926	25.895	23.878	1:13.699	101

Laps	Sector 1	Sector 2	Sector 3	Lap Time	Spd
3	23.885	25.729	23.651	1:13.265	100
4	23.311	25.518	24.065	1:12.894	101
5	23.414	25.624	23.946	1:12.984	102
6	24.416	25.648	23.966	1:14.030	97



Laps	Sector 1	Sector 2	Sector 3	Lap Time	Spd
<b>No.547 CAREY Ian</b>					
1	23.744	25.733	23.832	1:13.309	103
2	23.761	25.736	23.516	1:13.013	100
3	23.526	25.583	23.682	1:12.791	100
4	23.434	25.523	23.586	1:12.543	98
5	23.625	26.020	23.686	1:13.331	99
6	23.509	25.547	23.605	1:12.661	102

Laps	Sector 1	Sector 2	Sector 3	Lap Time	Spd
<b>No.549 VAELO Eydan</b>					
1	24.904	25.834	23.483	1:14.221	102
2	23.446	25.511	23.321	1:12.278	103
3	23.448	25.542	23.566	1:12.556	99
4	23.428	25.469	23.543	1:12.440	98
5	23.469	25.556	23.629	1:12.654	97
6	23.530	25.622	23.602	1:12.754	99

Laps	Sector 1	Sector 2	Sector 3	Lap Time	Spd
<b>No.557 CORREIA Kiko</b>					
1	24.473	25.668	23.445	1:13.586	102
2	23.219	25.325	23.302	1:11.846	103
3	23.035	25.290	23.262	1:11.587	104
4	23.081	26.109	23.403	1:12.593	104
5	23.236	25.415	23.378	1:12.029	104
6	24.201	26.131	23.776	1:14.108	102

Laps	Sector 1	Sector 2	Sector 3	Lap Time	Spd
<b>No.558 BUHOFFER SUNDRANI Aaron</b>					
1	26.219	26.460	23.516	1:16.195	104
2	23.498	25.659	23.712	1:12.869	101
3	23.590	25.574	23.453	1:12.617	101
4	23.462	25.421	23.610	1:12.493	100
5	23.523	26.285	23.492	1:13.300	100
6	24.035	25.859	23.725	1:13.619	100

Laps	Sector 1	Sector 2	Sector 3	Lap Time	Spd
<b>No.560 PERUZZI Achilles</b>					
1	26.085	26.633	23.607	1:16.325	101
2	23.483	25.650	23.744	1:12.877	104
3	23.461	25.566	23.449	1:12.476	102
4	23.394	25.547	23.597	1:12.538	101
5	23.348	26.180	23.670	1:13.198	102
6	24.019	25.886	23.682	1:13.587	102

Timekeeper  Race Director 



## X30 MINI

### Qualifying Heat D-E Analysis

For information purposes. No official / regulatory value

Laps	Sector 1	Sector 2	Sector 3	Lap Time	Spd
<b>No.564 LUIS Paternotte</b>					
1	26.105	27.035	23.792	1:16.932	100
2	23.630	25.699	23.692	1:13.021	100
3	23.683	25.788	23.727	1:13.198	100
4	23.722	25.680	24.054	1:13.456	100
5	23.473	25.570	23.791	1:12.834	97
6	24.321	25.853	24.051	1:14.225	98

Laps	Sector 1	Sector 2	Sector 3	Lap Time	Spd
<b>No.566 DE CORDOVA Emilio</b>					
1	24.198	27.249	24.119	1:15.566	101
2	23.989	26.361	24.082	1:14.432	99
3	23.712	26.050	24.039	1:13.801	98
4	23.843	25.866	23.971	1:13.680	99
5	23.735	25.902	23.885	1:13.522	99
6	23.745	25.782	24.011	1:13.538	97

Laps	Sector 1	Sector 2	Sector 3	Lap Time	Spd
<b>No.567 VENANT Antoine Sylva</b>					
1	24.105	25.555	23.372	1:13.032	102
2	23.253	25.396	23.330	1:11.979	102
3	23.161	25.301	23.343	1:11.805	102
4	23.151	25.855	23.178	1:12.184	103
5	23.103	25.681	23.506	1:12.290	102
6	24.227	26.092	23.603	1:13.922	99

Laps	Sector 1	Sector 2	Sector 3	Lap Time	Spd
<b>No.569 LØFSHUS Lucas Emil</b>					
1	26.809	27.827	24.053	1:18.689	99
2	24.157	26.103	23.671	1:13.931	98
3	23.668	26.289	23.683	1:13.640	101
4	23.677	25.980	23.895	1:13.552	97
5	23.796	25.674	23.799	1:13.269	97
6	23.729	25.787	23.869	1:13.385	97

Laps	Sector 1	Sector 2	Sector 3	Lap Time	Spd
<b>No.573 ELGAHOUDI Nahyl</b>					
1	25.064	27.667	23.594	1:16.325	101
2	23.329	25.721	23.908	1:12.958	99
3	23.494	25.665	23.370	1:12.529	103
4	23.367	25.753	23.594	1:12.714	99
5	23.502	25.489	23.538	1:12.529	101
6	23.870	25.762	24.330	1:13.962	100

Laps	Sector 1	Sector 2	Sector 3	Lap Time	Spd
<b>No.574 PERICO Niccolo</b>					
1	26.016	26.329	23.595	1:15.940	102
2	23.218	25.618	23.468	1:12.304	102
3	23.178	25.315	23.406	1:11.899	100
4	23.141	25.399	23.619	1:12.159	101

Laps	Sector 1	Sector 2	Sector 3	Lap Time	Spd
5	23.503	25.542	23.547	1:12.592	98
6	24.349	25.748	23.725	1:13.822	99

Laps	Sector 1	Sector 2	Sector 3	Lap Time	Spd
<b>No.582 BRAGEOT Mattis</b>					
1	25.988	25.558	23.478	1:15.024	103
2	23.148	25.419	23.182	1:11.749	103
3	23.196	25.179	23.251	1:11.626	103
4	22.919	25.179	23.266	1:11.364	104
5	23.069	25.296	23.439	1:11.804	104
6	24.220	25.974	24.001	1:14.195	101


Laps	Sector 1	Sector 2	Sector 3	Lap Time	Spd
<b>No.589 CLARKE George</b>					
1	25.193	25.651	23.396	1:14.240	103
2	23.286	25.415	23.432	1:12.133	103
3	23.033	25.391	23.264	1:11.688	103
4	23.170	25.260	23.488	1:11.918	101
5	23.213	25.230	23.359	1:11.802	101
6	23.958	26.128	23.924	1:14.010	99

Laps	Sector 1	Sector 2	Sector 3	Lap Time	Spd
<b>No.590 BABICEK Zdenek</b>					
1	23.990	25.633	23.409	1:13.032	102
2	23.404	25.378	23.315	1:12.097	102
3	23.026	25.302	23.360	1:11.688	102
4	23.476	25.361	23.348	1:12.185	103
5	23.239	25.527	23.522	1:12.288	102
6	23.953	26.080	23.855	1:13.888	97

Laps	Sector 1	Sector 2	Sector 3	Lap Time	Spd
<b>No.591 DOILLON Lucas</b>					
1	24.893	25.700	23.658	1:14.251	100
2	23.670	25.856	23.651	1:13.177	100
3	23.377	25.602	23.634	1:12.613	101
4	23.423	25.535	23.868	1:12.826	102
5	23.184	26.078	23.476	1:12.738	102
6	24.185	25.935	24.088	1:14.208	100

Laps	Sector 1	Sector 2	Sector 3	Lap Time	Spd
<b>No.594 PATTISON Colbe</b>					
1	24.308	25.555	23.415	1:13.278	102
2	23.348	25.344	23.290	1:11.982	103
3	23.121	25.296	23.322	1:11.739	103
4	23.161	25.294	23.506	1:11.961	98
5	23.444	25.623	23.445	1:12.512	103
6	23.955	26.103	23.835	1:13.893	99

Laps	Sector 1	Sector 2	Sector 3	Lap Time	Spd
<b>No.595 KWONG Mason Alexander</b>					
1	26.305	26.743	23.666	1:16.714	100
2	23.383	25.657	24.031	1:13.071	102

Timekeeper  Race Director 

31 <sup>th</sup>	<b>573</b> ELGAHOUDI Nahyl KR		<b>16</b>	<b>533</b> NORDVANG Jenny Kvakkestad KR		32 <sup>th</sup>
29 <sup>th</sup>	<b>547</b> CAREY Ian KR		<b>15</b>	<b>524</b> ILYAS Sami KR		30 <sup>th</sup>
27 <sup>th</sup>	<b>530</b> IBBOTSON Zachary KR		<b>14</b>	<b>531</b> ORELLANA Anaís KALI KART		28 <sup>th</sup>
25 <sup>th</sup>	<b>546</b> BLAIR Charlie KR		<b>13</b>	<b>566</b> DE CORDOVA Emilio KR		26 <sup>th</sup>
23 <sup>th</sup>	<b>512</b> LAZARUS Alexander Parakram ENERGY		<b>12</b>	<b>596</b> MORGADO Guilherme BIRELART		24 <sup>th</sup>
21 <sup>th</sup>	<b>574</b> PERICO Niccolo ENERGY CORSE		<b>11</b>	<b>564</b> LUIS Paternotte LN		22 <sup>th</sup>
19 <sup>th</sup>	<b>523</b> DEMPSEY Danny KR		<b>10</b>	<b>569</b> LØFSHUS Lucas Emii SODI		20 <sup>th</sup>
17 <sup>th</sup>	<b>595</b> KWONG Mason Alexander FALCON		<b>9</b>	<b>517</b> ENGAN AASEN Markus FALCON		18 <sup>th</sup>
15 <sup>th</sup>	<b>589</b> CLARKE George KR		<b>8</b>	<b>560</b> PERUZZI Achilleas KR		16 <sup>th</sup>
13 <sup>th</sup>	<b>543</b> CAMPOS GARCIA Alejandro PAROLIN		<b>7</b>	<b>558</b> BUHOFFER SUNDRANI Aaron PAROLIN		14 <sup>th</sup>
11 <sup>th</sup>	<b>549</b> VAELO Eydan PAROLIN		<b>6</b>	<b>598</b> MCCLOUGHRY Ben FALCON		12 <sup>th</sup>
9 <sup>th</sup>	<b>536</b> MOULIN Nino FORMULA K		<b>5</b>	<b>527</b> MUSK Harley KR		10 <sup>th</sup>
7 <sup>th</sup>	<b>557</b> CORREIA Kiko ALONSO KART		<b>4</b>	<b>519</b> BECU Milan PAROLIN		8 <sup>th</sup>
5 <sup>th</sup>	<b>567</b> VENANT Antoine Sylva KR		<b>3</b>	<b>538</b> PERELLÓ Álvaro ALONSO KART		6 <sup>th</sup>
3 <sup>rd</sup>	<b>590</b> BABICEK Zdenek MS KART		<b>2</b>	<b>591</b> DOILLON Lucas KR		4 <sup>th</sup>
1 <sup>st</sup>	<b>594</b> PATTISON Colbe KR		<b>1</b>	<b>582</b> BRAGEOT Mattis PAROLIN		2 <sup>nd</sup>


POLE POSITION



Start : 29/11 - 13:35 6 Laps = 10.194 km

Steward #1 

Steward #2 

Steward #3 

IAME Warrior Final 2024: Zuera (ESP) 26/11 - 06/12/2024

Page 1 / 1

IAME Karting

Apex Timing GoRacing 

## X30 MINI

### Qualifying Heat A-C Results

Document 60.1

Subject to scrutineering & sporting investigations

Rnk	No.	Competitor	Driver	D. Nat	Equipment	Laps	Gap	Interv.	Best lap	Penalty	Spd	Points
1	▲2	540 2N RACING	NUVOLINI Many		FK	6			1:11.785		103.5	0
2	▼1	507 FALCON RACING TEAM	GRANQUIST Ludwig		FALCON	6	0.231	0.231	1:11.620		104.2	2
3	▲8	502 FUSION MOTORSPORT	SAYER Jarlath		KR	6	0.270	0.039	1:11.708		103.8	3
4	▲1	520 RAM RACING	FERGUSON Daniel		ALONSO KART	6	0.457	0.187	1:12.001		104.0	4
5	▲2	585 MONLAU MOTORSPORT	GONZALEZ ELLUL Ivan		ALONSO KART	6	0.933	0.476	1:12.035		103.6	5
6	▼4	506 JAMIE GREEN RACING	NEWSTEAD Austin		KR	6	1.817	0.884	1:12.011		103.6	6
7	▲2	586 BIREL ART RACING	MORALES Nuvola		BIREL ART RACING	6	1.862	0.045	1:12.023		103.8	7
8	▲2	522 JAMIE GREEN RACING	WOOD Freddie		KR	6	3.650	1.788	1:12.153		103.4	8
9	▼3	532 FALCON RACING TEAM	NARRAWAY Luca		FALCON	6	4.999	1.349	1:12.028		102.8	9
10	▲6	535 XCEL	KENNEY Oscar		ALONSO KART	6	5.058	0.059	1:12.174		103.3	10
11	▲4	563 MDC RACING	GREILING Bruno		KR	6	5.141	0.083	1:12.296		103.3	11
12	▲1	553 KRS KIDS RACING SCHOOL	JIMENEZ GARCIA Adrian		ALONSO KART	6	5.646	0.505	1:12.563		103.3	12
13	▲16	584 BMR	REILLY Alex		KART REPUBLIC	6	6.298	0.652	1:12.233		104.2	13
14	▲5	570 VDK	PAVEL Luca Andrea		KR	6	6.309	0.011	1:12.248		104.6	14
15	▲5	534 DMS	FOLEY JNR John		KR	6	6.336	0.027	1:11.989		105.7	15
16	▲1	608 EUROKARTING	POINT Alexandre		REDSPEED	6	8.029	1.693	1:12.280		104.6	16
17	▲4	521 FUSION MOTORSPORT	MONTANARI Giuseppe		KR	6	8.581	0.552	1:12.607		103.4	17
18	▲5	525 EDMUNDO BONNETT	PEREZ CABELLO Ruben		TBC	6	10.948	2.367	1:12.650		103.6	18
19	▼15	605 KALI KART	CAMPOS Pedro		KALI KART	6	10.968	0.020	1:13.188		103.3	19
20	▲8	562 KALI KART BY JORGE PESCADOR	SCICLUNA Zack		KALI KART	6	11.081	0.113	1:12.902		103.9	20
21	▲6	537 C.D. KARTING CEUTI RACING	SEGURA Pablo		KR	6	11.164	0.083	1:12.578		103.0	21
22	▲4	572 FUSION MOTORSPORT	CAMPBELL Sophie		KR	6	11.299	0.135	1:13.004		103.8	22
23	▲1	541 MONLAU MOTORSPORT	SILVA LORA Mario		ALONSO KART	6	12.677	1.378	1:12.884		101.2	23
24	▲7	556 SPIRIT-KARTING.CH	ITEN Ben		PAROLIN	6	12.771	0.094	1:12.869		103.6	24
25	▼3	610 AD MOTORSPORT	FRYKBERG Alexander		ENERGY CORSE	6	12.825	0.054	1:13.228		102.1	25
26	▲4	550 MARTHE MIKALSER	MIKALSEN Adrian		FALCON	6	13.340	0.515	1:12.863		103.4	26
27	▼13	514 JAMIE GREEN RACING	PORTER Teddy-Jay		KR	6	15.649	2.309	1:12.719		100.8	27
28	▼3	609 FALCON RACING TEAM	KARASSAS Simon		FALCON	6	16.029	0.380	1:13.006	+5.000	103.5	28
29	▼11	571 FALCON RACING TEAM	VD COTERLET Julian		FALCON	6	16.450	0.421	1:13.154	+5.000	103.9	29
30	▲2	592 VDK	LEE Yuchen		KR	6	16.620	0.170	1:13.648		102.1	30
31	▼23	561 FUSION MOTORSPORT	VEGA Royce		KR	6	19.701	3.081	1:12.812		104.3	31
32	▼20	603 XCEL MOTORSPORT	STEWART Andie		ALONSO	6	43.876	24.175	1:13.504		104.8	32

No.609 KARASSAS Simon : 5 sec time penalty for incorrectly installed Front Fairing or incorrect position of front fairing. According to Stewards' Decision No.128-609.

No.571 VD COTERLET Julian : 5 sec time penalty for incorrectly installed Front Fairing or incorrect position of front fairing. According to Stewards' Decision No.128-571.

Leaders : No.540 NUVOLINI Many (1-3) / No.502 SAYER Jarlath (4-4) / No.507 GRANQUIST Ludwig (5-5) / No.540 NUVOLINI Many (6-6)

Start Time : 29/11 - 11:57:03

Best lap : No.507 GRANQUIST Ludwig 1:11.620 85.40 kph

Weather : Overcast Air : 9°C Track : Dry

Event Record : No.582 BRAGEOT Mattis 1:11.152 85.96 kph

Steward #1

Steward #2

Steward #3

IAME Warrior Final 2024: Zuera (ESP) 26/11 - 06/12/2024

Page 1 / 1

IAME Karting

Apex Timing GoRacing



	1	2	3	4	5	6	7	8	9	10	11	12	13	14	15	16	17	18	19	20	21	22	23	24	25	26	27	28	29	30	31	32
Grid	507	506	540	605	520	532	585	561	586	522	502	603	553	514	563	535	608	571	570	534	521	610	525	541	609	572	537	562	584	550	556	592
Start	507	540	506	520	605	585	532	586	561	502	522	553	514	563	535	608	571	603	534	570	521	525	610	541	572	562	609	537	550	584	556	592
Lap 1 Interval	540	502 0.5	585 0.0	520 0.1	507 0.0	586 0.3	506 0.3	605 1.1	535 0.0	522 0.0	563 0.0	553 0.1	603 0.1	532 0.4	534 0.3	608 0.1	561 0.0	570 0.0	571 0.2	521 0.2	572 0.2	584 0.1	541 0.5	609 0.0	562 0.3	610 0.0	525 0.0	537 0.2	550 0.0	556 0.0	592 0.1	514 5.7
Lap 2	540	502 0.3	507 0.2	520 0.2	585 0.2	586 0.3	506 0.2	522 1.7	563 0.1	535 0.0	532 0.4	553 0.2	603 0.3	605 0.1	561 0.0	534 0.5	608 0.0	570 0.0	584 0.0	521 0.3	571 0.0	572 0.3	609 0.4	541 0.2	562 0.6	610 0.0	525 0.0	550 0.3	537 0.2	556 0.0	592 0.4	514 4.6
Lap 3	540	502 0.1	507 0.0	520 0.5	585 0.6	506 0.2	586 0.1	522 1.9	563 0.0	535 0.0	532 0.2	553 0.7	603 0.8	605 0.3	608 0.0	603 0.0	534 0.0	570 0.1	584 0.0	521 0.6	571 0.0	572 0.1	609 0.4	541 0.1	525 0.5	562 0.4	537 0.7	610 0.0	550 0.0	556 0.0	592 0.5	514 3.8
Lap 4	502	507 0.0	540 0.0	520 0.9	506 0.8	586 0.0	585 0.0	522 2.3	563 0.0	535 0.0	532 0.0	553 1.2	608 0.6	534 0.0	570 0.1	584 0.0	521 1.7	571 0.1	605 0.2	609 0.0	541 0.2	525 0.0	572 0.2	562 0.5	537 0.7	550 0.0	556 0.0	610 0.2	592 2.2	514 2.1	561 3.4	603 22.6
Lap 5	507	540 0.0	502 0.1	520 1.4	585 1.0	586 0.0	506 0.0	522 1.9	532 0.2	535 0.0	563 0.3	534 1.4	553 0.0	570 0.3	584 0.0	608 1.7	521 0.7	571 0.8	525 0.3	605 0.0	609 0.0	572 0.0	562 0.1	537 0.2	550 0.6	541 0.0	556 0.1	610 0.2	592 3.2	514 0.5	561 3.9	603 23.3
Lap 6	540	507 0.2	502 0.0	520 0.1	585 0.4	506 0.8	586 0.0	522 1.7	532 1.3	535 0.0	563 0.0	553 0.5	584 0.6	570 0.0	534 0.0	608 1.6	521 0.5	525 2.3	605 0.0	609 0.0	562 0.0	537 0.0	572 0.1	541 0.1	556 1.2	610 0.0	550 0.0	514 0.5	592 2.3	561 0.9	603 3.0	24.1

Timekeeper 

Race Director 

## X30 MINI

### Qualifying Heat A-C Analysis

For information purposes. No official / regulatory value

Laps	Sector 1	Sector 2	Sector 3	Lap Time	Spd
<b>No.502 SAYER Jarlath</b>					
1	24.218	25.708	23.461	1:13.387	102
2	23.077	25.484	23.451	1:12.012	101
3	23.234	25.377	23.217	1:11.828	103
4	23.112	25.314	23.282	1:11.708	103
5	23.422	25.347	23.268	1:12.037	103
6	23.668	26.378	23.829	1:13.875	100

Laps	Sector 1	Sector 2	Sector 3	Lap Time	Spd
<b>No.506 NEWSTEAD Austin</b>					
1	25.199	25.708	23.661	1:14.568	100
2	23.307	25.534	23.579	1:12.420	101
3	23.107	25.433	23.471	1:12.011	101
4	23.166	25.483	23.485	1:12.134	103
5	23.339	25.985	23.391	1:12.715	103
6	23.394	25.533	23.856	1:12.783	97

Laps	Sector 1	Sector 2	Sector 3	Lap Time	Spd
<b>No.507 GRANQUIST Ludwig</b>					
1	24.923	25.614	23.407	1:13.944	104
2	23.189	25.443	23.391	1:12.023	101
3	23.147	25.286	23.187	1:11.620	104
4	23.131	25.307	23.270	1:11.708	103
5	23.087	25.305	23.397	1:11.789	101
6	23.759	26.433	23.834	1:14.026	99

Laps	Sector 1	Sector 2	Sector 3	Lap Time	Spd
<b>No.514 PORTER Teddy-Jay</b>					
1	25.188	35.572	24.445	1:25.205	98
2	23.856	25.697	23.785	1:13.338	98
3	23.575	25.626	23.678	1:12.879	99
4	23.603	25.685	23.721	1:13.009	99
5	23.581	25.481	23.657	1:12.719	100
6	23.430	25.878	23.698	1:13.006	99

Laps	Sector 1	Sector 2	Sector 3	Lap Time	Spd
<b>No.520 FERGUSON Daniel</b>					
1	24.120	25.909	23.734	1:13.763	103
2	23.430	25.441	23.416	1:12.287	101
3	23.191	25.372	23.438	1:12.001	100
4	23.271	25.318	23.582	1:12.171	99
5	23.363	25.411	23.569	1:12.343	99
6	23.423	25.418	23.813	1:12.654	99

Laps	Sector 1	Sector 2	Sector 3	Lap Time	Spd
<b>No.521 MONTANARI Giuseppe</b>					
1	25.801	27.521	23.835	1:17.157	102
2	23.501	26.219	23.804	1:13.524	103
3	23.345	26.020	23.747	1:13.112	101
4	23.665	25.981	23.683	1:13.329	100

Laps	Sector 1	Sector 2	Sector 3	Lap Time	Spd
5	23.565	25.789	23.668	1:13.022	100
6	23.469	25.594	23.544	1:12.607	100

Laps	Sector 1	Sector 2	Sector 3	Lap Time	Spd
<b>No.522 WOOD Freddie</b>					
1	25.585	26.258	23.720	1:15.563	103
2	23.606	25.623	23.723	1:12.952	98
3	23.189	25.567	23.571	1:12.327	102
4	23.092	25.419	24.027	1:12.538	99
5	23.067	25.406	23.680	1:12.153	97
6	23.448	25.516	23.729	1:12.693	98

Laps	Sector 1	Sector 2	Sector 3	Lap Time	Spd
<b>No.525 PEREZ CABELLO Ruben</b>					
1	26.543	27.472	24.520	1:18.535	101
2	23.948	26.425	23.541	1:13.914	102
3	23.452	25.708	23.566	1:12.726	100
4	23.401	25.651	23.598	1:12.650	103
5	23.881	25.879	23.740	1:13.500	103
6	23.504	26.286	23.946	1:13.736	99

Laps	Sector 1	Sector 2	Sector 3	Lap Time	Spd
<b>No.532 NARRAWAY Luca</b>					
1	25.979	26.769	23.710	1:16.458	101
2	23.499	25.810	23.533	1:12.842	101
3	23.246	25.328	23.454	1:12.028	102
4	23.095	25.350	23.947	1:12.392	99
5	23.272	25.310	23.594	1:12.176	98
6	23.753	26.113	23.938	1:13.804	101

Laps	Sector 1	Sector 2	Sector 3	Lap Time	Spd
<b>No.534 FOLEY JNR John</b>					
1	25.469	26.929	23.960	1:16.358	101
2	23.727	26.474	23.681	1:13.882	104
3	23.267	25.998	23.511	1:12.776	105
4	23.345	25.508	23.378	1:12.231	102
5	23.073	25.494	23.422	1:11.989	102
6	23.314	26.299	23.755	1:13.368	100

Laps	Sector 1	Sector 2	Sector 3	Lap Time	Spd
<b>No.535 KENNEY Oscar</b>					
1	25.225	26.371	23.777	1:15.373	103
2	24.056	25.655	23.512	1:13.223	103
3	23.254	25.524	23.396	1:12.174	102
4	23.162	25.479	23.983	1:12.624	102
5	23.150	25.362	23.759	1:12.271	101
6	23.630	26.459	23.753	1:13.842	101

Laps	Sector 1	Sector 2	Sector 3	Lap Time	Spd
<b>No.537 SEGURA Pablo</b>					
1	26.374	27.607	24.578	1:18.559	100
2	24.133	26.315	23.748	1:14.196	101

Laps	Sector 1	Sector 2	Sector 3	Lap Time	Spd
3	23.672	25.962	23.781	1:13.415	101
4	23.426	25.813	23.627	1:12.866	102
5	23.108	25.811	23.659	1:12.578	101
6	23.695	26.024	23.671	1:13.390	101


Laps	Sector 1	Sector 2	Sector 3	Lap Time	Spd
<b>No.540 NUVOLINI Many</b>					
1	24.037	25.454	23.628	1:13.119	99
2	23.349	25.366	23.471	1:12.186	99
3	23.317	25.289	23.443	1:12.049	99
4	23.374	25.311	23.257	1:11.942	103
5	23.112	25.288	23.385	1:11.785	102
6	23.876	26.144	23.724	1:13.744	99

Laps	Sector 1	Sector 2	Sector 3	Lap Time	Spd
<b>No.541 SILVA LORA Mario</b>					
1	26.224	27.300	24.431	1:17.955	98
2	23.868	25.853	23.970	1:13.691	100
3	23.543	25.635	23.706	1:12.884	101
4	23.492	25.871	23.788	1:13.151	100
5	23.803	26.786	24.205	1:14.794	94
6	24.144	26.003	24.084	1:14.231	99

Laps	Sector 1	Sector 2	Sector 3	Lap Time	Spd
<b>No.550 MIKALSEN Adrian</b>					
1	26.323	27.760	24.496	1:18.579	103
2	23.747	26.447	23.716	1:13.910	100
3	23.702	26.319	23.701	1:13.722	100
4	23.578	25.675	23.610	1:12.863	102
5	23.349	25.837	23.980	1:13.166	95
6	24.985	26.093	23.836	1:14.914	99

Laps	Sector 1	Sector 2	Sector 3	Lap Time	Spd
<b>No.553 JIMENEZ GARCIA Adrian</b>					
1	25.285	26.774	23.663	1:15.722	103
2	23.869	26.093	23.695	1:13.657	100
3	23.348	25.568	23.647	1:12.563	99
4	23.463	25.712	23.686	1:12.861	99
5	23.531	25.801	23.407	1:12.739	103
6	23.215	25.671	23.734	1:12.620	98

Laps	Sector 1	Sector 2	Sector 3	Lap Time	Spd
<b>No.556 ITEN Ben</b>					
1	26.602	27.502	24.434	1:18.538	103
2	23.871	26.551	23.733	1:14.155	103
3	23.745	26.047	23.680	1:13.472	102
4	23.594	25.756	23.519	1:12.869	102
5	23.371	25.837	24.063	1:13.271	100
6	24.079	26.254	23.851	1:14.184	98

Timekeeper  Race Director 



## X30 MINI

### Qualifying Heat A-C Analysis

For information purposes. No official / regulatory value

Laps	Sector 1	Sector 2	Sector 3	Lap Time	Spd
<b>No.561 VEGA Royce</b>					
1	25.955	27.258	23.802	1:17.015	104
2	23.522	25.720	23.829	1:13.071	103
3	23.384	25.826	23.602	1:12.812	100
4	35.115	25.990	24.008	1:25.113	98
5	23.687	25.699	23.874	1:13.260	98
6	23.600	25.742	23.727	1:13.069	98

Laps	Sector 1	Sector 2	Sector 3	Lap Time	Spd
<b>No.562 SCICLUNA Zack</b>					
1	25.303	27.898	25.096	1:18.297	100
2	23.862	26.333	23.731	1:13.926	102
3	23.501	26.046	23.741	1:13.288	100
4	23.542	25.655	23.705	1:12.902	100
5	23.388	25.903	23.798	1:13.089	103
6	23.757	25.881	23.892	1:13.530	102

Laps	Sector 1	Sector 2	Sector 3	Lap Time	Spd
<b>No.563 GREILING Bruno</b>					
1	25.364	26.558	23.609	1:15.531	103
2	23.437	25.887	23.689	1:13.013	102
3	23.240	25.686	23.370	1:12.296	102
4	23.268	25.637	23.576	1:12.481	101
5	23.698	25.412	23.576	1:12.686	100
6	23.528	26.055	24.009	1:13.592	96

Laps	Sector 1	Sector 2	Sector 3	Lap Time	Spd
<b>No.570 PAVEL Luca Andrea</b>					
1	25.556	27.145	23.969	1:16.670	104
2	23.654	26.457	23.542	1:13.653	104
3	23.431	25.980	23.402	1:12.813	104
4	23.399	25.533	23.316	1:12.248	104
5	23.134	25.791	23.345	1:12.270	102
6	23.059	25.955	23.872	1:12.886	98

Laps	Sector 1	Sector 2	Sector 3	Lap Time	Spd
<b>No.571 VD COTERLET Julian</b>					
1	25.931	27.107	24.032	1:17.070	101
2	23.514	26.673	23.688	1:13.875	103
3	23.409	25.973	23.772	1:13.154	99
4	23.656	26.023	23.710	1:13.389	99
5	23.878	25.846	24.009	1:13.733	98
6	24.726	26.070	23.812	1:14.608	101

Laps	Sector 1	Sector 2	Sector 3	Lap Time	Spd
<b>No.572 CAMPBELL Sophie</b>					
1	25.904	27.369	23.904	1:17.177	101
2	23.572	26.285	23.817	1:13.674	101
3	23.391	25.759	23.854	1:13.004	101
4	23.607	26.533	23.916	1:14.056	101

Laps	Sector 1	Sector 2	Sector 3	Lap Time	Spd
5	23.792	25.874	23.784	1:13.450	103
6	24.016	25.995	23.894	1:13.905	101

Laps	Sector 1	Sector 2	Sector 3	Lap Time	Spd
<b>No.584 REILLY Alex</b>					
1	26.140	27.238	23.742	1:17.120	102
2	23.525	25.944	23.346	1:12.815	104
3	23.282	26.152	23.389	1:12.823	104
4	23.401	25.535	23.297	1:12.233	104
5	23.160	25.778	23.330	1:12.268	103
6	23.086	25.943	23.789	1:12.818	99

Laps	Sector 1	Sector 2	Sector 3	Lap Time	Spd
<b>No.585 GONZALEZ ELLUL Ivan</b>					
1	24.204	25.649	23.715	1:13.568	102
2	23.621	25.510	23.576	1:12.707	100
3	23.230	25.525	23.624	1:12.379	99
4	23.780	25.377	23.327	1:12.484	103
5	23.351	25.642	23.469	1:12.462	102
6	23.022	25.452	23.561	1:12.035	98

Laps	Sector 1	Sector 2	Sector 3	Lap Time	Spd
<b>No.586 MORALES Nuvola</b>					
1	24.594	25.785	23.654	1:14.033	100
2	23.332	25.697	23.531	1:12.560	100
3	23.216	25.466	23.716	1:12.398	101
4	23.299	25.382	23.342	1:12.023	103
5	23.202	25.922	23.459	1:12.583	102
6	23.390	25.898	23.617	1:12.905	95

Laps	Sector 1	Sector 2	Sector 3	Lap Time	Spd
<b>No.592 LEE Yuchen</b>					
1	26.562	27.770	24.330	1:18.662	102
2	24.355	26.216	23.859	1:14.430	100
3	23.651	25.977	24.020	1:13.648	99
4	23.763	26.107	24.903	1:14.773	96
5	23.966	26.242	24.118	1:14.326	98
6	23.942	26.466	24.080	1:14.488	98

Laps	Sector 1	Sector 2	Sector 3	Lap Time	Spd
<b>No.603 STEWART Andie</b>					
1	25.425	26.539	23.648	1:15.612	103
2	24.338	25.888	23.651	1:13.877	101
3	23.740	26.091	23.673	1:13.504	104
4	56.414	26.695	24.218	1:47.327	97
5	23.976	26.102	23.910	1:13.988	97
6	23.837	26.055	23.975	1:13.867	98


Laps	Sector 1	Sector 2	Sector 3	Lap Time	Spd
<b>No.605 CAMPOS Pedro</b>					
1	25.292	26.292	24.033	1:15.617	103
2	24.571	25.994	23.958	1:14.523	103

Laps	Sector 1	Sector 2	Sector 3	Lap Time	Spd
3	23.363	26.073	23.752	1:13.188	102
4	24.446	26.618	23.673	1:14.737	103
5	23.606	26.477	23.878	1:13.961	103
6	23.364	26.292	24.038	1:13.694	98

Laps	Sector 1	Sector 2	Sector 3	Lap Time	Spd
<b>No.608 POINT Alexandre</b>					
1	25.568	26.789	24.321	1:16.678	102
2	23.680	26.228	23.836	1:13.744	104
3	23.136	25.966	23.499	1:12.601	104
4	23.156	25.601	23.523	1:12.280	103
5	23.251	27.113	23.986	1:14.350	99
6	23.469	25.628	23.672	1:12.769	99

Laps	Sector 1	Sector 2	Sector 3	Lap Time	Spd
<b>No.609 KARASSAS Simon</b>					
1	26.054	27.641	24.237	1:17.932	101
2	23.593	25.918	23.857	1:13.368	100
3	23.571	25.681	23.759	1:13.011	100
4	23.404	25.984	23.618	1:13.006	103
5	23.736	26.212	24.012	1:13.960	103
6	23.760	26.010	23.927	1:13.697	101

Laps	Sector 1	Sector 2	Sector 3	Lap Time	Spd
<b>No.610 FRYKBERG Alexander</b>					
1	26.436	27.499	24.539	1:18.474	102
2	23.924	26.151	23.886	1:13.961	98
3	23.898	26.112	24.020	1:14.030	97
4	23.869	25.813	23.546	1:13.228	102
5	23.332	25.844	24.078	1:13.254	100
6	23.840	26.173	23.978	1:13.991	100

Timekeeper  Race Director 

31 <sup>th</sup>	<b>556</b> ITEN Ben PAROLIN		<b>16</b>	<b>592</b> LEE Yuchen KR		32 <sup>th</sup>
29 <sup>th</sup>	<b>584</b> REILLY Alex KART REPUBLIC		<b>15</b>	<b>550</b> MIKALSEN Adrian FALCON		30 <sup>th</sup>
27 <sup>th</sup>	<b>537</b> SEGURA Pablo KR		<b>14</b>	<b>562</b> SCICLUNA Zack KALI KART		28 <sup>th</sup>
25 <sup>th</sup>	<b>609</b> KARASSAS Simon FALCON		<b>13</b>	<b>572</b> CAMPBELL Sophie KR		26 <sup>th</sup>
23 <sup>th</sup>	<b>525</b> PEREZ CABELLO Ruben TBC		<b>12</b>	<b>541</b> SILVA LORA Mario ALONSO KART		24 <sup>th</sup>
21 <sup>th</sup>	<b>521</b> MONTANARI Giuseppe KR		<b>11</b>	<b>610</b> FRYKBERG Alexander ENERGY CORSE		22 <sup>th</sup>
19 <sup>th</sup>	<b>570</b> PAVEL Luca Andrea KR		<b>10</b>	<b>534</b> FOLEY JNR John KR		20 <sup>th</sup>
17 <sup>th</sup>	<b>608</b> POINT Alexandre REDSPEED		<b>9</b>	<b>571</b> VD COTERLET Julian FALCON		18 <sup>th</sup>
15 <sup>th</sup>	<b>563</b> GREILING Bruno KR		<b>8</b>	<b>535</b> KENNEY Oscar ALONSO KART		16 <sup>th</sup>
13 <sup>th</sup>	<b>553</b> JIMENEZ GARCIA Adrian ALONSO KART		<b>7</b>	<b>514</b> PORTER Teddy-Jay KR		14 <sup>th</sup>
11 <sup>th</sup>	<b>502</b> SAYER Jarlath KR		<b>6</b>	<b>603</b> STEWART Andie ALONSO		12 <sup>th</sup>
9 <sup>th</sup>	<b>586</b> MORALES Nuvola BIREL ART RACING		<b>5</b>	<b>522</b> WOOD Freddie KR		10 <sup>th</sup>
7 <sup>th</sup>	<b>585</b> GONZALEZ ELLUL Ivan ALONSO KART		<b>4</b>	<b>561</b> VEGA Royce KR		8 <sup>th</sup>
5 <sup>th</sup>	<b>520</b> FERGUSON Daniel ALONSO KART		<b>3</b>	<b>532</b> NARRAWAY Luca FALCON		6 <sup>th</sup>
3 <sup>rd</sup>	<b>540</b> NUVOLINI Many FK		<b>2</b>	<b>605</b> CAMPOS Pedro KALI KART		4 <sup>th</sup>
1 <sup>st</sup>	<b>507</b> GRANQUIST Ludwig FALCON		<b>1</b>	<b>506</b> NEWSTEAD Austin KR		2 <sup>nd</sup>

POLE POSITION



Start : 29/11 - 09:15 6 Laps = 10.194 km

Steward #1

Steward #2

Steward #3

IAME Warrior Final 2024: Zuera (ESP) 26/11 - 06/12/2024

Page 1 / 1

IAME Karting

Apex Timing GoRacing

## X30 MINI

### Qualifying Heat D-F Results

Document 59.1

Subject to scrutineering & sporting investigations

Rnk	No.	Competitor	Driver	D. Nat	Equipment	Laps	Gap	Interv.	Best lap	Penalty	Spd	Points
1	▲8	536 2N RACING	MOULIN Nino		FORMULA K	6			1:12.164		103.6	0
2	▲1	590 TEPZ RACING TEAM	BABICEK Zdenek		MS KART	6	0.072	0.072	1:11.660		103.2	2
3	▲2	567 VDK	VENANT Antoine Sylva		KR	6	0.084	0.012	1:11.663		103.7	3
4	▲11	589 OMS RACING	CLARKE George		KR	6	0.146	0.062	1:11.965		104.2	4
5	▼4	594 JAMIE GREEN RACING	PATTISON Colbe		KR	6	0.151	0.005	1:11.662		103.5	5
6	▼4	513 SPIRIT-KARTING.CH	LONGHITANO Aurelio		PAROLIN	6	0.293	0.142	1:11.575		105.6	6
7	▲14	574 XCEL	PERICO Niccolo		ENERGY CORSE	6	0.499	0.206	1:11.493		104.3	7
8	▼1	557 MONLAU MOTORSPORT	CORREIA Kiko		ALONSO KART	6	1.158	0.659	1:11.928		104.8	8
9	▲5	518 XCEL MOTORSPORT	HOUSE George		ENERGY CORSE	6	1.599	0.441	1:11.598		103.5	9
10	▼2	542 FUSION MOTORSPORT	CACHAFEIRO Tony		KR	6	2.041	0.442	1:11.976		104.5	10
11	▼7	604 XCEL MOTORSPORT	STEWART Johnston		KR	6	2.148	0.107	1:12.339		103.2	11
12	▲4	568 FUSION MOTORSPORT	DAVIDSON Alfie		KR	6	3.038	0.890	1:12.330		103.4	12
13	▲16	547 NCM	CAREY Ian		KR	6	4.237	1.199	1:12.213		104.1	13
14	▼1	543 SPIRIT RACING	CAMPOS GARCIA Alejandro		PAROLIN	6	4.297	0.060	1:12.097		104.4	14
15	▲16	573 MDC RACING	ELGAHOUDI Nahyl		KR	6	8.000	3.703	1:12.209	+5.000	103.3	15
16	▼4	528 BMR	SMITH Blair		KR	6	8.118	0.118	1:12.509		103.2	16
17	▲6	512 ZANCHI MOTORSPORT	LAZARUS Alexander Parakram		ENERGY	6	8.164	0.046	1:12.796		102.2	17
18	▲1	523 KEITH DEMPSEY	DEMPSEY Danny		KR	6	8.250	0.086	1:12.501		103.2	18
19	▼13	539 FUSION MOTORSPORT	COBY Christian		KR	6	9.726	1.476	1:11.552		104.6	19
20	▼2	552 DEVELOPMENT MOTORSPORT DRIVER	CRUZ SÁNCHEZ Max		TBA	6	9.818	0.092	1:12.148		103.1	20
21	▼10	549 RUBEN SIMON	VAELLO Eydan		PAROLIN	6	9.960	0.142	1:12.500		103.7	21
22	▲2	554 LKM RACING	NOBS Mathis		OTK	6	10.142	0.182	1:12.152		102.9	22
23	▲7	544 2N RACING	NEKMOUCHE Neil		FORMULE K	6	12.081	1.939	1:13.565		103.5	23
24	▲3	530 GGM	IBBOTSON Zachary		KR	6	12.185	0.104	1:13.114		103.3	24
25	▼15	601 EUROKARTING	CORNIL Milo		REDSPEED	6	13.690	1.505	1:13.530		103.2	25
26	▼6	588 EKO	PELFRENE Téo		BIREL ART	6	16.980	3.290	1:13.196	+5.000	103.8	26
27	▲1	526 SPIRIT-RACING.CH	ZIARKO Stanislaw		PAROLIN	6	18.117	1.137	1:13.685		103.2	27
28	▼2	613 KRS KIDS RACING SCHOOL	KONOVALOV Artur		FA ALONSO KART	6	18.797	0.680	1:13.312	+5.000	103.1	28
29	▼7	688 JAMIE GREEN RACING	LAWRENCE Ava		KART REPUBLIC	6	18.852	0.055	1:13.130	+5.000	103.5	29
30	▼5	546 DMS	BLAIR Charlie		KR	6	19.243	0.391	1:13.314	+5.000	104.0	30
31	▼14	595 DRM RACING TEAM	KWONG Mason Alexander		FALCON	6	19.889	0.646	1:13.596	+5.000	102.8	31

No.573 ELGAHOUDI Nahyl : 5 sec time penalty for incorrectly installed Front Fairing or incorrect position of front fairing. According to Stewards' Decision No.127-573.

No.588 PELFRENE Téo : 5 sec time penalty for incorrectly installed Front Fairing or incorrect position of front fairing. According to Stewards' Decision No.127-588.

No.613 KONOVALOV Artur : 5 sec time penalty for incorrectly installed Front Fairing or incorrect position of front fairing. According to Stewards' Decision No.127-613.

No.688 LAWRENCE Ava : 5 sec time penalty for incorrectly installed Front Fairing or incorrect position of front fairing. According to Stewards' Decision No.127-688.

No.546 BLAIR Charlie : 5 sec time penalty for incorrectly installed Front Fairing or incorrect position of front fairing. According to Stewards' Decision No.127-546.

No.595 KWONG Mason Alexander : 5 sec time penalty for incorrectly installed Front Fairing or incorrect position of front fairing. According to Stewards' Decision No.127-595.

Leaders : No.567 VENANT Antoine Sylva (1-5) / No.536 MOULIN Nino (6-6)

Start Time : 29/11 - 11:44:38

Best lap : No.574 PERICO Niccolo 1:11.493 85.55 kph

Weather : Overcast Air : 4°C Track : Drying

Event Record : No.582 BRAGEOT Mattis 1:11.152 85.96 kph

Steward #1

Steward #2

Steward #3

IAME Warrior Final 2024: Zuera (ESP) 26/11 - 06/12/2024

Page 1 / 1

IAME Karting

Apex Timing GoRacing





# X30 MINI

## Qualifying Heat D-F Lap Chart

For information purposes. No official / regulatory value

	1	2	3	4	5	6	7	8	9	10	11	12	13	14	15	16	17	18	19	20	21	22	23	24	25	26	27	28	29	30	31
Grid	594	513	590	604	567	539	557	542	536	601	549	528	543	518	589	568	595	552	523	588	574	688	512	554	546	613	530	526	547	544	573
Start	594	590	513	567	604	557	539	536	542	549	601	543	528	589	518	568	595	552	523	574	512	588	688	546	530	547	573	554	526	613	544
Lap 1 Interval	567	590	594	536	557	539	542	513	589	604	574	528	518	573	568	523	549	547	601	543	552	512	554	544	530	526	588	546	688	595	613
		0.0	0.0	0.5	0.2	0.7	0.1	0.0	0.1	0.1	1.3	0.0	0.0	0.1	0.2	0.1	0.1	0.0	0.1	0.0	0.4	0.2	0.4	0.0	0.3	0.3	0.0	0.0	0.1	0.2	0.0
Lap 2	567	590	594	536	557	539	513	542	589	604	574	518	573	528	568	523	547	549	543	512	552	544	554	601	588	530	688	546	595	526	613
		0.0	0.0	0.9	0.7	0.1	0.0	0.1	0.0	0.6	0.9	0.0	0.4	0.3	0.0	0.6	0.4	0.0	0.0	1.3	0.0	0.0	0.1	0.2	0.0	0.0	0.0	0.0	0.8	0.0	0.1
Lap 3	567	590	594	536	539	513	542	589	557	604	574	518	573	568	528	547	543	549	523	512	552	554	588	530	544	688	546	601	526	595	613
		0.0	0.0	1.4	0.6	0.0	0.5	0.1	0.2	0.3	0.1	0.1	1.0	0.7	0.7	0.3	0.0	0.4	0.1	2.0	0.3	0.2	0.0	0.1	0.0	0.1	0.0	0.6	0.1	0.3	0.0
Lap 4	567	590	594	539	536	513	542	589	557	574	518	604	573	568	543	547	549	528	523	512	554	552	588	544	688	530	526	595	601	613	546
		0.0	0.0	1.9	0.0	0.0	0.9	0.1	0.2	0.0	0.2	0.7	1.2	0.6	0.8	0.0	0.7	0.2	0.0	2.2	1.2	0.0	0.3	0.2	0.0	0.4	0.3	0.0	0.4	0.1	1.3
Lap 5	567	590	594	536	513	539	589	574	518	542	557	604	573	568	543	547	528	523	549	512	554	552	688	544	530	588	595	613	601	546	526
		0.0	0.0	1.1	0.5	0.0	0.1	0.4	0.0	0.1	0.0	1.0	1.5	0.2	0.5	0.2	1.2	0.0	0.0	2.4	0.6	0.0	2.0	0.0	0.0	0.3	0.7	0.0	0.0	1.6	3.5
Lap 6	536	590	567	589	594	513	574	557	518	542	604	573	568	547	543	528	512	523	539	552	549	554	588	544	530	601	613	688	546	595	526
		0.0	0.0	0.0	0.0	0.1	0.2	0.6	0.4	0.4	0.1	0.8	0.0	1.1	0.0	3.8	0.0	0.0	1.4	0.0	0.1	0.1	1.8	0.1	0.1	1.5	0.1	0.0	0.3	0.6	3.2

Timekeeper

Race Director

IAME Warrior Final 2024: Zuera (ESP) 26/11 - 06/12/2024

IAME Karting

Apex Timing GoRacing





## X30 MINI

### Qualifying Heat D-F Analysis

For information purposes. No official / regulatory value

Laps	Sector 1	Sector 2	Sector 3	Lap Time	Spd
<b>No.512 LAZARUS Alexander Parakram</b>					
1	26.352	27.390	23.876	1:17.618	102
2	23.377	26.722	23.943	1:14.042	100
3	24.019	25.719	23.961	1:13.699	99
4	23.465	25.635	23.798	1:12.898	99
5	23.556	25.614	23.626	1:12.796	99
6	23.544	25.821	23.598	1:12.963	101

Laps	Sector 1	Sector 2	Sector 3	Lap Time	Spd
<b>No.513 LONGHITANO Aurelio</b>					
1	24.733	26.508	23.873	1:15.114	105
2	23.171	25.329	23.443	1:11.943	105
3	23.253	25.287	23.380	1:11.920	104
4	22.999	25.313	23.263	1:11.575	103
5	23.158	25.687	23.928	1:12.773	100
6	23.777	25.931	23.865	1:13.573	102

Laps	Sector 1	Sector 2	Sector 3	Lap Time	Spd
<b>No.518 HOUSE George</b>					
1	25.938	26.472	24.019	1:16.429	102
2	23.312	25.417	23.387	1:12.116	103
3	23.071	25.234	23.325	1:11.630	103
4	22.973	25.249	23.376	1:11.598	102
5	23.255	25.263	23.427	1:11.945	103
6	23.381	25.697	25.006	1:14.084	97

Laps	Sector 1	Sector 2	Sector 3	Lap Time	Spd
<b>No.523 DEMPSEY Danny</b>					
1	25.184	27.440	24.038	1:16.662	103
2	23.802	25.794	23.723	1:13.319	100
3	24.236	25.822	23.484	1:13.542	102
4	23.189	25.876	23.588	1:12.653	102
5	23.297	25.601	23.603	1:12.501	100
6	24.438	27.193	23.961	1:15.592	101

Laps	Sector 1	Sector 2	Sector 3	Lap Time	Spd
<b>No.526 ZIARKO Stanislaw</b>					
1	25.789	28.211	24.038	1:18.038	103
2	24.190	26.543	23.655	1:14.388	102
3	23.847	26.279	23.760	1:13.886	102
4	23.628	26.490	23.765	1:13.883	102
5	23.681	31.047	24.457	1:19.185	98
6	23.845	26.038	23.802	1:13.685	98

Laps	Sector 1	Sector 2	Sector 3	Lap Time	Spd
<b>No.528 SMITH Blair</b>					
1	25.570	26.751	24.102	1:16.423	103
2	23.697	25.713	23.632	1:13.042	102
3	23.699	25.748	23.877	1:13.324	97
4	23.886	26.082	23.600	1:13.568	102

Laps	Sector 1	Sector 2	Sector 3	Lap Time	Spd
5	23.277	25.608	23.624	1:12.509	99
6	24.416	26.829	24.270	1:15.515	96

Laps	Sector 1	Sector 2	Sector 3	Lap Time	Spd
<b>No.530 IBBOTSON Zachary</b>					
1	26.082	27.906	24.182	1:18.170	100
2	23.753	25.842	24.111	1:13.706	103
3	24.213	25.872	23.796	1:13.881	100
4	24.218	26.574	23.837	1:14.629	100
5	23.644	25.794	23.676	1:13.114	101
6	24.005	26.249	23.906	1:14.160	102

Laps	Sector 1	Sector 2	Sector 3	Lap Time	Spd
<b>No.536 MOULIN Nino</b>					
1	24.493	25.844	23.410	1:13.747	101
2	23.254	25.413	23.499	1:12.166	100
3	23.260	25.364	23.540	1:12.164	100
4	23.272	25.486	23.509	1:12.267	103
5	23.139	25.600	23.592	1:12.331	98
6	23.342	26.598	23.840	1:13.780	100

Laps	Sector 1	Sector 2	Sector 3	Lap Time	Spd
<b>No.539 COBY Christian</b>					
1	24.706	26.491	23.617	1:14.814	101
2	23.164	25.607	23.295	1:12.066	104
3	23.233	25.295	23.367	1:11.895	101
4	23.006	25.205	23.341	1:11.552	102
5	23.472	25.579	23.917	1:12.968	101
6	23.524	26.009	33.384	1:22.917	85

Laps	Sector 1	Sector 2	Sector 3	Lap Time	Spd
<b>No.542 CACHAFEIRO Tony</b>					
1	24.649	26.631	23.585	1:14.865	103
2	23.320	25.454	23.394	1:12.168	104
3	23.580	25.364	23.340	1:12.284	102
4	23.104	25.513	23.359	1:11.976	101
5	23.611	25.448	23.739	1:12.798	104
6	23.492	25.809	25.076	1:14.377	97

Laps	Sector 1	Sector 2	Sector 3	Lap Time	Spd
<b>No.543 CAMPOS GARCIA Alejandro</b>					
1	26.122	27.571	23.682	1:17.375	104
2	23.582	26.435	23.368	1:13.385	104
3	23.686	25.548	23.271	1:12.505	104
4	23.153	25.470	23.474	1:12.097	103
5	23.198	25.448	23.462	1:12.108	101
6	23.351	26.141	23.654	1:13.146	101

Laps	Sector 1	Sector 2	Sector 3	Lap Time	Spd
<b>No.544 NEKMOUCHE Neil</b>					
1	25.377	27.393	24.297	1:17.067	103
2	23.299	26.358	23.915	1:13.572	100

Laps	Sector 1	Sector 2	Sector 3	Lap Time	Spd
3	24.404	25.960	24.128	1:14.492	97
4	23.841	26.381	23.812	1:14.034	101
5	23.790	25.943	23.832	1:13.565	101
6	23.872	26.429	23.821	1:14.122	100



Laps	Sector 1	Sector 2	Sector 3	Lap Time	Spd
<b>No.546 BLAIR Charlie</b>					
1	26.452	28.472	23.924	1:18.848	103
2	23.680	25.964	23.670	1:13.314	103
3	24.499	26.037	23.534	1:14.070	103
4	23.750			1:16.634	97
5	23.717	25.854	24.064	1:13.635	97
6	23.742	25.792	23.847	1:13.381	98

Laps	Sector 1	Sector 2	Sector 3	Lap Time	Spd
<b>No.547 CAREY Ian</b>					
1	25.302	27.210	23.710	1:16.222	103
2	23.645	26.295	23.617	1:13.557	102
3	23.653	25.525	23.348	1:12.526	104
4	23.285	25.490	23.438	1:12.213	103
5	23.397	25.443	23.451	1:12.291	102
6	23.205	25.938	23.698	1:12.841	100

Laps	Sector 1	Sector 2	Sector 3	Lap Time	Spd
<b>No.549 VAELO Eydan</b>					
1	25.524	27.388	24.222	1:17.134	103
2	23.813	26.372	23.456	1:13.641	103
3	23.719	25.747	23.540	1:13.006	101
4	23.209	25.667	23.624	1:12.500	99
5	23.741	25.514	23.604	1:12.859	101
6	24.686	28.108	24.413	1:17.207	99

Laps	Sector 1	Sector 2	Sector 3	Lap Time	Spd
<b>No.552 CRUZ SÁNCHEZ Max</b>					
1	26.048	27.492	23.976	1:17.516	101
2	23.501	26.798	24.050	1:14.349	98
3	24.221	25.780	23.965	1:13.966	100
4	23.736	26.567	23.610	1:13.913	102
5	23.156	25.512	23.480	1:12.148	103
6	23.307	26.664	23.975	1:13.946	98

Laps	Sector 1	Sector 2	Sector 3	Lap Time	Spd
<b>No.554 NOBS Mathis</b>					
1	25.512	27.571	24.423	1:17.506	102
2	23.275	26.721	23.790	1:13.786	102
3	23.568	25.888	24.624	1:14.080	102
4	23.580	26.353	23.632	1:13.565	102
5	23.093	25.538	23.521	1:12.152	102
6	23.445	26.495	24.390	1:14.330	99

Timekeeper  Race Director 



## X30 MINI

### Qualifying Heat D-F Analysis

For information purposes. No official / regulatory value

Laps	Sector 1	Sector 2	Sector 3	Lap Time	Spd
<b>No.557 CORREIA Kiko</b>					
1	24.420	25.882	23.754	1:14.056	101
2	23.338	25.647	23.710	1:12.695	100
3	24.044	25.445	23.622	1:13.111	102
4	23.201	25.391	23.336	1:11.928	104
5	23.632	25.478	23.340	1:12.450	104
6	23.258	25.844	24.332	1:13.434	100

Laps	Sector 1	Sector 2	Sector 3	Lap Time	Spd
<b>No.567 VENANT Antoine Sylva</b>					
1	24.093	25.475	23.610	1:13.178	101
2	23.127	25.361	23.340	1:11.828	103
3	23.027	25.317	23.319	1:11.663	103
4	22.988	25.300	23.386	1:11.674	102
5	23.623	25.929	23.609	1:13.161	101
6	24.189	26.970	23.997	1:15.156	103

Laps	Sector 1	Sector 2	Sector 3	Lap Time	Spd
<b>No.568 DAVIDSON Alfie</b>					
1	25.970	26.851	23.856	1:16.677	103
2	23.436	25.668	23.623	1:12.727	102
3	23.451	25.507	23.548	1:12.506	99
4	23.401	25.455	23.603	1:12.459	99
5	23.313	25.459	23.558	1:12.330	101
6	23.203	25.442	23.835	1:12.480	98

Laps	Sector 1	Sector 2	Sector 3	Lap Time	Spd
<b>No.573 ELGAHOUDI Nahyl</b>					
1	25.234	26.623	23.804	1:15.661	103
2	23.378	25.561	23.564	1:12.503	101
3	23.154	25.562	23.493	1:12.209	100
4	23.338	25.606	23.569	1:12.513	99
5	23.357	25.725	23.713	1:12.795	99
6	23.287	25.812	23.549	1:12.648	100

Laps	Sector 1	Sector 2	Sector 3	Lap Time	Spd
<b>No.574 PERICO Niccolo</b>					
1	25.468	26.579	23.970	1:16.017	102
2	23.145	25.608	23.425	1:12.178	102
3	23.038	25.250	23.270	1:11.558	103
4	23.004	25.258	23.231	1:11.493	104
5	23.414	25.258	23.451	1:12.123	103
6	23.098	25.949	23.997	1:13.044	100

Laps	Sector 1	Sector 2	Sector 3	Lap Time	Spd
<b>No.588 PELFRENE Téo</b>					
1	26.942	28.013	24.023	1:18.978	103
2	23.386	25.977	23.833	1:13.196	103
3	23.974	26.021	23.818	1:13.813	102
4	23.588	26.538	23.827	1:13.953	99

Laps	Sector 1	Sector 2	Sector 3	Lap Time	Spd
5	24.617	25.861	23.782	1:14.260	100
6	23.581	26.051	23.982	1:13.614	98

Laps	Sector 1	Sector 2	Sector 3	Lap Time	Spd
<b>No.589 CLARKE George</b>					
1	25.038	26.165	23.676	1:14.879	104
2	23.216	25.457	23.394	1:12.067	103
3	23.817	25.277	23.255	1:12.349	103
4	23.026	25.510	23.429	1:11.965	102
5	23.249	25.423	23.309	1:11.981	101
6	23.259	25.990	23.904	1:13.153	103

Laps	Sector 1	Sector 2	Sector 3	Lap Time	Spd
<b>No.590 BABICEK Zdenek</b>					
1	24.235	25.566	23.504	1:13.305	101
2	23.154	25.352	23.318	1:11.824	103
3	23.053	25.311	23.296	1:11.660	103
4	23.010	25.302	23.364	1:11.676	102
5	23.645	25.929	23.588	1:13.162	101
6	24.211	26.801	24.073	1:15.085	97

Laps	Sector 1	Sector 2	Sector 3	Lap Time	Spd
<b>No.594 PATTISON Colbe</b>					
1	24.375	25.641	23.428	1:13.444	103
2	23.192	25.331	23.282	1:11.805	103
3	23.104	25.311	23.247	1:11.662	103
4	23.026	25.360	23.289	1:11.675	103
5	23.446	26.138	23.580	1:13.164	101
6	24.148	26.886	24.068	1:15.102	98

Laps	Sector 1	Sector 2	Sector 3	Lap Time	Spd
<b>No.595 KWONG Mason Alexander</b>					
1	27.487	28.237	23.934	1:19.658	102
2	23.821	26.231	23.832	1:13.884	102
3	24.546	25.989	23.780	1:14.315	100
4	23.513	26.390	23.693	1:13.596	102
5	23.695	26.384	23.745	1:13.824	102
6	23.954	27.741	24.041	1:15.736	98



Laps	Sector 1	Sector 2	Sector 3	Lap Time	Spd
<b>No.601 CORNIL Milo</b>					
1	26.028	27.166	24.136	1:17.330	103
2	23.758	27.338	24.062	1:15.158	102
3	25.093	26.233	23.775	1:15.101	101
4	23.581	27.050	23.878	1:14.509	100
5	23.923	25.892	23.715	1:13.530	103
6	23.891	26.641	23.896	1:14.428	100

Laps	Sector 1	Sector 2	Sector 3	Lap Time	Spd
<b>No.604 STEWART Johnston</b>					
1	25.049	26.581	23.720	1:15.350	103
2	23.402	25.508	23.603	1:12.513	100

Laps	Sector 1	Sector 2	Sector 3	Lap Time	Spd
3	23.485	25.375	23.479	1:12.339	101
4	23.578	25.485	23.554	1:12.617	100
5	23.377	25.501	23.662	1:12.540	100
6	23.380	25.719	24.239	1:13.338	96

Laps	Sector 1	Sector 2	Sector 3	Lap Time	Spd
<b>No.613 KONOVALOV Artur</b>					
1	26.312	28.100	24.114	1:18.526	103
2	24.203	26.217	23.650	1:14.070	102
3	23.918	26.109	24.119	1:14.146	102
4	23.528	26.603	23.960	1:14.091	101
5	23.582	25.989	23.741	1:13.312	102
6	23.799	26.916	23.874	1:14.589	98

Laps	Sector 1	Sector 2	Sector 3	Lap Time	Spd
<b>No.688 LAWRENCE Ava</b>					
1	26.831	28.179	23.977	1:18.987	103
2	23.477	25.798	23.855	1:13.130	103
3	24.600	25.906	23.567	1:14.073	103
4	23.598	26.736	23.595	1:13.929	102
5	23.956	25.828	23.674	1:13.458	99
6	24.998	27.194	23.738	1:15.930	101

Timekeeper  Race Director 

31 <sup>th</sup>	<b>573</b> ELGAHOUDI Nahyl KR		<b>16</b>			
29 <sup>th</sup>	<b>547</b> CAREY Ian KR		<b>15</b>	<b>544</b> NEKMOUCHE Neil FORMULE K		30 <sup>th</sup>
27 <sup>th</sup>	<b>530</b> IBBOTSON Zachary KR		<b>14</b>	<b>526</b> ZIARKO Stanislaw PAROLIN		28 <sup>th</sup>
25 <sup>th</sup>	<b>546</b> BLAIR Charlie KR		<b>13</b>	<b>613</b> KONOVALOV Artur FA ALONSO KART		26 <sup>th</sup>
23 <sup>th</sup>	<b>512</b> LAZARUS Alexander Parakram ENERGY		<b>12</b>	<b>554</b> NOBS Mathis OTK		24 <sup>th</sup>
21 <sup>th</sup>	<b>574</b> PERICO Niccolo ENERGY CORSE		<b>11</b>	<b>688</b> LAWRENCE Ava KART REPUBLIC		22 <sup>th</sup>
19 <sup>th</sup>	<b>523</b> DEMPSEY Danny KR		<b>10</b>	<b>588</b> PELFRENE Téo BIREL ART		20 <sup>th</sup>
17 <sup>th</sup>	<b>595</b> KWONG Mason Alexander FALCON		<b>9</b>	<b>552</b> CRUZ SÁNCHEZ Max TBA		18 <sup>th</sup>
15 <sup>th</sup>	<b>589</b> CLARKE George KR		<b>8</b>	<b>568</b> DAVIDSON Alfie KR		16 <sup>th</sup>
13 <sup>th</sup>	<b>543</b> CAMPOS GARCIA Alejandro PAROLIN		<b>7</b>	<b>518</b> HOUSE George ENERGY CORSE		14 <sup>th</sup>
11 <sup>th</sup>	<b>549</b> VAELO Eydan PAROLIN		<b>6</b>	<b>528</b> SMITH Blair KR		12 <sup>th</sup>
9 <sup>th</sup>	<b>536</b> MOULIN Nino FORMULA K		<b>5</b>	<b>601</b> CORNIL Milo REDSPEED		10 <sup>th</sup>
7 <sup>th</sup>	<b>557</b> CORREIA Kiko ALONSO KART		<b>4</b>	<b>542</b> CACHAFEIRO Tony KR		8 <sup>th</sup>
5 <sup>th</sup>	<b>567</b> VENANT Antoine Sylva KR		<b>3</b>	<b>539</b> COBY Christian KR		6 <sup>th</sup>
3 <sup>rd</sup>	<b>590</b> BABICEK Zdenek MS KART		<b>2</b>	<b>604</b> STEWART Johnston KR		4 <sup>th</sup>
1 <sup>st</sup>	<b>594</b> PATTISON Colbe KR		<b>1</b>	<b>513</b> LONGHITANO Aurelio PAROLIN		2 <sup>nd</sup>

POLE POSITION



Start : 29/11 - 09:00 6 Laps = 10.194 km

Steward #1

Steward #2

Steward #3

IAME Warrior Final 2024: Zuera (ESP) 26/11 - 06/12/2024

Page 1 / 1

IAME Karting

Apex Timing GoRacing

Rnk	No.	Competitor	Driver	D. Nat	Equipment	Laps	Gap	Interv.	Best lap	Penalty	Spd	Points
1	578	AXION RACING	SCHELVIS Abraham		FA	6			1:11.738		104.7	0
2	510	FUSION MOTORSPORT	WILLIAMS Harry		KR	6	0.299	0.299	1:11.796		104.3	2
3	545	BOUCHARD	BOUCHARD Antton		ALONSO KART	6	1.313	1.014	1:11.654		104.1	3
4	538	MONLAU MOTORSPORT	PERELLÓ Álvaro		ALONSO KART	6	1.356	0.043	1:11.655		104.5	4
5	591	PB KART	DOILLON Lucas		KR	6	1.998	0.642	1:11.852		104.5	5
6	548	FUSION MOTORSPORT	HIBBERT Mayson		KR	6	2.215	0.217	1:12.024		102.9	6
7	582	SPIRIT-KARTING.CH	BRAGEOT Mattis		PAROLIN	6	2.305	0.090	1:11.152		103.4	7
8	598	FALCON RACING TEAM	MCCLOUGHRY Ben		FALCON	6	2.448	0.143	1:12.148		102.7	8
9	558	SPIRIT-KARTING.CH	BUHOFER SUNDRANI Aaron		PAROLIN	6	6.261	3.813	1:11.957		105.2	9
10	611	XCEL	SAMUEL Hugon		KR	6	6.530	0.269	1:11.635	+5.000	102.5	10
11	577	EUROKARTING	GRIGNET Noah		REDSPEED	6	6.705	0.175	1:11.745	+5.000	103.8	11
12	519	EGP RACING TEAM	BECU Milan		PAROLIN	6	6.734	0.029	1:12.621		103.7	12
13	587	XCEL	AUGUSTIN Baptiste		ENERGY	6	7.282	0.548	1:11.872	+5.000	102.0	13
14	555	MEGAKART DZ	SRYSER AISSA Roslan		SODI	6	7.485	0.203	1:12.270		103.1	14
15	565	TEAM PRO-KARTING	GLENDÉ Vebjørn		DR RACING KART	6	7.507	0.022	1:12.354		103.4	15
16	560	FUSION MOTORSPORT	PERUZZI Achilles		KR	6	7.756	0.249	1:11.994		103.8	16
17	516	SK SERVICE	SØRLIE SMISTAD Ole Alexander		FALCON	6	10.180	2.424	1:12.806		101.9	17
18	527	FUSION MOTORSPORT	MUSK Harley		KR	6	11.633	1.453	1:12.789		103.5	18
19	607	CLUB KALI KART	MIQUEL PRIETO Jorge		TBC	6	11.929	0.296	1:12.930		103.2	19
20	551	KALI KART BY JORGE PESCADOR	SARLAS Alessandro		KALI KART	6	12.398	0.469	1:12.618		100.9	20
21	564	EUROKARTING	LUIS Paternotte		LN	6	12.517	0.119	1:12.999		101.8	21
22	531	KALI KART	ORELLANA Anaís		KALI KART	6	15.426	2.909	1:13.651		99.9	22
23	575	AUTO CLUB RC2 VALLES	PADOVANI Nahil		OTK	6	15.495	0.069	1:13.455		102.7	23
24	515	FALCON RACING TEAM	GHARIB Kevin		FALCON	6	15.932	0.437	1:13.659		102.1	24
25	596	ESCOLA DE KART DO OESTE	MORGADO Guilherme		BIRELART	6	16.213	0.281	1:13.857		102.6	25
26	566	MDC RACING	DE CORDOVA Emilio		KR	6	16.287	0.074	1:13.190		99.5	26
27	524	JAMIE GREEN RACING	ILYAS Sami		KR	6	17.107	0.820	1:12.939	+5.000	102.6	27
28	606	RSD KARTING	MOUCHE Matisse		KOSMIC	6	19.340	2.233	1:13.246	+5.000	100.6	28
29	517	FALCON RACING TEAM	ENGAN AASEN Markus		FALCON	6	20.261	0.921	1:12.797	+5.000	104.0	29
30	599	SERGIO RODRIGUES	RODRIGUES Martin		TBC	5	1 Lap	1 Lap	1:21.581		94.4	30
31	569	GÅ'CO RACING	LØFSHUS Lucas Emil		SODI	4	2 Laps	1 Lap	1:12.921		100.0	31
32	533	SK SERVICE	NORDVANG Jenny Kvakkestad		KR	0	6 Laps	4 Laps				32

No.611 SAMUEL Hugon : 5 sec time penalty for incorrectly installed Front Fairing or incorrect position of front fairing. According to Stewards' Decision No.126-611.

No.577 GRIGNET Noah : 5 sec time penalty for incorrectly installed Front Fairing or incorrect position of front fairing. According to Stewards' Decision No.126-577.

No.587 AUGUSTIN Baptiste : 5 sec time penalty for incorrectly installed Front Fairing or incorrect position of front fairing. According to Stewards' Decision No.126-587.

No.524 ILYAS Sami : 5 sec time penalty for incorrectly installed Front Fairing or incorrect position of front fairing. According to Stewards' Decision No.126-524.

No.606 MOUCHE Matisse : 5 sec time penalty for incorrectly installed Front Fairing or incorrect position of front fairing. According to Stewards' Decision No.126-606.

No.517 ENGAN AASEN Markus : 5 sec time penalty in the above mentioned session - Warning Flag after the session (art. 24.2 Sporting Regulations). According to Stewards' Decision No.125.

Leaders : No.578 SCHELVIS Abraham (1-1) / No.510 WILLIAMS Harry (2-3) / No.545 BOUCHARD Antton (4-4) / No.510 WILLIAMS Harry (5-5) / No.578 SCHELVIS Abraham (6-6)

Start Time : 29/11 - 11:28:58

Best lap : No.582 BRAGEOT Mattis 1:11.152 85.96 kph

Weather : Overcast Air : 4°C Track : Drying

Previous Event Record : No.507 GRANQUIST Ludwig 1:11.373 85.70 kph

Steward #1

Steward #2

Steward #3

IAME Warrior Final 2024: Zuera (ESP) 26/11 - 06/12/2024

Page 1 / 1

Apex Timing GoRacing

DOCUMENT N° 125

## DÉCISION DES COMMISSAIRES SPORTIFS STEWARDS' DECISION

PÉNALITÉ INFLIGÉE AU CONCURRENT (NOM) : **FALCON RACING TEAM**  
PENALTY INFLICTED UPON THE COMPETITOR (NAME):

NATIONALITÉ / NATIONALITY:

N°: **517**  
No.:

PILOTE : **ENGAN AASEN Markus**  
DRIVER :

Concerne la partie de la compétition **X30 MINI - Qualifying Heat B-E**  
Concerns the part of the competition :

### ÉNONCÉ / STATEMENT:

**5 sec time penalty in the above mentioned session**

### MOTIF / REASON:

The Driver no. 517 caused a contact with kart no. 569 near MP 6 in lap 5. The driver concerned forced kart no 569 to spin (reported by Judge of Facts after video control, requested by Race Director, Doc n° 110). Having considered the report concerned and relevant video sequence the Stewards judged this incident as a violation against the article 25.1 of the Championship Sporting Regulations and art. 3.2.6.e of the 2024 Karting Code of Driving Conduct. The Competitor is reminded that, in accordance with art. 12.3.4 of the 2024 FIA International Sporting Code and art. 25.2 of the Championship Sporting Regulations the above penalty is not susceptible to appeal.

**Décision annoncée**  
**Decision announced**

Date / Date: **29/11/2024**

Heure / Time: **11:42**

Nom / Name

Signature

Président du Collège / Chairman of the Panel:

**Kris LAMBRECHT (BEL)**



Membres du Collège / Members of the Panel:

**Manuel BERNABÉ (ESP)**



**Pere SAURA (ESP)**



### NOTIFICATION AU CONCURRENT CONCERNÉ / NOTIFICATION TO THE RELEVANT COMPETITOR

Je soussigné :

*I undersigned:* Nom personnel / personal name

Représentant du Concurrent : **FALCON RACING TEAM**

*Representing the Competitor:* Nom du Concurrent / Competitor name

Certifie avoir reçu notification du document N° **125** des Commissaires Sportifs de la Compétition  
*Certify that I have been notified of document No.* **125** *by the Stewards of the Competition.*

Date :

Heure / Time:

Signature :

## X30 MINI

### Qualifying Heat B-E Lap Chart

For information purposes. No official / regulatory value

	1	2	3	4	5	6	7	8	9	10	11	12	13	14	15	16	17	18	19	20	21	22	23	24	25	26	27	28	29	30	31	32
Grid	578	582	510	591	545	538	548	519	587	527	611	598	565	558	577	560	516	517	551	569	606	564	607	596	515	566	599	531	575	524	555	533
Start	582	578	591	510	538	545	519	548	527	587	598	611	558	565	577	560	516	517	551	606	607	569	564	515	596	531	524	566	<del>533</del>	575	555	599
Lap 1 Interval	578	510	545	591	538	548	611	577	598	587	519	527	558	517	582	565	516	551	560	596	555	569	524	531	564	606	607	515	575	566	599	
		0.1	0.2	0.6	0.0	0.4	0.1	0.2	0.3	0.6	0.0	0.0	0.3	0.0	0.4	0.0	0.4	0.2	0.3	0.0	0.0	0.3	1.0	0.1	0.1	0.6	0.0	0.4	0.0	0.5	25.8	
Lap 2	510	578	545	591	538	611	548	577	598	587	519	517	582	527	565	558	560	555	551	516	569	524	596	564	531	607	606	515	575	566	599	
		0.0	0.1	0.0	0.0	1.0	0.1	0.0	0.4	0.7	0.8	0.3	0.0	0.3	0.2	0.6	0.0	0.7	0.0	0.1	0.1	0.9	0.2	0.0	0.4	0.0	0.8	0.0	0.0	1.2	1:18	
Lap 3	510	578	545	591	538	611	577	548	598	587	582	517	519	565	527	558	560	555	551	516	569	524	564	607	531	606	596	515	575	566	599	
		0.0	0.3	0.0	0.0	0.9	0.0	0.2	0.4	0.6	0.7	1.1	0.0	0.0	0.2	0.0	0.0	0.9	0.4	0.3	0.2	1.3	0.0	0.4	0.7	0.6	0.0	0.2	0.0	1.7	1:48	
Lap 4	545	510	538	578	591	611	577	548	598	587	582	519	558	565	560	555	516	517	527	551	<del>569</del>	524	607	564	531	606	596	575	515	566	599	
		0.0	0.0	0.0	0.3	0.5	0.1	0.4	0.7	0.3	0.4	2.4	0.7	0.0	0.1	0.3	1.6	0.3	0.0	0.2	0.3	0.0	0.4	0.2	1.8	0.2	0.0	0.0	0.5	0.9	1:56	
Lap 5	510	578	538	545	591	611	577	548	582	587	598	558	519	565	555	560	516	527	551	524	607	564	606	531	517	596	575	515	566	<del>599</del>		
		0.0	0.0	0.5	0.0	0.1	0.2	1.0	0.3	0.2	0.1	3.6	0.3	0.4	0.1	0.2	2.2	0.8	0.0	0.7	0.0	0.2	1.7	0.8	0.0	0.0	0.1	0.2	0.8	2:10		
Lap 6	578	510	545	538	611	577	591	548	587	582	598	558	519	555	565	560	516	527	607	524	551	564	606	517	531	575	515	596	566			
		0.2	1.0	0.0	0.1	0.1	0.2	0.2	0.0	0.0	0.1	3.8	0.4	0.7	0.0	0.2	2.4	1.4	0.2	0.1	0.2	0.1	1.8	0.9	0.1	0.0	0.4	0.2	0.0			

Timekeeper 

Race Director 



## X30 MINI

### Qualifying Heat B-E Analysis

For information purposes. No official / regulatory value

Laps	Sector 1	Sector 2	Sector 3	Lap Time	Spd
<b>No.510 WILLIAMS Harry</b>					
1	24.346	25.835	23.581	1:13.762	101
2	23.447	25.513	23.395	1:12.355	102
3	23.059	25.437	23.462	1:11.958	103
4	23.029	25.423	23.633	1:12.085	104
5	23.018	25.425	23.353	1:11.796	102
6	24.204	25.449	23.480	1:13.133	100

Laps	Sector 1	Sector 2	Sector 3	Lap Time	Spd
<b>No.515 GHARIB Kevin</b>					
1	27.442	28.475	24.773	1:20.690	99
2	23.734	26.185	23.841	1:13.760	102
3	24.010	25.986	23.758	1:13.754	99
4	24.179	26.075	23.982	1:14.236	99
5	23.701	26.328	23.851	1:13.880	98
6	23.822	26.014	23.823	1:13.659	99

Laps	Sector 1	Sector 2	Sector 3	Lap Time	Spd
<b>No.516 SØRLIE SMISTAD Ole Alexander</b>					
1	26.534	27.075	23.900	1:17.509	101
2	23.494	26.273	24.664	1:14.431	100
3	23.570	25.621	23.615	1:12.806	102
4	23.499	26.380	23.710	1:13.589	100
5	23.713	25.763	23.685	1:13.161	100
6	23.481	25.821	23.733	1:13.035	100

Laps	Sector 1	Sector 2	Sector 3	Lap Time	Spd
<b>No.517 ENGAN AASEN Markus</b>					
1	26.393	26.314	23.865	1:16.572	103
2	23.627	25.952	23.477	1:13.056	103
3	23.344	25.574	23.879	1:12.797	98
4	24.763	27.704	23.716	1:16.183	102
5	24.536	29.325	23.692	1:17.553	98
6	23.762	25.804	23.858	1:13.424	98

Laps	Sector 1	Sector 2	Sector 3	Lap Time	Spd
<b>No.519 BECU Milan</b>					
1	26.417	26.097	23.988	1:16.502	103
2	23.563	25.761	23.842	1:13.166	98
3	23.722	25.867	23.639	1:13.228	102
4	23.298	25.683	23.839	1:12.820	98
5	23.641	25.612	23.847	1:13.100	100
6	23.436	25.494	23.691	1:12.621	100

Laps	Sector 1	Sector 2	Sector 3	Lap Time	Spd
<b>No.524 ILYAS Sami</b>					
1	26.929	27.659	24.201	1:18.789	99
2	23.688	25.897	23.934	1:13.519	99
3	23.825	25.683	23.730	1:13.238	102
4	23.408	25.733	23.798	1:12.939	101

Laps	Sector 1	Sector 2	Sector 3	Lap Time	Spd
5	23.887	26.515	23.523	1:13.925	102
6	23.495	25.659	24.092	1:13.246	102

Laps	Sector 1	Sector 2	Sector 3	Lap Time	Spd
<b>No.527 MUSK Harley</b>					
1	26.663	26.044	23.803	1:16.510	103
2	24.093	25.942	23.789	1:13.824	101
3	23.540	25.530	23.719	1:12.789	102
4	24.266	27.892	23.708	1:15.866	102
5	24.182	25.716	23.746	1:13.644	99
6	24.196	25.713	23.739	1:13.648	99

Laps	Sector 1	Sector 2	Sector 3	Lap Time	Spd
<b>No.531 ORELLANA Anaís</b>					
1	26.849	27.555	24.594	1:18.998	99
2	24.225	26.098	23.796	1:14.119	99
3	23.964	25.985	23.799	1:13.748	98
4	24.074	26.046	24.129	1:14.249	97
5	24.257	26.115	23.903	1:14.275	98
6	23.941	25.843	23.867	1:13.651	99

Laps	Sector 1	Sector 2	Sector 3	Lap Time	Spd
<b>No.538 PERELLÓ Álvaro</b>					
1	25.338	25.797	23.474	1:14.609	103
2	23.126	25.515	23.211	1:11.852	104
3	23.302	25.433	23.341	1:12.076	104
4	23.051	25.387	23.217	1:11.655	104
5	23.342	25.221	23.292	1:11.855	104
6	24.337	26.080	23.657	1:14.074	101

Laps	Sector 1	Sector 2	Sector 3	Lap Time	Spd
<b>No.545 BOUCHARD Antton</b>					
1	24.378	25.914	23.619	1:13.911	101
2	23.434	25.615	23.353	1:12.402	104
3	23.056	25.478	23.543	1:12.077	103
4	22.890	25.313	23.451	1:11.654	104
5	23.638	25.533	23.336	1:12.507	103
6	23.878	25.930	23.688	1:13.496	99

Laps	Sector 1	Sector 2	Sector 3	Lap Time	Spd
<b>No.548 HIBBERT Mayson</b>					
1	25.223	26.176	23.563	1:14.962	101
2	23.686	25.479	23.437	1:12.602	102
3	23.390	25.390	23.367	1:12.147	102
4	23.171	25.344	23.509	1:12.024	101
5	23.235	25.494	23.539	1:12.268	100
6	23.594	25.490	23.794	1:12.878	101

Laps	Sector 1	Sector 2	Sector 3	Lap Time	Spd
<b>No.551 SARLAS Alessandro</b>					
1	26.792	26.959	23.871	1:17.622	100
2	24.193	25.778	24.134	1:14.105	97

Laps	Sector 1	Sector 2	Sector 3	Lap Time	Spd
3	23.489	25.535	23.594	1:12.618	99
4	23.883	26.819	23.760	1:14.462	100
5	24.139	25.664	23.724	1:13.527	100
6	24.425	25.781	24.110	1:14.316	98



Laps	Sector 1	Sector 2	Sector 3	Lap Time	Spd
<b>No.555 SRYER AISSA Roslan</b>					
1	25.874	26.820	24.106	1:16.800	103
2	23.449	25.661	24.448	1:13.558	100
3	23.347	25.445	23.478	1:12.270	101
4	23.323	25.843	23.501	1:12.667	102
5	23.207	25.779	23.424	1:12.410	103
6	23.688	25.545	23.523	1:12.756	99

Laps	Sector 1	Sector 2	Sector 3	Lap Time	Spd
<b>No.558 BUHOFER SUNDRANI Aaron</b>					
1	26.683	26.370	23.654	1:16.707	103
2	23.939	26.539	23.933	1:14.411	103
3	23.094	25.412	23.451	1:11.957	105
4	24.167	25.436	23.565	1:13.168	100
5	23.247	25.379	23.455	1:12.081	100
6	23.393	25.513	23.542	1:12.448	100

Laps	Sector 1	Sector 2	Sector 3	Lap Time	Spd
<b>No.560 PERUZZI Achilles</b>					
1	27.353	27.182	23.628	1:18.163	101
2	23.399	25.621	23.886	1:12.906	103
3	23.180	25.434	23.380	1:11.994	104
4	24.145	25.507	23.637	1:13.289	101
5	23.464	26.054	23.474	1:12.992	102
6	23.673	25.579	23.562	1:12.814	100

Laps	Sector 1	Sector 2	Sector 3	Lap Time	Spd
<b>No.564 LUIS Paternotte</b>					
1	27.477	28.125	24.048	1:19.650	101
2	23.778	25.969	23.727	1:13.474	101
3	23.748	25.693	23.558	1:12.999	102
4	23.651	26.172	23.815	1:13.638	101
5	23.380	26.521	23.606	1:13.507	101
6	23.460	26.018	23.841	1:13.319	99

Laps	Sector 1	Sector 2	Sector 3	Lap Time	Spd
<b>No.565 GLENDE Vebjørn</b>					
1	26.842	26.649	23.689	1:17.180	100
2	23.626	26.008	23.579	1:13.213	101
3	23.238	25.693	23.423	1:12.354	103
4	24.021	25.690	23.831	1:13.542	98
5	23.484	25.647	23.612	1:12.743	100
6	23.716	25.623	23.621	1:12.960	97

Timekeeper  Race Director 

## X30 MINI

### Qualifying Heat B-E Analysis

For information purposes. No official / regulatory value

Laps	Sector 1	Sector 2	Sector 3	Lap Time	Spd	Laps	Sector 1	Sector 2	Sector 3	Lap Time	Spd	Laps	Sector 1	Sector 2	Sector 3	Lap Time	Spd
<b>No.566 DE CORDOVA Emilio</b>						<b>No.587 AUGUSTIN Baptiste</b>						<b>No.607 MIQUEL PRIETO Jorge</b>					
1	26.867	28.752	24.943	1:20.562	99	1	26.550	25.997	23.796	1:16.343	101	6	23.731	25.780	23.860	1:13.371	98
2	24.179	26.216	24.025	1:14.420	99	2	23.415	25.503	23.458	1:12.376	100	<b>No.607 MIQUEL PRIETO Jorge</b>					
3	23.962	26.071	24.137	1:14.170	99	3	23.335	25.285	23.479	1:12.099	100	1	29.054	27.108	24.201	1:20.363	99
4	23.771	25.762	23.955	1:13.488	99	4	23.262	25.237	23.397	1:11.896	101	2	23.615	25.951	23.732	1:13.298	99
5	23.799	26.049	23.870	1:13.718	99	5	23.144	25.284	23.444	1:11.872	101	3	23.684	25.753	23.493	1:12.930	101
6	23.557	25.805	23.828	1:13.190	92	6	23.309	25.250	23.742	1:12.301	99	4	23.331	25.979	23.656	1:12.966	101
<b>No.569 LØFSHUS Lucas Emil</b>						<b>No.591 DOILLON Lucas</b>						<b>No.611 SAMUEL Hugon</b>					
1	26.968	27.177	24.135	1:18.280	99	1	25.169	25.838	23.604	1:14.611	102	1	25.716	25.909	23.339	1:14.964	102
2	23.669	26.288	23.633	1:13.590	100	2	23.110	25.434	23.308	1:11.852	104	2	23.448	25.435	23.421	1:12.304	99
3	23.609	25.620	23.692	1:12.921	99	3	23.217	25.405	23.454	1:12.076	104	3	23.228	25.333	23.465	1:12.026	100
4	23.699	26.105	24.401	1:14.205	99	4	23.190	25.382	23.531	1:12.103	102	4	23.082	25.201	23.371	1:11.654	100
<b>No.575 PADOVANI Nahil</b>						<b>No.596 MORGADO Guilherme</b>						<b>No.611 SAMUEL Hugon</b>					
1	26.694	28.621	24.495	1:19.810	101	1	26.426	27.066	24.217	1:17.709	98	5	23.232	25.160	23.243	1:11.635	102
2	23.929	26.163	23.655	1:13.747	102	2	23.896	26.616	24.655	1:15.167	101	6	23.731	26.018	23.742	1:13.491	100
3	24.124	25.926	23.670	1:13.720	100	3	24.228	26.402	24.331	1:14.961	96	<b>No.611 SAMUEL Hugon</b>					
4	24.152	25.638	23.898	1:13.688	102	4	23.843	25.951	24.063	1:13.857	102	1	25.716	25.909	23.339	1:14.964	102
5	24.119	26.244	23.805	1:14.168	94	5	23.722	26.098	24.247	1:14.067	93	2	23.448	25.435	23.421	1:12.304	99
6	23.780	25.843	23.832	1:13.455	100	6	24.140	25.965	24.019	1:14.124	101	3	23.228	25.333	23.465	1:12.026	100
<b>No.577 GRIGNET Noah</b>						<b>No.598 MCCLOUGHRY Ben</b>						<b>No.611 SAMUEL Hugon</b>					
1	25.840	25.757	23.537	1:15.134	101	1	26.125	25.893	23.669	1:15.687	100	4	23.082	25.201	23.371	1:11.654	100
2	23.343	25.504	23.393	1:12.240	103	2	23.431	25.431	23.418	1:12.280	101	5	23.232	25.160	23.243	1:11.635	102
3	23.225	25.276	23.361	1:11.862	103	3	24.228	26.402	24.331	1:14.961	96	6	23.731	26.018	23.742	1:13.491	100
4	23.115	25.250	23.403	1:11.768	101	4	23.843	25.951	24.063	1:13.857	102	<b>No.611 SAMUEL Hugon</b>					
5	23.155	25.235	23.355	1:11.745	102	5	23.722	26.098	24.247	1:14.067	93	1	25.716	25.909	23.339	1:14.964	102
6	23.772	25.979	23.627	1:13.378	100	6	24.335	26.033	23.977	1:14.345	97	2	23.448	25.435	23.421	1:12.304	99
<b>No.578 SCHELVIS Abraham</b>						<b>No.599 RODRIGUES Martin</b>						<b>No.611 SAMUEL Hugon</b>					
1	24.274	25.813	23.584	1:13.671	98	1	35.913	34.426	35.018	1:45.357	55	3	23.228	25.333	23.465	1:12.026	100
2	23.686	25.500	23.384	1:12.570	102	2				2:06.854		4	23.082	25.201	23.371	1:11.654	100
3	23.077	25.438	23.447	1:11.962	102	3	2:55.510	28.502	27.443	1:44.601	90	5	23.232	25.160	23.243	1:11.635	102
4	23.043	25.620	23.474	1:12.137	104	4	25.488	29.630	26.463	1:21.581	94	6	23.731	26.018	23.742	1:13.491	100
5	23.110	25.317	23.311	1:11.738	102	5	25.680	30.892	30.807	1:27.379	46	<b>No.611 SAMUEL Hugon</b>					
6	23.860	25.456	23.455	1:12.771	99	6	23.224	25.629	23.436	1:12.289	102	1	25.716	25.909	23.339	1:14.964	102
<b>No.582 BRAGEOT Mattis</b>						<b>No.606 MOUCHE Matisse</b>						<b>No.611 SAMUEL Hugon</b>					
1	27.113	27.067	23.382	1:17.562	102	1	26.759	29.350	24.295	1:20.404	99	2	23.448	25.435	23.421	1:12.304	99
2	23.625	25.709	23.360	1:12.694	103	2	24.054	26.200	23.871	1:14.125	99	3	23.228	25.333	23.465	1:12.026	100
3	23.088	25.228	23.300	1:11.616	101	3	23.909	25.873	23.776	1:13.558	98	4	23.082	25.201	23.371	1:11.654	100
4	23.175	25.190	23.212	1:11.577	102	4	23.685	26.016	24.120	1:13.821	100	5	23.232	25.160	23.243	1:11.635	102
5	23.003	25.084	23.065	1:11.152	102	5	23.567	25.809	23.870	1:13.246	98	6	23.731	26.018	23.742	1:13.491	100
6	23.774	25.386	23.435	1:12.595	103							<b>No.611 SAMUEL Hugon</b>					

Timekeeper  Race Director 

31 <sup>th</sup>	<b>555</b> SRYER AISSA Roslan SODI		<b>16</b>	<b>533</b> NORDVANG Jenny Kvakkestad KR		32 <sup>th</sup>
29 <sup>th</sup>	<b>575</b> PADOVANI Nahil OTK		<b>15</b>	<b>524</b> ILYAS Sami KR		30 <sup>th</sup>
27 <sup>th</sup>	<b>599</b> RODRIGUES Martin TBC		<b>14</b>	<b>531</b> ORELLANA Anaís KALI KART		28 <sup>th</sup>
25 <sup>th</sup>	<b>515</b> GHARIB Kevin FALCON		<b>13</b>	<b>566</b> DE CORDOVA Emilio KR		26 <sup>th</sup>
23 <sup>th</sup>	<b>607</b> MIQUEL PRIETO Jorge TBC		<b>12</b>	<b>596</b> MORGADO Guilherme BIRELART		24 <sup>th</sup>
21 <sup>th</sup>	<b>606</b> MOUCHE Matisse KOSMIC		<b>11</b>	<b>564</b> LUIS Paternotte LN		22 <sup>th</sup>
19 <sup>th</sup>	<b>551</b> SARLAS Alessandro KALI KART		<b>10</b>	<b>569</b> LØFSHUS Lucas Emii SODI		20 <sup>th</sup>
17 <sup>th</sup>	<b>516</b> SØRLIE SMISTAD Ole Alexander FALCON		<b>9</b>	<b>517</b> ENGAN AASEN Markus FALCON		18 <sup>th</sup>
15 <sup>th</sup>	<b>577</b> GRIGNET Noah REDSPEED		<b>8</b>	<b>560</b> PERUZZI Achilleas KR		16 <sup>th</sup>
13 <sup>th</sup>	<b>565</b> GLENDE Vebjørn DR RACING KART		<b>7</b>	<b>558</b> BUHOFFER SUNDRANI Aaron PAROLIN		14 <sup>th</sup>
11 <sup>th</sup>	<b>611</b> SAMUEL Hugon KR		<b>6</b>	<b>598</b> MCCLOUGHRY Ben FALCON		12 <sup>th</sup>
9 <sup>th</sup>	<b>587</b> AUGUSTIN Baptiste ENERGY		<b>5</b>	<b>527</b> MUSK Harley KR		10 <sup>th</sup>
7 <sup>th</sup>	<b>548</b> HIBBERT Mayson KR		<b>4</b>	<b>519</b> BECU Milan PAROLIN		8 <sup>th</sup>
5 <sup>th</sup>	<b>545</b> BOUCHARD Antton ALONSO KART		<b>3</b>	<b>538</b> PERELLÓ Álvaro ALONSO KART		6 <sup>th</sup>
3 <sup>rd</sup>	<b>510</b> WILLIAMS Harry KR		<b>2</b>	<b>591</b> DOILLON Lucas KR		4 <sup>th</sup>
1 <sup>st</sup>	<b>578</b> SCHELVIS Abraham FA		<b>1</b>	<b>582</b> BRAGEOT Mattis PAROLIN		2 <sup>nd</sup>

POLE POSITION



Start : 29/11 - 08:45 6 Laps = 10.194 km

Steward #1

Steward #2

Steward #3

IAME Warrior Final 2024: Zuera (ESP) 26/11 - 06/12/2024

Page 1 / 1

IAME Karting

Apex Timing GoRacing

## X30 MINI

### Qualifying Heat A-E Results

Document 57.1

Subject to scrutineering & sporting investigations

Rnk	No.	Competitor	Driver	D. Nat	Equipment	Laps	Gap	Interv.	Best lap	Penalty	Spd	Points
1	▲2	540 2N RACING	NUVOLINI Many		FK	6			1:11.488		103.4	0
2	▲4	538 MONLAU MOTORSPORT	PERELLÓ Álvaro		ALONSO KART	6	0.632	0.632	1:11.445		104.4	2
3	▼2	507 FALCON RACING TEAM	GRANQUIST Ludwig		FALCON	6	0.705	0.073	1:11.490		104.5	3
4	▲7	502 FUSION MOTORSPORT	SAYER Jarlath		KR	6	2.386	1.681	1:11.869		101.8	4
5	▼3	582 SPIRIT-KARTING.CH	BRAGEOT Mattis		PAROLIN	6	4.975	2.589	1:11.538		104.7	5
6	▲1	585 MONLAU MOTORSPORT	GONZALEZ ELLUL Ivan		ALONSO KART	6	5.049	0.074	1:11.875		104.2	6
7	▲2	586 BIREL ART RACING	MORALES Nuvola		BIREL ART RACING	6	5.078	0.029	1:11.873		104.4	7
8	▲6	558 SPIRIT-KARTING.CH	BUHOFER SUNDRANI Aaron		PAROLIN	6	7.206	2.128	1:12.114		104.6	8
9	▲4	553 KRS KIDS RACING SCHOOL	JIMENEZ GARCIA Adrian		ALONSO KART	6	7.230	0.024	1:12.375		102.8	9
10	▲2	598 FALCON RACING TEAM	MCCLOUGHRY Ben		FALCON	6	7.274	0.044	1:12.293		104.6	10
11	▼6	520 RAM RACING	FERGUSON Daniel		ALONSO KART	6	9.212	1.938	1:12.388		104.4	11
12	▲5	608 EUROKARTING	POINT Alexandre		REDSPEED	6	9.485	0.273	1:12.326		102.6	12
13	▼9	591 PB KART	DOILLON Lucas		KR	6	9.549	0.064	1:12.192		102.6	13
14	▼4	527 FUSION MOTORSPORT	MUSK Harley		KR	6	9.904	0.355	1:12.502		104.3	14
15	▼7	519 EGP RACING TEAM	BECU Milan		PAROLIN	6	10.418	0.514	1:12.497		103.7	15
16	▲7	525 EDMUNDO BONNETT	PEREZ CABELLO Ruben		TBC	6	10.957	0.539	1:12.098		104.3	16
17	▼2	563 MDC RACING	GREILING Bruno		KR	6	10.993	0.036	1:12.908		103.8	17
18	▲11	584 BMR	REILLY Alex		KART REPUBLIC	6	12.997	2.004	1:13.043		104.0	18
19	▲6	609 FALCON RACING TEAM	KARASSAS Simon		FALCON	6	13.203	0.206	1:13.118		103.5	19
20	▼2	517 FALCON RACING TEAM	ENGAN AASEN Markus		FALCON	6	13.806	0.603	1:13.337		102.8	20
21	▲3	596 ESCOLA DE KART DO OESTE	MORGADO Guilherme		BIRELART	6	14.813	1.007	1:13.381		102.6	21
22	▲5	537 C.D. KARTING CEUTI RACING	SEGURA Pablo		KR	6	14.875	0.062	1:12.739		102.6	22
23	▼2	521 FUSION MOTORSPORT	MONTANARI Giuseppe		KR	6	14.937	0.062	1:12.916		103.7	23
24	▲7	556 SPIRIT-KARTING.CH	ITEN Ben		PAROLIN	6	15.117	0.180	1:12.598		102.6	24
25	▼6	570 VDK	PAVEL Luca Andrea		KR	6	15.322	0.205	1:13.102		104.3	25
26	▼6	569 GÅ'CO RACING	LØFSHUS Lucas Emil		SODI	6	15.456	0.134	1:13.094		100.0	26
27	▼11	560 FUSION MOTORSPORT	PERUZZI Achilles		KR	6	15.482	0.026	1:12.353	+5.000	103.7	27
28	▼6	564 EUROKARTING	LUIS Paternotte		LN	6	15.498	0.016	1:12.980		104.1	28
29	▲1	524 JAMIE GREEN RACING	ILYAS Sami		KR	6	19.377	3.879	1:12.660	+5.000	102.1	29
30	▼2	531 KALI KART	ORELLANA Anaís		KALI KART	6	19.982	0.605	1:14.486		100.5	30
31	▲1	533 SK SERVICE	NORDVANG Jenny Kvakkestad		KR	6	20.558	0.576	1:14.027		99.9	31
32	▼6	566 MDC RACING	DE CORDOVA Emilio		KR	6	20.850	0.292	1:14.290		99.7	32

No.560 PERUZZI Achilles : 5 sec time penalty for incorrectly installed Front Fairing or incorrect position of front fairing. According to Stewards' Decision No.94-560.

No.524 ILYAS Sami : 5 sec time penalty for incorrectly installed Front Fairing or incorrect position of front fairing. According to Stewards' Decision No.94-524.

Leaders : No.540 NUVOLINI Many (1-6)

Start Time : 28/11 - 12:41:40

Best lap : No.538 PERELLÓ Álvaro 1:11.445 85.61 kph

Weather : Overcast Air : 11°C Track : Dry

Event Record : No.507 GRANQUIST Ludwig 1:11.373 85.70 kph

Steward #1

Steward #2

Steward #3

IAME Warrior Final 2024: Zuera (ESP) 26/11 - 06/12/2024

Page 1 / 1

IAME Karting

Apex Timing GoRacing



## X30 MINI

### Qualifying Heat A-E Lap Chart

For information purposes. No official / regulatory value

	1	2	3	4	5	6	7	8	9	10	11	12	13	14	15	16	17	18	19	20	21	22	23	24	25	26	27	28	29	30	31	32
Grid	507	582	540	591	520	538	585	519	586	527	502	598	553	558	563	560	608	517	570	569	521	564	525	596	609	566	537	531	584	524	556	533
Start	507	582	540	591	520	538	585	519	586	527	502	598	553	558	563	608	560	570	521	517	525	569	609	564	537	596	584	556	531	524	566	533
Lap 1 Interval	540	507	538	502	520	586	553	585	519	598	563	558	582	527	608	591	517	609	560	570	521	525	596	564	584	537	531	524	569	556	533	566
		0.2	0.6	0.1	0.6	0.0	0.0	0.1	0.6	0.3	0.0	0.0	0.0	0.7	0.0	0.2	0.4	0.0	0.1	0.0	0.1	0.1	0.2	0.0	0.0	0.3	0.1	0.4	0.0	0.0	0.2	0.6
Lap 2	540	507	538	502	585	586	520	553	582	598	558	563	608	519	527	591	517	560	609	570	525	596	584	537	521	524	531	556	564	569	566	533
		0.6	0.0	0.1	1.6	0.0	0.0	0.0	0.8	0.0	0.0	0.5	0.0	0.2	0.1	0.2	1.5	0.0	0.0	0.1	0.0	0.3	0.0	0.3	0.2	0.2	0.3	0.2	0.6	0.2	0.6	0.4
Lap 3	540	507	538	502	585	586	553	520	582	558	598	608	519	563	527	591	517	560	525	609	584	570	521	596	524	537	556	531	564	569	566	533
		0.1	0.0	0.2	2.0	0.0	0.2	0.2	0.0	0.2	0.0	0.9	0.2	0.0	0.0	0.1	2.5	0.0	0.1	0.1	0.0	0.2	0.4	0.0	0.7	0.0	0.8	0.2	0.0	0.1	1.5	0.3
Lap 4	540	507	538	502	585	586	582	520	558	598	553	608	527	591	563	519	560	517	525	609	570	584	521	524	596	537	556	564	569	531	566	533
		0.0	0.1	0.6	2.1	0.0	0.0	0.7	0.0	0.8	0.3	0.4	0.4	0.0	0.6	0.5	1.5	0.3	0.0	0.0	0.2	0.0	0.2	0.5	0.0	0.1	0.7	0.6	0.4	1.2	1.2	0.3
Lap 5	540	507	538	502	582	585	586	558	598	553	520	608	591	527	563	519	560	525	517	584	609	524	570	537	596	556	521	564	569	531	566	533
		0.0	0.0	1.5	1.6	0.0	0.0	2.1	0.2	0.0	0.3	0.0	0.4	0.4	1.3	0.2	1.0	0.0	1.4	0.0	0.1	0.4	0.0	0.0	0.2	0.0	0.0	1.1	0.5	2.6	1.3	0.1
Lap 6	540	538	507	502	582	585	586	558	553	598	520	608	591	527	519	560	525	563	584	609	517	524	596	537	521	556	570	569	564	531	533	566
		0.6	0.0	1.6	2.5	0.0	0.0	2.1	0.0	0.0	1.9	0.2	0.0	0.3	0.5	0.0	0.4	0.0	2.0	0.2	0.6	0.5	0.4	0.0	0.0	0.1	0.2	0.1	0.0	4.4	0.5	0.2

Timekeeper

Race Director

IAME Warrior Final 2024: Zuera (ESP) 26/11 - 06/12/2024

IAME Karting

Apex Timing GoRacing 





# X30 MINI

## Qualifying Heat A-E Analysis

For information purposes. No official / regulatory value

Laps	Sector 1	Sector 2	Sector 3	Lap Time	Spd
<b>No.502 SAYER Jarlath</b>					
1	24.861	25.998	23.592	1:14.451	101
2	23.317	25.525	23.412	1:12.254	102
3	23.177	25.365	23.327	1:11.869	102
4	23.144	25.337	23.492	1:11.973	100
5	23.373	25.334	23.608	1:12.315	99
6	23.454	25.414	23.613	1:12.481	98

Laps	Sector 1	Sector 2	Sector 3	Lap Time	Spd
<b>No.507 GRANQUIST Ludwig</b>					
1	24.450	25.914	23.651	1:14.015	100
2	23.541	25.628	23.602	1:12.771	101
3	23.122	25.418	23.259	1:11.799	104
4	22.991	25.256	23.246	1:11.493	103
5	23.002	25.242	23.246	1:11.490	103
6	23.044	25.815	23.545	1:12.404	98

Laps	Sector 1	Sector 2	Sector 3	Lap Time	Spd
<b>No.517 ENGAN AASEN Markus</b>					
1	25.948	27.667	24.201	1:17.816	102
2	23.990	26.099	24.027	1:14.116	102
3	23.453	26.078	23.920	1:13.451	102
4	23.739	25.842	23.756	1:13.337	100
5	23.708	26.028	23.827	1:13.563	99
6	24.038	26.213	23.906	1:14.157	99

Laps	Sector 1	Sector 2	Sector 3	Lap Time	Spd
<b>No.519 BECU Milan</b>					
1	25.587	26.637	23.909	1:16.133	99
2	24.577	25.825	23.884	1:14.286	101
3	23.319	25.574	23.604	1:12.497	103
4	24.176	25.887	24.203	1:14.266	100
5	23.522	25.723	23.747	1:12.992	100
6	23.868	25.709	23.730	1:13.307	102

Laps	Sector 1	Sector 2	Sector 3	Lap Time	Spd
<b>No.520 FERGUSON Daniel</b>					
1	25.210	26.172	23.883	1:15.265	101
2	23.770	25.751	23.844	1:13.365	98
3	23.405	25.943	23.420	1:12.768	104
4	23.368	25.503	23.517	1:12.388	103
5	23.390	25.646	24.887	1:13.923	96
6	24.380	26.354	23.913	1:14.647	98

Laps	Sector 1	Sector 2	Sector 3	Lap Time	Spd
<b>No.521 MONTANARI Giuseppe</b>					
1	26.327	27.626	24.302	1:18.255	103
2	23.977	27.214	23.894	1:15.085	101
3	23.478	25.758	23.858	1:13.094	98
4	23.483	25.653	23.780	1:12.916	103

Laps	Sector 1	Sector 2	Sector 3	Lap Time	Spd
5	23.492	26.028	24.502	1:14.022	98
6	23.523	26.910	23.773	1:14.206	101

Laps	Sector 1	Sector 2	Sector 3	Lap Time	Spd
<b>No.524 ILYAS Sami</b>					
1	26.714	27.552	24.964	1:19.230	99
2	23.841	26.147	23.709	1:13.697	102
3	23.569	26.307	23.778	1:13.654	102
4	23.304	25.688	23.668	1:12.660	99
5	23.438	25.658	23.947	1:13.043	101
6	23.518	26.825	23.778	1:14.121	101

Laps	Sector 1	Sector 2	Sector 3	Lap Time	Spd
<b>No.525 PEREZ CABELLO Ruben</b>					
1	26.354	27.611	24.385	1:18.350	103
2	23.869	26.318	23.677	1:13.864	104
3	23.507	26.095	23.679	1:13.281	103
4	23.689	25.792	23.690	1:13.171	100
5	23.065	25.555	23.478	1:12.098	101
6	23.151	25.843	23.772	1:12.766	98

Laps	Sector 1	Sector 2	Sector 3	Lap Time	Spd
<b>No.527 MUSK Harley</b>					
1	25.636	27.793	23.932	1:17.361	99
2	23.675	25.823	23.612	1:13.110	103
3	23.411	25.436	23.655	1:12.502	104
4	23.650	25.512	23.651	1:12.813	101
5	23.432	25.560	23.680	1:12.672	100
6	23.659	27.216	23.567	1:14.442	101

Laps	Sector 1	Sector 2	Sector 3	Lap Time	Spd
<b>No.531 ORELLANA Anaís</b>					
1	26.584	27.360	24.871	1:18.815	100
2	23.863	26.549	24.086	1:14.498	100
3	24.106	26.175	24.205	1:14.486	99
4	24.249	26.292	24.209	1:14.750	97
5	23.851	26.315	24.375	1:14.541	96
6	24.287	26.394	24.302	1:14.983	96

Laps	Sector 1	Sector 2	Sector 3	Lap Time	Spd
<b>No.533 NORDVANG Jenny Kvakkestad</b>					
1	26.340	27.921	24.548	1:18.809	99
2	24.389	27.164	24.314	1:15.867	97
3	23.888	26.243	24.174	1:14.305	98
4	23.944	26.403	24.031	1:14.378	98
5	23.862	26.400	24.130	1:14.392	99
6	23.925	26.082	24.020	1:14.027	97

Laps	Sector 1	Sector 2	Sector 3	Lap Time	Spd
<b>No.537 SEGURA Pablo</b>					
1	26.397	27.990	24.562	1:18.949	100
2	23.840	26.281	23.793	1:13.914	100

Laps	Sector 1	Sector 2	Sector 3	Lap Time	Spd
3	23.914	26.499	23.739	1:14.152	102
4	23.376	25.695	23.668	1:12.739	101
5	23.378	25.826	23.818	1:13.022	102
6	23.470	27.143	23.887	1:14.500	101

Laps	Sector 1	Sector 2	Sector 3	Lap Time	Spd
<b>No.538 PERELLÓ Álvaro</b>					
1	24.952	25.859	23.704	1:14.515	99
2	23.312	25.429	23.446	1:12.187	102
3	23.203	25.360	23.232	1:11.795	104
4	23.079	25.227	23.268	1:11.574	103
5	22.938	25.291	23.216	1:11.445	104
6	23.108	25.542	23.590	1:12.240	99

Laps	Sector 1	Sector 2	Sector 3	Lap Time	Spd
<b>No.540 NUVOLINI Many</b>					
1	24.303	25.661	23.709	1:13.673	99
2	23.416	25.441	23.571	1:12.428	99
3	23.411	25.412	23.491	1:12.314	100
4	22.986	25.284	23.279	1:11.549	103
5	22.982	25.147	23.359	1:11.488	102
6	22.992	25.229	23.540	1:11.761	99

Laps	Sector 1	Sector 2	Sector 3	Lap Time	Spd
<b>No.553 JIMENEZ GARCIA Adrian</b>					
1	25.039	26.227	23.880	1:15.146	102
2	23.672	26.034	23.551	1:13.257	103
3	23.219	25.576	23.666	1:12.461	101
4	23.754	26.211	23.887	1:13.852	100
5	23.323	25.599	23.453	1:12.375	102
6	23.389	25.827	23.818	1:13.034	99

Laps	Sector 1	Sector 2	Sector 3	Lap Time	Spd
<b>No.556 ITEN Ben</b>					
1	26.773	28.351	24.422	1:19.546	102
2	24.327	26.117	23.773	1:14.217	102
3	23.888	26.171	23.894	1:13.953	101
4	23.403	25.704	23.491	1:12.598	102
5	23.194	25.803	23.603	1:12.600	102
6	23.803	26.805	23.838	1:14.446	101

Laps	Sector 1	Sector 2	Sector 3	Lap Time	Spd
<b>No.558 BUHOFER SUNDRANI Aaron</b>					
1	25.728	26.913	23.724	1:16.365	103
2	23.558	25.633	23.723	1:12.914	104
3	23.200	25.560	23.421	1:12.181	104
4	23.218	25.513	23.383	1:12.114	103
5	23.257	25.848	24.026	1:13.131	99
6	23.679	25.819	23.872	1:13.370	98

Timekeeper Race Director



# X30 MINI

## Qualifying Heat A-E Analysis

For information purposes. No official / regulatory value

Laps	Sector 1	Sector 2	Sector 3	Lap Time	Spd
<b>No.560 PERUZZI Achilles</b>					
1	26.010	27.703	24.403	1:18.116	103
2	23.908	26.204	23.848	1:13.960	102
3	23.470	26.244	23.740	1:13.454	102
4	23.341	25.666	23.895	1:12.902	99
5	23.331	25.459	23.622	1:12.412	101
6	23.107	25.527	23.719	1:12.353	103

Laps	Sector 1	Sector 2	Sector 3	Lap Time	Spd
<b>No.563 GREILING Bruno</b>					
1	25.274	27.018	23.971	1:16.263	103
2	23.710	26.082	23.781	1:13.573	103
3	23.226	25.716	23.966	1:12.908	104
4	24.066	25.703	23.866	1:13.635	97
5	23.584	25.739	23.960	1:13.283	96
6	24.207	26.069	23.886	1:14.162	94

Laps	Sector 1	Sector 2	Sector 3	Lap Time	Spd
<b>No.564 LUIS Paternotte</b>					
1	26.309	27.599	24.607	1:18.515	104
2	25.481	26.723	23.910	1:16.114	100
3	23.828	25.886	23.816	1:13.530	99
4	23.470	25.690	23.820	1:12.980	100
5	23.510	25.788	23.845	1:13.143	99
6	23.689	25.901	24.053	1:13.643	99

Laps	Sector 1	Sector 2	Sector 3	Lap Time	Spd
<b>No.566 DE CORDOVA Emilio</b>					
1	26.388	28.196	24.929	1:19.513	99
2	24.109	26.485	24.206	1:14.800	99
3	23.982	26.115	24.316	1:14.413	98
4	23.938	26.143	24.209	1:14.290	98
5	23.967	26.441	24.217	1:14.625	98
6	24.332	26.116	24.034	1:14.482	99

Laps	Sector 1	Sector 2	Sector 3	Lap Time	Spd
<b>No.569 LØFSHUS Lucas Emil</b>					
1	27.359	27.911	24.466	1:19.736	97
2	24.518	26.644	23.994	1:15.156	99
3	23.848	25.856	23.798	1:13.502	100
4	23.880	25.657	23.735	1:13.272	98
5	23.719	25.664	23.790	1:13.173	98
6	23.772	25.590	23.732	1:13.094	97

Laps	Sector 1	Sector 2	Sector 3	Lap Time	Spd
<b>No.570 PAVEL Luca Andrea</b>					
1	26.310	27.571	24.284	1:18.165	103
2	23.974	26.337	23.809	1:14.120	104
3	23.547	26.322	23.872	1:13.741	102
4	23.505	25.963	23.634	1:13.102	103

Laps	Sector 1	Sector 2	Sector 3	Lap Time	Spd
5	23.908	26.073	23.907	1:13.888	101
6	23.437	27.370	24.200	1:15.007	99

Laps	Sector 1	Sector 2	Sector 3	Lap Time	Spd
<b>No.582 BRAGEOT Mattis</b>					
1	26.248	27.150	23.429	1:16.827	104
2	23.890	25.488	23.370	1:12.748	101
3	23.075	25.506	23.405	1:11.986	104
4	23.016	25.329	23.193	1:11.538	104
5	23.091	25.369	23.235	1:11.695	103
6	23.684	25.982	23.761	1:13.427	98

Laps	Sector 1	Sector 2	Sector 3	Lap Time	Spd
<b>No.584 REILLY Alex</b>					
1	26.721	27.326	24.438	1:18.485	103
2	23.730	26.367	23.825	1:13.922	102
3	23.520	25.942	23.581	1:13.043	104
4	23.528	25.985	23.851	1:13.364	103
5	23.438	25.978	23.798	1:13.214	100
6	23.763	25.763	23.770	1:13.296	98

Laps	Sector 1	Sector 2	Sector 3	Lap Time	Spd
<b>No.585 GONZALEZ ELLUL Ivan</b>					
1	25.478	26.223	23.771	1:15.472	102
2	23.592	25.730	23.678	1:13.000	102
3	23.150	25.602	23.527	1:12.279	101
4	23.123	25.436	23.500	1:12.059	102
5	22.969	25.453	23.453	1:11.875	104
6	23.859	25.846	23.740	1:13.445	97

Laps	Sector 1	Sector 2	Sector 3	Lap Time	Spd
<b>No.586 MORALES Nuvola</b>					
1	25.307	26.151	23.737	1:15.195	102
2	23.525	25.775	23.962	1:13.262	102
3	23.177	25.594	23.515	1:12.286	101
4	23.162	25.474	23.424	1:12.060	102
5	23.024	25.412	23.437	1:11.873	104
6	23.680	25.969	23.768	1:13.417	100

Laps	Sector 1	Sector 2	Sector 3	Lap Time	Spd
<b>No.591 DOILLON Lucas</b>					
1	26.298	27.583	24.028	1:17.909	101
2	23.565	25.736	23.702	1:13.003	102
3	23.260	25.540	23.644	1:12.444	102
4	23.591	25.508	23.583	1:12.682	103
5	23.198	25.428	23.566	1:12.192	100
6	24.261	26.648	23.595	1:14.504	101

Laps	Sector 1	Sector 2	Sector 3	Lap Time	Spd
<b>No.596 MORGADO Guilherme</b>					
1	26.506	27.449	24.394	1:18.349	101
2	23.719	26.346	23.943	1:14.008	102

Laps	Sector 1	Sector 2	Sector 3	Lap Time	Spd
3	23.688	26.127	23.991	1:13.806	98
4	23.545	25.786	24.071	1:13.402	98
5	23.891	25.748	23.742	1:13.381	102
6	23.399	26.905	23.905	1:14.209	101

Laps	Sector 1	Sector 2	Sector 3	Lap Time	Spd
<b>No.598 MCCLOUGHRY Ben</b>					
1	25.750	26.791	23.769	1:16.310	103
2	23.439	25.726	23.811	1:12.976	99
3	23.392	25.523	23.378	1:12.293	104
4	23.300	25.803	23.763	1:12.866	99
5	23.421	25.493	23.694	1:12.608	100
6	23.694	25.718	23.744	1:13.156	99

Laps	Sector 1	Sector 2	Sector 3	Lap Time	Spd
<b>No.608 POINT Alexandre</b>					
1	25.884	27.483	23.863	1:17.230	102
2	23.471	25.642	23.497	1:12.610	102
3	23.240	25.709	23.619	1:12.568	100
4	23.362	25.699	23.611	1:12.672	101
5	23.261	25.443	23.622	1:12.326	99
6	24.650	26.499	23.700	1:14.849	100

Laps	Sector 1	Sector 2	Sector 3	Lap Time	Spd
<b>No.609 KARASSAS Simon</b>					
1	25.901	27.625	24.180	1:17.706	102
2	24.270	26.174	23.753	1:14.197	103
3	23.519	26.421	23.682	1:13.622	103
4	23.625	25.809	23.684	1:13.118	101
5	23.908	25.903	23.833	1:13.644	101
6	23.811	25.762	23.804	1:13.377	99

Timekeeper Race Director

31 <sup>th</sup>	<b>556</b> ITEN Ben PAROLIN		<b>16</b>	<b>533</b> NORDVANG Jenny Kvakkestad KR		32 <sup>th</sup>
29 <sup>th</sup>	<b>584</b> REILLY Alex KART REPUBLIC		<b>15</b>	<b>524</b> ILYAS Sami KR		30 <sup>th</sup>
27 <sup>th</sup>	<b>537</b> SEGURA Pablo KR		<b>14</b>	<b>531</b> ORELLANA Anaís KALI KART		28 <sup>th</sup>
25 <sup>th</sup>	<b>609</b> KARASSAS Simon FALCON		<b>13</b>	<b>566</b> DE CORDOVA Emilio KR		26 <sup>th</sup>
23 <sup>th</sup>	<b>525</b> PEREZ CABELLO Ruben TBC		<b>12</b>	<b>596</b> MORGADO Guilherme BIRELART		24 <sup>th</sup>
21 <sup>th</sup>	<b>521</b> MONTANARI Giuseppe KR		<b>11</b>	<b>564</b> LUIS Paternotte LN		22 <sup>th</sup>
19 <sup>th</sup>	<b>570</b> PAVEL Luca Andrea KR		<b>10</b>	<b>569</b> LØFSHUS Lucas Emii SODI		20 <sup>th</sup>
17 <sup>th</sup>	<b>608</b> POINT Alexandre REDSPEED		<b>9</b>	<b>517</b> ENGAN AASEN Markus FALCON		18 <sup>th</sup>
15 <sup>th</sup>	<b>563</b> GREILING Bruno KR		<b>8</b>	<b>560</b> PERUZZI Achilleas KR		16 <sup>th</sup>
13 <sup>th</sup>	<b>553</b> JIMENEZ GARCIA Adrian ALONSO KART		<b>7</b>	<b>558</b> BUHOFFER SUNDRANI Aaron PAROLIN		14 <sup>th</sup>
11 <sup>th</sup>	<b>502</b> SAYER Jarlath KR		<b>6</b>	<b>598</b> MCCLOUGHRY Ben FALCON		12 <sup>th</sup>
9 <sup>th</sup>	<b>586</b> MORALES Nuvola BIREL ART RACING		<b>5</b>	<b>527</b> MUSK Harley KR		10 <sup>th</sup>
7 <sup>th</sup>	<b>585</b> GONZALEZ ELLUL Ivan ALONSO KART		<b>4</b>	<b>519</b> BECU Milan PAROLIN		8 <sup>th</sup>
5 <sup>th</sup>	<b>520</b> FERGUSON Daniel ALONSO KART		<b>3</b>	<b>538</b> PERELLÓ Álvaro ALONSO KART		6 <sup>th</sup>
3 <sup>rd</sup>	<b>540</b> NUVOLINI Many FK		<b>2</b>	<b>591</b> DOILLON Lucas KR		4 <sup>th</sup>
1 <sup>st</sup>	<b>507</b> GRANQUIST Ludwig FALCON		<b>1</b>	<b>582</b> BRAGEOT Mattis PAROLIN		2 <sup>nd</sup>

POLE POSITION



Start : 28/11 - 10:25 6 Laps = 10.194 km

Timekeeper

Race Director

IAME Warrior Final 2024: Zuera (ESP) 26/11 - 06/12/2024

Page 1 / 1

IAME Karting

Apex Timing GoRacing

## X30 MINI

### Qualifying Heat B-D Results

Document 56.1

Subject to scrutineering & sporting investigations

Rnk	No.	Competitor	Driver	D. Nat	Equipment	Laps	Gap	Interv.	Best lap	Penalty	Spd	Points
1	▲3	590	TEPZ RACING TEAM	BABICEK Zdenek	MS KART	6			1:12.070		101.7	0
2	▲1	510	FUSION MOTORSPORT	WILLIAMS Harry	KR	6	0.033	0.033	1:12.090		102.7	2
3	▼2	578	AXION RACING	SCHELVIS Abraham	FA	6	0.357	0.324	1:12.199		103.6	3
4	▲7	611	XCEL	SAMUEL Hugon	KR	6	0.407	0.050	1:11.948		102.1	4
5	▲10	577	EUROKARTING	GRIGNET Noah	REDSPEED	6	0.580	0.173	1:11.949		102.0	5
6	▲16	574	XCEL	PERICO Niccolo	ENERGY CORSE	6	3.643	3.063	1:12.401		103.2	6
7	▲23	547	NCM	CAREY Ian	KR	6	3.760	0.117	1:12.218		102.6	7
8	▲16	512	ZANCHI MOTORSPORT	LAZARUS Alexander Parakram	ENERGY	6	3.950	0.190	1:12.621		104.4	8
9	▲8	516	SK SERVICE	SØRLIE SMISTAD Ole Alexander	FALCON	6	4.481	0.531	1:12.681		102.1	9
10	▼8	594	JAMIE GREEN RACING	PATTISON Colbe	KR	6	5.084	0.603	1:12.073	+5.000	101.7	10
11	▼5	567	VDK	VENANT Antoine Sylva	KR	6	7.645	2.561	1:12.407		103.9	11
12	▲19	555	MEGAKART DZ	SRYER AISSA Roslan	SODI	6	7.691	0.046	1:13.090		102.3	12
13	▲19	573	MDC RACING	ELGAHOUDI Nahyl	KR	6	8.871	1.180	1:12.407	+5.000	104.8	13
14	▼9	545	BOUCHARD	BOUCHARD Antton	ALONSO KART	6	9.172	0.301	1:12.609		102.0	14
15	▼5	536	2N RACING	MOULIN Nino	FORMULA K	6	9.366	0.194	1:12.442		103.6	15
16	▲2	595	DRM RACING TEAM	KWONG Mason Alexander	FALCON	6	10.770	1.404	1:12.634		103.1	16
17	▲11	530	GGM	IBBOTSON Zachary	KR	6	10.790	0.020	1:12.932		102.7	17
18	▲1	551	KALI KART BY JORGE PESCADOR	SARLAS Alessandro	KALI KART	6	10.937	0.147	1:12.911		100.4	18
19	▲6	515	FALCON RACING TEAM	GHARIB Kevin	FALCON	6	11.073	0.136	1:13.139		101.6	19
20	▲9	575	AUTO CLUB RC2 VALLES	PADOVANI Nahil	OTK	6	12.681	1.608	1:13.393		101.1	20
21	▲2	607	CLUB KALI KART	MIQUEL PRIETO Jorge	TBC	6	13.039	0.358	1:13.316	+5.000	102.2	21
22	▼8	543	SPIRIT RACING	CAMPOS GARCIA Alejandro	PAROLIN	6	16.467	3.428	1:13.061		101.4	22
23	▲3	546	DMS	BLAIR Charlie	KR	6	17.777	1.310	1:13.462	+5.000	100.5	23
24	▼12	549	RUBEN SIMON	VAELLO Eydan	PAROLIN	6	18.156	0.379	1:13.024		100.9	24
25	▼4	606	RSD KARTING	MOUCHE Matisse	KOSMIC	6	19.295	1.139	1:13.564		100.8	25
26	▼13	565	TEAM PRO-KARTING	GLENDE Vebjørn	DR RACING KART	6	20.474	1.179	1:13.426		98.7	26
27	≡	599	SERGIO RODRIGUES	RODRIGUES Martin	TBC	6	21.946	1.472	1:14.703		101.5	27
28	▼12	589	OMS RACING	CLARKE George	KR	5	1 Lap	1 Lap	1:13.347	+5.000	102.1	28
29	▼20	587	XCEL	AUGUSTIN Baptiste	ENERGY	2	4 Laps	3 Laps	1:19.972	+5.000	102.9	29
30	▼10	523	KEITH DEMPSEY	DEMPSEY Danny	KR	1	5 Laps	1 Lap	1:19.380		102.0	30
31	▼24	548	FUSION MOTORSPORT	HIBBERT Mayson	KR	1	5 Laps	21.573	1:36.272	+5.000	98.1	31
32	▼24	557	MONLAU MOTORSPORT	CORREIA Kiko	ALONSO KART	0	6 Laps	1 Lap				32

No.594 PATTISON Colbe : 5 sec penalty for overtaking the pole positions before the start was given (art. 2.20 CIK General Prescriptions). According to Stewards' Decision No.91.

No.573 ELGAHOUDI Nahyl : 5 sec time penalty for incorrectly installed Front Fairing or incorrect position of front fairing. According to Stewards' Decision No.92-573.

No.607 MIQUEL PRIETO Jorge : 5 sec time penalty for incorrectly installed Front Fairing or incorrect position of front fairing. According to Stewards' Decision No.92-607.

No.546 BLAIR Charlie : 5 sec time penalty for incorrectly installed Front Fairing or incorrect position of front fairing. According to Stewards' Decision No.92-546.

No.589 CLARKE George : 5 sec time penalty for incorrectly installed Front Fairing or incorrect position of front fairing. According to Stewards' Decision No.92-589.

No.587 AUGUSTIN Baptiste : 5 sec time penalty for incorrectly installed Front Fairing or incorrect position of front fairing. According to Stewards' Decision No.92-587.

No.548 HIBBERT Mayson : 5 sec time penalty for incorrectly installed Front Fairing or incorrect position of front fairing. According to Stewards' Decision No.92-548.

Leaders : No.594 PATTISON Colbe (1-3) / No.590 BABICEK Zdenek (4-6)

Start Time : 28/11 - 10:15:42

Best lap : No.611 SAMUEL Hugon 1:11.948 85.01 kph

Weather : Overcast Air : 6°C Track : Dry

Event Record : No.507 GRANQUIST Ludwig 1:11.373 85.70 kph

No.594 INVEST 01:12

Steward #1

Steward #2

Steward #3

IAME Warrior Final 2024: Zuera (ESP) 26/11 - 06/12/2024

Page 1 / 1

IAME Karting

Apex Timing GoRacing





DOCUMENT N° 91

## DÉCISION DES COMMISSAIRES SPORTIFS STEWARDS' DECISION

PÉNALITÉ INFLIGÉE AU CONCURRENT (NOM) : **JAMIE GREEN RACING**  
PENALTY INFLICTED UPON THE COMPETITOR (NAME):

NATIONALITÉ / NATIONALITY:

N°: **594**  
No.:

PILOTE : **PATTISON Colbe**  
DRIVER :

Concerne la partie de la compétition **X30 MINI - Qualifying Heat B-D**  
Concerns the part of the competition :

### ÉNONCÉ / STATEMENT:

**5 sec time penalty in the above mentioned session**

### MOTIF / REASON:

The Stewards having received a report from the Judge of Facts (Doc n° 81) requested by the Race Director, having examined this report, have considered the following matter, determine the following: \_The above-mentioned Driver started the race ahead of the pole position at the moment the start was given. \_This fact is a violation against Art. 2.20.a K of the 2024 CIK-FIA General Prescriptions. \_The Stewards impose this penalty according to Art. 2.20a and Art.2.24 of the 2024 CIK-FIA General Prescriptions and Art.12.4 of the 2024 FIA International Sporting Code. \_The Competitor is reminded that, in accordance with Art. 28.4 of the 2024 Championship Sporting Regulations the above penalty is not susceptible to appeal.

**Décision annoncée**  
**Decision announced**

Date / Date: **28/11/2024**

Heure / Time: **10:48**

Nom / Name

Signature

Président du Collège / Chairman of the Panel:

**Kris LAMBRECHT (BEL)**



Membres du Collège / Members of the Panel:

**Manuel BERNABÉ (ESP)**



**Pere SAURA (ESP)**



### NOTIFICATION AU CONCURRENT CONCERNÉ / NOTIFICATION TO THE RELEVANT COMPETITOR

Je soussigné :

*I undersigned:* Nom personnel / personal name

Représentant du Concurrent : **JAMIE GREEN RACING**

*Representing the Competitor:* Nom du Concurrent / Competitor name

Certifie avoir reçu notification du document N° **91** des Commissaires Sportifs de la Compétition  
*Certify that I have been notified of document No.* **91** *by the Stewards of the Competition.*

Date :

Heure / Time:

Signature :



## X30 MINI

### Qualifying Heat B-D Lap Chart

For information purposes. No official / regulatory value

	1	2	3	4	5	6	7	8	9	10	11	12	13	14	15	16	17	18	19	20	21	22	23	24	25	26	27	28	29	30	31	32
Grid	578	594	510	590	545	567	548	557	587	536	611	549	565	543	577	589	516	595	551	523	606	574	607	512	515	546	599	530	575	547	555	573
Start	594	590	567	578	<del>557</del>	510	536	545	548	549	543	587	589	611	565	577	595	523	516	574	551	512	606	546	607	530	515	547	599	573	575	555
Lap 1 Interval	594	590	510	578	577	611	516	573	574	512	607	547	599	515	555	546	551	530	545	543	<del>523</del>	536	567	589	587	595	575	549	606	565	589	548
		0.2	0.5	0.0	0.5	0.2	0.6	0.8	0.0	0.0	0.2	0.3	0.5	0.0	0.4	0.1	0.1	0.1	0.2	0.5	0.1	0.0	0.0	0.1	0.2	0.0	0.3	5.1	0.6	1.9	7.9	
Lap 2	594	590	510	578	577	611	516	573	574	512	547	607	555	515	551	599	567	546	545	536	595	530	543	575	549	<del>587</del>	606	565	589			
		0.0	0.3	0.0	1.1	0.0	0.9	0.4	0.2	0.0	0.7	0.0	1.4	0.3	0.3	0.3	0.3	0.1	0.0	0.4	0.2	0.1	0.0	0.6	5.2	0.0	0.2	2.1	1:30			
Lap 3	594	590	510	578	577	611	516	574	512	573	547	607	555	515	567	551	545	536	595	530	546	575	599	543	549	606	565	589				
		0.0	0.3	0.1	1.1	0.0	1.8	0.1	0.0	0.0	0.2	1.1	1.2	0.6	0.0	0.2	1.0	0.4	0.1	0.0	0.6	0.6	3.6	0.9	1.3	0.0	1.7	1:31				
Lap 4	590	594	510	578	577	611	574	573	512	547	516	607	555	567	515	551	545	536	595	530	546	575	543	549	599	606	565	589				
		0.0	0.1	0.3	0.9	0.0	2.7	0.0	0.2	0.1	0.3	1.5	0.9	0.0	0.5	0.0	0.9	0.0	0.6	0.0	1.4	0.3	4.4	1.6	0.0	0.0	1.6	1:31				
Lap 5	590	594	510	578	577	611	574	573	547	512	516	607	567	555	536	545	551	595	530	515	575	546	543	549	606	599	565	<del>589</del>				
		0.0	0.2	0.3	0.6	0.0	3.2	0.0	0.3	0.2	0.3	2.6	0.1	0.1	1.1	0.0	0.5	0.1	0.5	0.0	2.2	0.0	4.0	1.3	0.5	1.1	0.3	1:31				
Lap 6	590	510	594	578	611	577	574	547	573	512	516	567	555	607	545	536	595	530	551	515	575	546	543	549	606	565	599					
		0.0	0.0	0.2	0.0	0.1	3.0	0.1	0.1	0.0	0.5	3.1	0.0	0.3	1.1	0.1	1.4	0.0	0.1	0.1	1.6	0.0	3.6	1.6	1.1	1.1	1.4					

Timekeeper 

Race Director 

## X30 MINI

### Qualifying Heat B-D Analysis

For information purposes. No official / regulatory value

Laps	Sector 1	Sector 2	Sector 3	Lap Time	Spd
<b>No.510 WILLIAMS Harry</b>					
1	24.646	25.905	23.680	1:14.231	101
2	23.214	25.575	23.639	1:12.428	100
3	23.111	25.443	23.536	1:12.090	101
4	23.230	25.440	23.444	1:12.114	102
5	23.254	25.382	23.541	1:12.177	100
6	23.726	26.028	23.976	1:13.730	99

Laps	Sector 1	Sector 2	Sector 3	Lap Time	Spd
<b>No.512 LAZARUS Alexander Parakram</b>					
1	25.970	26.532	23.734	1:16.236	103
2	23.525	25.728	23.507	1:12.760	103
3	23.498	25.654	23.469	1:12.621	104
4	23.791	25.639	23.620	1:13.050	101
5	23.669	25.549	23.531	1:12.749	100
6	23.455	25.593	23.640	1:12.688	102

Laps	Sector 1	Sector 2	Sector 3	Lap Time	Spd
<b>No.515 GHARIB Kevin</b>					
1	26.471	26.391	24.406	1:17.268	101
2	23.972	26.042	24.184	1:14.198	97
3	23.660	25.843	23.957	1:13.460	101
4	23.527	25.766	23.846	1:13.139	101
5	24.222	26.577	24.224	1:15.023	101
6	23.798	26.002	24.191	1:13.991	99

Laps	Sector 1	Sector 2	Sector 3	Lap Time	Spd
<b>No.516 SØRLIE SMISTAD Ole Alexander</b>					
1	25.580	25.930	23.899	1:15.409	100
2	23.513	25.731	23.765	1:13.009	100
3	23.545	25.733	23.810	1:13.088	99
4	24.542	25.596	23.620	1:13.758	102
5	23.407	25.697	23.577	1:12.681	101
6	23.373	25.648	23.807	1:12.828	101

Laps	Sector 1	Sector 2	Sector 3	Lap Time	Spd
<b>No.523 DEMPSEY Danny</b>					
1	25.838	29.279	24.263	1:19.380	101

Laps	Sector 1	Sector 2	Sector 3	Lap Time	Spd
<b>No.530 IBBOTSON Zachary</b>					
1	27.445	26.790	23.955	1:18.190	101
2	23.897	25.909	25.652	1:15.458	98
3	23.857	25.787	23.666	1:13.310	102
4	23.673	25.678	23.581	1:12.932	100
5	23.366	25.692	24.068	1:13.126	100
6	23.737	25.951	24.110	1:13.798	97

Laps	Sector 1	Sector 2	Sector 3	Lap Time	Spd
<b>No.536 MOULIN Nino</b>					
1	29.099	26.680	24.031	1:19.810	103
2	24.302	26.117	23.624	1:14.043	101

Laps	Sector 1	Sector 2	Sector 3	Lap Time	Spd
3	23.848	25.521	24.133	1:13.502	101
4	23.327	25.462	23.653	1:12.442	102
5	23.214	25.958	23.401	1:12.573	100
6	23.534	26.602	23.544	1:13.680	102

Laps	Sector 1	Sector 2	Sector 3	Lap Time	Spd
<b>No.543 CAMPOS GARCIA Alejandro</b>					
1	28.856	26.614	24.051	1:19.521	101
2	24.481	26.398	23.812	1:14.691	100
3	23.482	25.537	30.111	1:19.130	98
4	23.711	25.792	23.813	1:13.316	98
5	23.677	25.701	23.934	1:13.312	99
6	23.514	25.711	23.836	1:13.061	98

Laps	Sector 1	Sector 2	Sector 3	Lap Time	Spd
<b>No.545 BOUCHARD Antton</b>					
1	28.506	26.703	23.856	1:19.065	102
2	23.707	26.294	24.339	1:14.340	98
3	24.027	25.665	23.813	1:13.505	99
4	23.588	25.538	23.722	1:12.848	99
5	23.320	25.701	23.588	1:12.609	98
6	23.617	26.145	23.714	1:13.476	99

Laps	Sector 1	Sector 2	Sector 3	Lap Time	Spd
<b>No.546 BLAIR Charlie</b>					
1	27.412	26.339	24.227	1:17.978	100
2	24.089	26.605	24.143	1:14.837	97
3	24.655	26.307	23.932	1:14.894	99
4	23.755	25.832	24.088	1:13.675	97
5	23.925	26.017	24.080	1:14.022	97
6	23.764	25.943	23.755	1:13.462	99

Laps	Sector 1	Sector 2	Sector 3	Lap Time	Spd
<b>No.547 CAREY Ian</b>					
1	26.677	26.186	23.711	1:16.574	101
2	23.525	25.708	23.711	1:12.944	101
3	23.220	25.521	23.477	1:12.218	102
4	23.814	25.533	23.509	1:12.856	102
5	23.314	25.463	23.550	1:12.327	99
6	23.329	25.590	23.854	1:12.773	100

Laps	Sector 1	Sector 2	Sector 3	Lap Time	Spd
<b>No.548 HIBBERT Mayson</b>					
1	44.987	26.854	24.431	1:36.272	98

Laps	Sector 1	Sector 2	Sector 3	Lap Time	Spd
<b>No.549 VAELO Eydan</b>					
1	34.907	26.664	24.151	1:25.722	97
2	24.119	26.325	24.010	1:14.454	98
3	23.901	25.913	24.764	1:14.578	100
4	23.604	25.810	24.221	1:13.635	99
5	23.517	25.741	23.766	1:13.024	98

Laps	Sector 1	Sector 2	Sector 3	Lap Time	Spd
6	23.684	25.805	23.865	1:13.354	98

Laps	Sector 1	Sector 2	Sector 3	Lap Time	Spd
<b>No.551 SARLAS Alessandro</b>					
1	27.368	26.228	24.646	1:18.242	100
2	23.848	26.002	23.953	1:13.803	99
3	23.700	25.747	23.924	1:13.371	100
4	23.623	25.518	23.770	1:12.911	100
5	24.170	26.244	23.727	1:14.141	99
6	23.977	26.263	24.429	1:14.669	97


Laps	Sector 1	Sector 2	Sector 3	Lap Time	Spd
<b>No.555 SRYER AISSA Roslan</b>					
1	26.571	26.374	24.506	1:17.451	100
2	23.689	25.961	23.697	1:13.347	98
3	23.618	25.755	23.809	1:13.182	99
4	23.639	25.682	23.878	1:13.199	100
5	23.977	25.531	23.582	1:13.090	102
6	23.707	25.957	23.469	1:13.133	100

Laps	Sector 1	Sector 2	Sector 3	Lap Time	Spd
<b>No.565 GLENDE Vebjørn</b>					
1	36.885	26.844	24.421	1:28.150	96
2	24.081	26.077	24.177	1:14.335	96
3	23.928	25.967	23.986	1:13.881	97
4	23.762	25.848	23.931	1:13.541	97
5	23.704	25.808	23.914	1:13.426	98
6	23.731	25.849	23.988	1:13.568	98

Laps	Sector 1	Sector 2	Sector 3	Lap Time	Spd
<b>No.567 VENANT Antoine Sylva</b>					
1	29.586	26.391	24.014	1:19.991	103
2	23.934	25.600	23.856	1:13.390	101
3	23.426	25.542	23.439	1:12.407	102
4	23.357	25.480	23.673	1:12.510	98
5	23.709	25.671	23.537	1:12.917	101
6	23.721	25.696	23.818	1:13.235	98

Laps	Sector 1	Sector 2	Sector 3	Lap Time	Spd
<b>No.573 ELGAHOUDI Nahyl</b>					
1	25.933	26.073	23.780	1:15.786	101
2	23.363	25.714	23.555	1:12.632	100
3	24.037	25.553	23.368	1:12.958	104
4	23.649	25.565	23.508	1:12.722	102
5	23.207	25.580	23.620	1:12.407	99
6	23.288	25.893	24.041	1:13.222	100

Laps	Sector 1	Sector 2	Sector 3	Lap Time	Spd
<b>No.574 PERICO Niccolo</b>					
1	25.707	26.457	24.050	1:16.214	101
2	23.471	25.747	23.570	1:12.788	103
3	23.353	25.632	23.627	1:12.612	100

Timekeeper  Race Director 

## X30 MINI

### Qualifying Heat B-D Analysis

For information purposes. No official / regulatory value

Laps	Sector 1	Sector 2	Sector 3	Lap Time	Spd
4	23.345	25.787	23.663	1:12.795	101
5	23.177	25.597	23.627	1:12.401	100
6	23.247	25.912	23.894	1:13.053	96

#### No.575 PADOVANI Nahil

1	27.462	27.875	24.429	1:19.766	101
2	23.967	26.244	24.120	1:14.331	99
3	23.619	25.888	24.400	1:13.907	99
4	23.626	25.908	23.914	1:13.448	100
5	23.666	26.045	23.895	1:13.606	98
6	23.598	25.932	23.863	1:13.393	98

#### No.577 GRIGNET Noah

1	25.227	25.669	23.627	1:14.523	100
2	23.584	25.689	23.680	1:12.953	102
3	23.199	25.440	23.569	1:12.208	101
4	23.160	25.401	23.494	1:12.055	102
5	23.074	25.370	23.505	1:11.949	101
6	23.669	25.898	23.692	1:13.259	100

#### No.578 SCHELVIS Abraham

1	24.889	25.850	23.617	1:14.356	102
2	23.255	25.687	23.505	1:12.447	103
3	23.240	25.471	23.492	1:12.203	101
4	23.262	25.489	23.495	1:12.246	101
5	23.200	25.391	23.608	1:12.199	97
6	23.496	26.041	24.167	1:13.704	99

#### No.587 AUGUSTIN Baptiste

1	28.063	27.519	24.590	1:20.172	102
2	29.349	26.712	23.911	1:19.972	101

#### No.589 CLARKE George

1	29.341	26.455	24.036	1:19.832	102
2	23.942			2:53.135	96
3	24.224	26.301	23.956	1:14.481	97
4	23.932	25.845	23.862	1:13.639	97
5	23.691	25.795	23.861	1:13.347	97

#### No.590 BABICEK Zdenek

1	24.430	25.623	23.717	1:13.770	99
2	23.622	25.537	23.478	1:12.637	101
3	23.345	25.404	23.391	1:12.140	102
4	23.306	25.494	23.429	1:12.229	101
5	23.094	25.436	23.540	1:12.070	100
6	23.886	26.072	24.064	1:14.022	97

Laps	Sector 1	Sector 2	Sector 3	Lap Time	Spd
<b>No.594 PATTISON Colbe</b>					
1	23.873	25.888	23.850	1:13.611	98
2	23.637	25.640	23.521	1:12.798	101
3	23.217	25.494	23.430	1:12.141	102
4	23.302	25.630	23.416	1:12.348	101
5	23.144	25.537	23.392	1:12.073	100
6	23.996	26.259	23.790	1:14.045	101

#### No.595 KWONG Mason Alexander

1	29.461	26.536	24.036	1:20.033	103
2	23.836	26.161	23.781	1:13.778	99
3	23.809	25.658	23.921	1:13.388	101
4	23.524	25.619	23.819	1:12.962	101
5	23.275	25.654	23.705	1:12.634	100
6	23.870	26.091	24.368	1:14.329	96

#### No.599 RODRIGUES Martin

1	26.114	26.616	24.400	1:17.130	101
2	24.056	26.557	24.398	1:15.011	100
3	23.896	26.205	29.520	1:19.621	94
4	24.692	26.827	24.472	1:15.991	97
5	23.913	26.399	24.391	1:14.703	96
6	24.334	26.383	24.701	1:15.418	95

#### No.606 MOUCHE Matisse

1	27.023	34.670	24.249	1:25.942	98
2	24.080	26.132	23.868	1:14.080	99
3	23.833	26.054	24.430	1:14.317	100
4	23.779	26.039	23.816	1:13.634	100
5	23.597	25.943	24.024	1:13.564	98
6	23.835	25.967	24.092	1:13.894	98

#### No.607 MIQUEL PRIETO Jorge

1	26.335	26.244	23.796	1:16.375	101
2	23.653	25.843	23.856	1:13.352	102
3	23.568	25.839	23.909	1:13.316	99
4	23.779	25.900	23.828	1:13.507	98
5	23.882	26.031	23.910	1:13.823	98
6	23.928	26.181	23.630	1:13.739	99

#### No.611 SAMUEL Hugon

1	25.436	25.751	23.734	1:14.921	100
2	23.601	25.630	23.507	1:12.738	102
3	23.252	25.502	23.457	1:12.211	101
4	23.220	25.443	23.389	1:12.052	102

Timekeeper 

Race Director 

IAME Warrior Final 2024: Zuera (ESP) 26/11 - 06/12/2024

31 <sup>th</sup>	<b>555</b> SRYER AISSA Roslan SODI		<b>16</b>	<b>573</b> ELGAHOUDI Nahyl KR		32 <sup>th</sup>
29 <sup>th</sup>	<b>575</b> PADOVANI Nahil OTK		<b>15</b>	<b>547</b> CAREY Ian KR		30 <sup>th</sup>
27 <sup>th</sup>	<b>599</b> RODRIGUES Martin TBC		<b>14</b>	<b>530</b> IBBOTSON Zachary KR		28 <sup>th</sup>
25 <sup>th</sup>	<b>515</b> GHARIB Kevin FALCON		<b>13</b>	<b>546</b> BLAIR Charlie KR		26 <sup>th</sup>
23 <sup>th</sup>	<b>607</b> MIQUEL PRIETO Jorge TBC		<b>12</b>	<b>512</b> LAZARUS Alexander Parakram ENERGY		24 <sup>th</sup>
21 <sup>th</sup>	<b>606</b> MOUCHE Matisse KOSMIC		<b>11</b>	<b>574</b> PERICO Niccolo ENERGY CORSE		22 <sup>th</sup>
19 <sup>th</sup>	<b>551</b> SARLAS Alessandro KALI KART		<b>10</b>	<b>523</b> DEMPSEY Danny KR		20 <sup>th</sup>
17 <sup>th</sup>	<b>516</b> SØRLIE SMISTAD Ole Alexander FALCON		<b>9</b>	<b>595</b> KWONG Mason Alexander FALCON		18 <sup>th</sup>
15 <sup>th</sup>	<b>577</b> GRIGNET Noah REDSPEED		<b>8</b>	<b>589</b> CLARKE George KR		16 <sup>th</sup>
13 <sup>th</sup>	<b>565</b> GLENDE Vebjørn DR RACING KART		<b>7</b>	<b>543</b> CAMPOS GARCIA Alejandro PAROLIN		14 <sup>th</sup>
11 <sup>th</sup>	<b>611</b> SAMUEL Hugon KR		<b>6</b>	<b>549</b> VAELO Eydan PAROLIN		12 <sup>th</sup>
9 <sup>th</sup>	<b>587</b> AUGUSTIN Baptiste ENERGY		<b>5</b>	<b>536</b> MOULIN Nino FORMULA K		10 <sup>th</sup>
7 <sup>th</sup>	<b>548</b> HIBBERT Mayson KR		<b>4</b>	<b>557</b> CORREIA Kiko ALONSO KART		8 <sup>th</sup>
5 <sup>th</sup>	<b>545</b> BOUCHARD Antton ALONSO KART		<b>3</b>	<b>567</b> VENANT Antoine Sylva KR		6 <sup>th</sup>
3 <sup>rd</sup>	<b>510</b> WILLIAMS Harry KR		<b>2</b>	<b>590</b> BABICEK Zdenek MS KART		4 <sup>th</sup>
1 <sup>st</sup>	<b>578</b> SCHELVIS Abraham FA		<b>1</b>	<b>594</b> PATTISON Colbe KR		2 <sup>nd</sup>

POLE POSITION



Start : 28/11 - 10:10 6 Laps = 10.194 km

Timekeeper

Race Director

IAME Warrior Final 2024: Zuera (ESP) 26/11 - 06/12/2024

Page 1 / 1

IAME Karting

Apex Timing GoRacing

Rnk	No.	Competitor	Driver	D. Nat	Equipment	Laps	Gap	Interv.	Best lap	Penalty	Spd	Points
1	▲5	539 FUSION MOTORSPORT	COBY Christian		KR	6			1:12.494		103.2	0
2	▬	513 SPIRIT-KARTING.CH	LONGHITANO Aurelio		PAROLIN	6	0.092	0.092	1:12.079		104.4	2
3	▲6	522 JAMIE GREEN RACING	WOOD Freddie		KR	6	0.099	0.007	1:12.079		103.2	3
4	▲3	561 FUSION MOTORSPORT	VEGA Royce		KR	6	0.194	0.095	1:12.514		103.9	4
5	▲8	514 JAMIE GREEN RACING	PORTER Teddy-Jay		KR	6	0.253	0.059	1:12.345		104.2	5
6	▲13	534 DMS	FOLEY JNR John		KR	6	0.491	0.238	1:12.453		104.3	6
7	▲1	542 FUSION MOTORSPORT	CACHAFEIRO Tony		KR	6	0.545	0.054	1:12.594		103.7	7
8	▲6	518 XCEL MOTORSPORT	HOUSE George		ENERGY CORSE	6	1.532	0.987	1:12.066		103.5	8
9	▼8	506 JAMIE GREEN RACING	NEWSTEAD Austin		KR	6	2.205	0.673	1:12.452		102.7	9
10	▲8	552 DEVELOPMENT MOTORSPORT DRIVER	CRUZ SÁNCHEZ Max		TBA	6	2.278	0.073	1:12.616		103.5	10
11	▲6	571 FALCON RACING TEAM	VD COTERLET Julian		FALCON	6	2.618	0.340	1:12.695		103.4	11
12	▲3	535 XCEL	KENNEY Oscar		ALONSO KART	6	3.351	0.733	1:12.800		103.7	12
13	▼2	603 XCEL MOTORSPORT	STEWART Andie		ALONSO	6	3.520	0.169	1:12.949		102.8	13
14	▼11	605 KALI KART	CAMPOS Pedro		KALI KART	6	3.539	0.019	1:12.475		103.3	14
15	▼10	532 FALCON RACING TEAM	NARRAWAY Luca		FALCON	6	5.039	1.500	1:12.403	+5.000	101.5	15
16	▬	568 FUSION MOTORSPORT	DAVIDSON Alfie		KR	6	7.079	2.040	1:12.393		103.7	16
17	▼5	528 BMR	SMITH Blair		KR	6	7.905	0.826	1:12.937		101.4	17
18	▲2	588 EKO	PELFRENE Téo		BIREL ART	6	7.934	0.029	1:13.526		98.5	18
19	▲11	544 2N RACING	NEKMOUCHE Neil		FORMULE K	6	7.985	0.051	1:12.685		102.2	19
20	▲8	526 SPIRIT-RACING.CH	ZIARKO Stanislaw		PAROLIN	6	8.126	0.141	1:12.726		103.9	20
21	▼17	604 XCEL MOTORSPORT	STEWART Johnston		KR	6	8.543	0.417	1:13.268		102.7	21
22	▲3	572 FUSION MOTORSPORT	CAMPBELL Sophie		KR	6	8.580	0.037	1:13.204		100.6	22
23	▲6	550 MARTHE MIKALSER	MIKALSEN Adrian		FALCON	6	9.307	0.727	1:13.662		102.7	23
24	▼2	688 JAMIE GREEN RACING	LAWRENCE Ava		KART REPUBLIC	6	9.365	0.058	1:13.608		104.0	24
25	▲2	562 KALI KART BY JORGE PESCADOR	SCICLUNA Zack		KALI KART	6	11.392	2.027	1:13.837		101.2	25
26	▲5	592 VDK	LEE Yuchen		KR	6	14.625	3.233	1:14.567		100.0	26
27	▼1	613 KRS KIDS RACING SCHOOL	KONOVALOV Artur		FA ALONSO KART	6	15.296	0.671	1:13.595	+5.000	103.6	27
28	▼4	554 LKM RACING	NOBS Mathis		OTK	6	15.304	0.008	1:13.866	+5.000	103.7	28
29	▼19	601 EUROKARTING	CORNIL Milo		REDSPEED	6	17.472	2.168	1:13.738		98.5	29
30	▼7	541 MONLAU MOTORSPORT	SILVA LORA Mario		ALONSO KART	6	35.607	18.135	1:14.612	+5.000	95.9	30
31	▼10	610 AD MOTORSPORT	FRYKBERG Alexander		ENERGY CORSE	0	6 Laps	6 Laps				31

No.532 NARRAWAY Luca : 5 sec time penalty for incorrectly installed Front Fairing or incorrect position of front fairing. According to Stewards' Decision No.90-532.

No.613 KONOVALOV Artur : 5 sec time penalty for incorrectly installed Front Fairing or incorrect position of front fairing. According to Stewards' Decision No.90-613.

No.554 NOBS Mathis : 5 sec time penalty for incorrectly installed Front Fairing or incorrect position of front fairing. According to Stewards' Decision No.90-554.

No.541 SILVA LORA Mario : 5 sec time penalty for incorrectly installed Front Fairing or incorrect position of front fairing. According to Stewards' Decision No.90-541.

Leaders : No.506 NEWSTEAD Austin (1-1) / No.539 COBY Christian (2-4) / No.513 LONGHITANO Aurelio (5-5) / No.539 COBY Christian (6-6)

Start Time : 28/11 - 10:01:17

Best lap : No.518 HOUSE George 1:12.066 84.87 kph

Weather : Overcast Air : 6°C Track : Dry

Event Record : No.507 GRANQUIST Ludwig 1:11.373 85.70 kph

Steward #1

Steward #2

Steward #3

IAME Warrior Final 2024: Zuera (ESP) 26/11 - 06/12/2024

Page 1 / 1

IAME Karting

Apex Timing GoRacing



## X30 MINI

### Qualifying Heat C-F Lap Chart

For information purposes. No official / regulatory value

	1	2	3	4	5	6	7	8	9	10	11	12	13	14	15	16	17	18	19	20	21	22	23	24	25	26	27	28	29	30	31
Grid	506	513	605	604	532	539	561	542	522	601	603	528	514	518	535	568	571	552	534	588	<del>610</del>	688	541	554	572	613	562	526	550	544	592
Start	506	605	532	561	522	513	603	604	514	539	535	542	571	601	528	534	518	568	541	552	572	588	562	688	554	550	613	526	544	592	
Lap 1 Interval	506	532	539	561	514	605	522	542	535	513	534	571	603	552	518	588	562	528	572	604	526	568	544	688	550	613	554	592	601	541	
		0.0	0.0	0.7	0.1	0.2	0.0	0.0	0.2	0.4	0.0	0.1	0.2	0.2	0.0	1.2	0.1	0.1	0.2	0.1	0.0	0.0	0.3	0.0	0.1	0.1	0.0	0.3	6.8	7.0	
Lap 2	539	506	532	561	514	522	542	513	535	534	605	571	552	518	603	588	562	528	572	604	568	526	688	544	550	554	613	592	601	541	
		0.1	0.0	0.1	0.0	0.2	0.2	0.3	0.1	0.6	0.1	0.2	0.8	0.0	0.4	1.0	0.1	0.0	0.4	0.3	0.0	0.3	0.0	0.2	0.2	0.0	0.6	0.2	6.6	9.0	
Lap 3	539	532	522	514	513	561	506	542	535	534	571	605	518	552	603	588	528	562	572	604	568	526	544	550	688	554	613	592	601	541	
		0.0	0.5	0.0	0.1	0.5	0.4	0.0	0.0	0.0	0.6	0.3	0.0	0.5	0.5	1.5	0.6	0.0	0.0	0.5	0.0	0.1	0.1	0.2	0.0	0.3	0.5	0.8	6.1	9.9	
Lap 4	539	522	513	514	532	561	542	506	534	518	605	571	552	535	603	588	528	572	562	568	544	526	604	550	688	554	613	592	601	541	
		0.1	0.1	0.1	0.3	0.5	0.6	0.1	0.0	0.3	0.3	0.0	0.6	0.0	0.9	1.9	0.0	0.3	1.1	0.0	0.2	0.1	0.1	0.1	0.0	0.3	0.0	1.9	5.5	11.4	
Lap 5	513	539	522	514	532	561	506	534	518	542	571	605	535	552	603	528	588	572	568	544	526	604	562	550	688	554	613	592	601	541	
		0.0	0.1	0.2	0.2	0.6	0.6	0.0	0.1	0.0	0.8	0.0	0.8	0.0	1.0	2.5	0.0	0.1	0.4	0.5	0.1	0.7	0.5	0.0	0.0	0.6	0.1	3.0	4.2	12.2	
Lap 6	539	532	513	522	561	514	534	542	518	506	552	571	535	603	605	568	528	588	544	526	604	572	550	688	613	554	562	592	601	541	
		0.0	0.0	0.0	0.0	0.2	0.2	0.0	0.9	0.6	0.0	0.3	0.7	0.1	0.0	3.5	0.8	0.0	0.0	0.1	0.4	0.0	0.7	0.0	0.9	0.0	1.0	3.2	2.8	13.1	

Timekeeper 

Race Director 



## X30 MINI

### Qualifying Heat C-F Analysis

For information purposes. No official / regulatory value

Laps	Sector 1	Sector 2	Sector 3	Lap Time	Spd
<b>No.506 NEWSTEAD Austin</b>					
1	24.599	26.048	23.690	1:14.337	101
2	23.376	26.018	23.760	1:13.154	99
3	24.530	26.434	23.543	1:14.507	102
4	23.238	25.485	24.146	1:12.869	102
5	23.157	25.859	23.436	1:12.452	102
6	24.691	26.308	23.803	1:14.802	98

Laps	Sector 1	Sector 2	Sector 3	Lap Time	Spd
<b>No.513 LONGHITANO Aurelio</b>					
1	25.517	27.042	23.691	1:16.250	101
2	23.233	25.548	23.410	1:12.191	102
3	23.279	25.847	23.222	1:12.348	104
4	23.123	25.645	23.338	1:12.106	102
5	23.163	25.384	23.532	1:12.079	98
6	24.380	26.363	24.043	1:14.786	100

Laps	Sector 1	Sector 2	Sector 3	Lap Time	Spd
<b>No.514 PORTER Teddy-Jay</b>					
1	25.132	26.052	23.807	1:14.991	101
2	23.396	25.634	23.381	1:12.411	104
3	23.961	25.684	23.520	1:13.165	102
4	23.051	25.936	23.358	1:12.345	103
5	23.327	25.536	23.583	1:12.446	101
6	23.817	26.904	23.731	1:14.452	103

Laps	Sector 1	Sector 2	Sector 3	Lap Time	Spd
<b>No.518 HOUSE George</b>					
1	25.349	27.326	23.681	1:16.356	103
2	23.770	26.173	23.623	1:13.566	103
3	23.530	25.488	23.439	1:12.457	103
4	23.199	25.423	23.444	1:12.066	100
5	23.252	25.488	23.470	1:12.210	102
6	24.392	25.880	23.652	1:13.924	97

Laps	Sector 1	Sector 2	Sector 3	Lap Time	Spd
<b>No.522 WOOD Freddie</b>					
1	25.153	26.606	23.664	1:15.423	103
2	23.334	25.531	23.516	1:12.381	102
3	23.840	25.623	23.358	1:12.821	103
4	23.016	25.558	23.505	1:12.079	101
5	23.254	25.568	23.687	1:12.509	103
6	24.297	26.489	23.773	1:14.559	101

Laps	Sector 1	Sector 2	Sector 3	Lap Time	Spd
<b>No.526 ZIARKO Stanislaw</b>					
1	25.894	27.421	24.550	1:17.865	103
2	24.004	26.191	24.148	1:14.343	103
3	23.846	26.062	23.885	1:13.793	102
4	23.699	26.655	23.779	1:14.133	102

Laps	Sector 1	Sector 2	Sector 3	Lap Time	Spd
5	23.355	25.752	23.619	1:12.726	100
6	23.536	26.351	23.953	1:13.840	99

Laps	Sector 1	Sector 2	Sector 3	Lap Time	Spd
<b>No.528 SMITH Blair</b>					
1	25.838	27.984	24.054	1:17.876	101
2	23.819	25.968	23.931	1:13.718	98
3	24.011	26.381	23.723	1:14.115	98
4	23.486	25.689	23.762	1:12.937	100
5	23.694	25.790	23.917	1:13.401	97
6	24.213	26.568	24.191	1:14.972	96

Laps	Sector 1	Sector 2	Sector 3	Lap Time	Spd
<b>No.532 NARAWAY Luca</b>					
1	24.828	25.789	23.655	1:14.272	101
2	23.620	25.884	23.628	1:13.132	102
3	23.674	25.670	23.471	1:12.815	101
4	23.295	26.090	23.850	1:13.235	101
5	23.307	25.378	23.718	1:12.403	101
6	23.534	26.554	23.887	1:13.975	101

Laps	Sector 1	Sector 2	Sector 3	Lap Time	Spd
<b>No.534 FOLEY JNR John</b>					
1	25.012	27.069	23.667	1:15.748	103
2	23.650	25.660	23.600	1:12.910	100
3	23.660	25.613	23.478	1:12.751	104
4	23.412	25.647	23.649	1:12.708	102
5	23.216	25.827	23.410	1:12.453	102
6	23.705	25.572	23.754	1:13.031	97

Laps	Sector 1	Sector 2	Sector 3	Lap Time	Spd
<b>No.535 KENNEY Oscar</b>					
1	25.128	26.735	23.729	1:15.592	101
2	23.520	25.662	23.618	1:12.800	103
3	23.502	26.226	23.602	1:13.330	102
4	23.249	25.483	25.538	1:14.270	97
5	23.711	25.627	23.523	1:12.861	103
6	23.494	25.993	24.502	1:13.989	99

Laps	Sector 1	Sector 2	Sector 3	Lap Time	Spd
<b>No.539 COBY Christian</b>					
1	24.761	25.819	23.494	1:14.074	101
2	23.529	25.613	23.712	1:12.854	98
3	23.751	25.643	23.580	1:12.974	101
4	23.280	25.579	23.683	1:12.542	98
5	23.626	25.461	23.407	1:12.494	103
6	24.248	26.324	24.023	1:14.595	99

Laps	Sector 1	Sector 2	Sector 3	Lap Time	Spd
<b>No.541 SILVA LORA Mario</b>					
1	26.419	27.520	39.428	1:33.367	87
2	25.374	26.637	24.472	1:16.483	95

Laps	Sector 1	Sector 2	Sector 3	Lap Time	Spd
3	24.230	26.351	24.285	1:14.866	95
4	24.146	27.132	24.332	1:15.610	95
5	24.187	26.194	24.231	1:14.612	94
6	24.261	26.207	24.172	1:14.640	94

Laps	Sector 1	Sector 2	Sector 3	Lap Time	Spd
<b>No.542 CACHAFEIRO Tony</b>					
1	25.168	26.516	23.595	1:15.279	103
2	23.659	25.516	23.419	1:12.594	101
3	23.769	26.264	23.704	1:13.737	102
4	23.443	25.476	23.791	1:12.710	100
5	23.676	25.766	23.395	1:12.837	103
6	23.557	25.562	23.739	1:12.858	100

Laps	Sector 1	Sector 2	Sector 3	Lap Time	Spd
<b>No.544 NEKMOUCHE Neil</b>					
1	26.335	27.367	24.468	1:18.170	102
2	23.906	26.331	23.988	1:14.225	102
3	23.778	26.007	23.876	1:13.661	102
4	23.637	26.478	23.737	1:13.852	101
5	23.332	25.608	23.745	1:12.685	99
6	23.634	26.353	23.895	1:13.882	99

Laps	Sector 1	Sector 2	Sector 3	Lap Time	Spd
<b>No.550 MIKALSEN Adrian</b>					
1	26.647	27.547	24.396	1:18.590	102
2	24.087	26.307	23.862	1:14.256	101
3	23.733	26.220	23.772	1:13.725	101
4	24.101	26.072	23.896	1:14.069	103
5	24.000	26.106	23.556	1:13.662	98
6	23.786	26.196	23.762	1:13.744	100

Laps	Sector 1	Sector 2	Sector 3	Lap Time	Spd
<b>No.552 CRUZ SÁNCHEZ Max</b>					
1	25.322	26.991	23.868	1:16.181	103
2	23.686	26.088	23.793	1:13.567	102
3	23.670	25.618	23.757	1:13.045	100
4	23.322	25.587	23.707	1:12.616	98
5	24.008	25.502	23.436	1:12.946	103
6	23.238	25.981	23.635	1:12.854	99

Laps	Sector 1	Sector 2	Sector 3	Lap Time	Spd
<b>No.554 NOBS Mathis</b>					
1	26.628	27.831	24.392	1:18.851	103
2	23.884	26.466	23.753	1:14.103	103
3	23.780	26.549	23.706	1:14.035	102
4	24.014	26.273	23.827	1:14.114	103
5	23.890	26.083	23.893	1:13.866	100
6	23.514	26.750	23.821	1:14.085	101


Timekeeper  Race Director 

## X30 MINI

### Qualifying Heat C-F Analysis

For information purposes. No official / regulatory value

Laps	Sector 1	Sector 2	Sector 3	Lap Time	Spd	Laps	Sector 1	Sector 2	Sector 3	Lap Time	Spd	Laps	Sector 1	Sector 2	Sector 3	Lap Time	Spd
<b>No.561 VEGA Royce</b>						<b>No.592 LEE Yuchen</b>						<b>No.688 LAWRENCE Ava</b>					
1	25.215	26.051	23.740	1:15.006	97	5	23.952	25.762	23.812	1:13.526	97	3	23.883	26.146	23.935	1:13.964	99
2	23.402	25.601	23.511	1:12.514	103	6	24.231	26.568	24.134	1:14.933	98	4	23.791	26.124	23.680	1:13.595	103
3	24.098	26.205	23.535	1:13.838	100	1	26.529	27.890	24.464	1:18.883	100	5	23.829	26.237	23.916	1:13.982	99
4	23.342	25.614	23.584	1:12.540	99	2	23.930	26.621	24.095	1:14.646	99	6	23.713	26.067	24.125	1:13.905	97
5	23.321	25.549	23.678	1:12.548	99	3	23.785	26.395	24.387	1:14.567	98	<b>No.603 STEWART Andie</b>					
6	23.488	26.221	23.770	1:13.479	102	4	23.655	26.512	24.461	1:14.628	96	1	25.828	26.890	23.871	1:16.589	102
<b>No.562 SCICLUNA Zack</b>						5	24.165	26.702	24.285	1:15.152	96	2	23.867	26.740	23.696	1:14.303	101
1	26.388	27.041	24.054	1:17.483	101	6	24.043	26.530	24.581	1:15.154	96	3	23.489	25.884	23.756	1:13.129	100
2	24.146	25.879	23.812	1:13.837	99	<b>No.601 CORNIL Milo</b>						4	23.586	25.741	23.743	1:13.070	100
3	24.091	26.140	23.976	1:14.207	89	1	31.902	30.325	24.312	1:26.539	97	5	23.562	25.630	23.757	1:12.949	100
4	24.417	25.872	24.105	1:14.394	91	2	24.054	26.304	24.128	1:14.486	98	6	23.669	25.794	23.627	1:13.090	99
5	24.473	26.027	23.977	1:14.477	91	3	23.991	26.051	23.977	1:14.019	98	<b>No.604 STEWART Johnston</b>					
6	24.652	26.291	24.893	1:15.836	85	4	23.922	26.070	24.076	1:14.068	98	1	26.191	28.044	24.571	1:18.806	101
<b>No.568 DAVIDSON Alfie</b>						5	23.898	26.006	23.931	1:13.835	98	2	23.976	26.200	23.892	1:14.068	100
1	25.957	27.914	24.471	1:18.342	103	6	23.870	25.966	23.902	1:13.738	98	3	23.634	26.398	23.976	1:14.008	99
2	24.023	26.177	23.780	1:13.980	103	<b>No.603 STEWART Andie</b>						4	24.339	26.278	23.840	1:14.457	102
3	23.662	26.374	23.909	1:13.945	100	1	25.828	26.890	23.871	1:16.589	102	5	23.741	25.749	23.778	1:13.268	99
4	23.749	26.511	23.643	1:13.903	100	2	23.867	26.740	23.696	1:14.303	101	6	23.495	25.900	24.149	1:13.544	99
5	23.342	25.553	23.498	1:12.393	100	3	23.489	25.884	23.756	1:13.129	100	<b>No.605 CAMPOS Pedro</b>					
6	23.686	26.142	23.680	1:13.508	98	4	23.922	26.070	24.076	1:14.068	98	1	24.837	26.471	24.238	1:15.546	103
<b>No.571 VD COTERLET Julian</b>						5	23.898	26.006	23.931	1:13.835	98	2	23.873	26.161	24.001	1:14.035	101
1	25.545	26.596	24.008	1:16.149	103	6	23.870	25.966	23.902	1:13.738	98	3	23.994	25.929	23.626	1:13.549	103
2	23.762	25.766	23.739	1:13.267	101	<b>No.603 STEWART Andie</b>						4	23.343	25.535	23.597	1:12.475	102
3	23.572	25.655	23.692	1:12.919	99	1	25.828	26.890	23.871	1:16.589	102	5	23.547	25.603	23.664	1:12.814	101
4	23.825	25.514	23.538	1:12.877	102	2	23.867	26.740	23.696	1:14.303	101	6	23.913	26.086	24.979	1:14.978	98
5	23.325	25.699	23.671	1:12.695	101	3	23.489	25.884	23.756	1:13.129	100	<b>No.613 KONOVALOV Artur</b>					
6	24.081	26.164	23.875	1:14.120	97	4	23.922	26.070	24.076	1:14.068	98	1	26.556	27.367	24.738	1:18.661	101
<b>No.572 CAMPBELL Sophie</b>						5	23.898	26.006	23.931	1:13.835	98	2	23.957	26.721	24.147	1:14.825	98
1	26.143	27.549	24.222	1:17.914	100	<b>No.603 STEWART Andie</b>						<b>No.588 PELFRENE Téo</b>					
2	23.853	26.073	23.984	1:13.910	99	1	25.828	26.890	23.871	1:16.589	102	1	25.980	27.217	24.193	1:17.390	98
3	23.870	26.263	23.654	1:13.787	100	2	23.867	26.740	23.696	1:14.303	101	2	23.694	26.151	23.979	1:13.824	98
4	23.492	25.870	23.842	1:13.204	100	3	23.489	25.884	23.756	1:13.129	100	3	23.736	25.893	23.941	1:13.570	97
5	23.682	25.708	23.856	1:13.246	99	4	23.922	26.070	24.076	1:14.068	98	4	23.731	25.866	23.965	1:13.562	98
6	24.166	26.974	24.287	1:15.427	98	<b>No.605 CAMPOS Pedro</b>											

Timekeeper  Race Director 



31 <sup>th</sup>	<b>592</b> LEE Yuchen KR		<b>16</b>			
29 <sup>th</sup>	<b>550</b> MIKALSEN Adrian FALCON		<b>15</b>	<b>544</b> NEKMOUCHE Neil FORMULE K		30 <sup>th</sup>
27 <sup>th</sup>	<b>562</b> SCICLUNA Zack KALI KART		<b>14</b>	<b>526</b> ZIARKO Stanislaw PAROLIN		28 <sup>th</sup>
25 <sup>th</sup>	<b>572</b> CAMPBELL Sophie KR		<b>13</b>	<b>613</b> KONOVALOV Artur FA ALONSO KART		26 <sup>th</sup>
23 <sup>th</sup>	<b>541</b> SILVA LORA Mario ALONSO KART		<b>12</b>	<b>554</b> NOBS Mathis OTK		24 <sup>th</sup>
21 <sup>th</sup>	<b>610</b> FRYKBERG Alexander ENERGY CORSE		<b>11</b>	<b>688</b> LAWRENCE Ava KART REPUBLIC		22 <sup>th</sup>
19 <sup>th</sup>	<b>534</b> FOLEY JNR John KR		<b>10</b>	<b>588</b> PELFRENE Téo BIREL ART		20 <sup>th</sup>
17 <sup>th</sup>	<b>571</b> VD COTERLET Julian FALCON		<b>9</b>	<b>552</b> CRUZ SÁNCHEZ Max TBA		18 <sup>th</sup>
15 <sup>th</sup>	<b>535</b> KENNEY Oscar ALONSO KART		<b>8</b>	<b>568</b> DAVIDSON Alfie KR		16 <sup>th</sup>
13 <sup>th</sup>	<b>514</b> PORTER Teddy-Jay KR		<b>7</b>	<b>518</b> HOUSE George ENERGY CORSE		14 <sup>th</sup>
11 <sup>th</sup>	<b>603</b> STEWART Andie ALONSO		<b>6</b>	<b>528</b> SMITH Blair KR		12 <sup>th</sup>
9 <sup>th</sup>	<b>522</b> WOOD Freddie KR		<b>5</b>	<b>601</b> CORNIL Milo REDSPEED		10 <sup>th</sup>
7 <sup>th</sup>	<b>561</b> VEGA Royce KR		<b>4</b>	<b>542</b> CACHAFEIRO Tony KR		8 <sup>th</sup>
5 <sup>th</sup>	<b>532</b> NARRAWAY Luca FALCON		<b>3</b>	<b>539</b> COBY Christian KR		6 <sup>th</sup>
3 <sup>rd</sup>	<b>605</b> CAMPOS Pedro KALI KART		<b>2</b>	<b>604</b> STEWART Johnston KR		4 <sup>th</sup>
1 <sup>st</sup>	<b>506</b> NEWSTEAD Austin KR		<b>1</b>	<b>513</b> LONGHITANO Aurelio PAROLIN		2 <sup>nd</sup>

POLE POSITION



Start : 28/11 - 09:55 6 Laps = 10.194 km

Steward #1

Steward #2

Steward #3

IAME Warrior Final 2024: Zuera (ESP) 26/11 - 06/12/2024

Page 1 / 1

IAME Karting

Apex Timing GoRacing

## X30 MINI

### Qualifying Heat A-B Results

Document 51.1

Subject to scrutineering & sporting investigations

Rnk	No.	Competitor	Driver	D. Nat	Equipment	Laps	Gap	Interv.	Best lap	Penalty	Spd	Points
1	▲15	577 EUROKARTING	GRIGNET Noah		REDSPEED	6			1:11.981		104.1	0
2	▲2	510 FUSION MOTORSPORT	WILLIAMS Harry		KR	6	0.007	0.007	1:12.150		104.7	2
3	▼2	507 FALCON RACING TEAM	GRANQUIST Ludwig		FALCON	6	0.061	0.054	1:11.990		102.3	3
4	▲5	586 BIREL ART RACING	MORALES Nuvola		BIREL ART RACING	6	0.267	0.206	1:12.172		105.3	4
5	▲6	502 FUSION MOTORSPORT	SAYER Jarlath		KR	6	0.316	0.049	1:12.253		104.0	5
6	▼1	520 RAM RACING	FERGUSON Daniel		ALONSO KART	6	0.546	0.230	1:12.451		105.3	6
7	▼5	578 AXION RACING	SCHELVIS Abraham		FA	6	0.652	0.106	1:11.498		104.5	7
8	▲5	553 KRS KIDS RACING SCHOOL	JIMENEZ GARCIA Adrian		ALONSO KART	6	0.667	0.015	1:12.110		104.8	8
9	▲6	563 MDC RACING	GREILING Bruno		KR	6	0.706	0.039	1:11.804		104.6	9
10	▼7	540 2N RACING	NUVOLINI Many		FK	6	0.766	0.060	1:11.868		104.0	10
11	▲6	608 EUROKARTING	POINT Alexandre		REDSPEED	6	0.778	0.012	1:12.073		104.7	11
12	▼6	545 BOUCHARD	BOUCHARD Antton		ALONSO KART	6	0.919	0.141	1:11.807		104.0	12
13	▼6	585 MONLAU MOTORSPORT	GONZALEZ ELLUL Ivan		ALONSO KART	6	0.938	0.019	1:11.987		104.5	13
14	▼6	548 FUSION MOTORSPORT	HIBBERT Mayson		KR	6	3.341	2.403	1:12.503		104.1	14
15	▲14	584 BMR	REILLY Alex		KART REPUBLIC	6	3.861	0.520	1:12.549		100.1	15
16	▼6	587 XCEL	AUGUSTIN Baptiste		ENERGY	6	4.019	0.158	1:11.947		105.2	16
17	▲7	607 CLUB KALI KART	MIQUEL PRIETO Jorge		TBC	6	4.437	0.418	1:12.428		102.7	17
18	=	516 SK SERVICE	SØRLIE SMISTAD Ole Alexander		FALCON	6	4.744	0.307	1:12.785		103.8	18
19	=	570 VDK	PAVEL Luca Andrea		KR	6	6.510	1.766	1:12.798		102.7	19
20	▼6	565 TEAM PRO-KARTING	GLENDE Vebjørn		DR RACING KART	6	6.564	0.054	1:12.341		103.6	20
21	▲4	609 FALCON RACING TEAM	KARASSAS Simon		FALCON	6	7.926	1.362	1:12.802		102.4	21
22	▲4	515 FALCON RACING TEAM	GHARIB Kevin		FALCON	6	8.032	0.106	1:12.765		102.5	22
23	▼2	521 FUSION MOTORSPORT	MONTANARI Giuseppe		KR	6	8.092	0.060	1:12.436		103.3	23
24	▼1	525 EDMUNDO BONNETT	PEREZ CABELLO Ruben		TBC	6	9.419	1.327	1:12.253	+5.000	104.1	24
25	▲7	555 MEGAKART DZ	SRYER AISSA Roslan		SODI	6	9.945	0.526	1:12.780		102.3	25
26	▲1	537 C.D. KARTING CEUTI RACING	SEGURA Pablo		KR	6	11.235	1.290	1:12.969		103.6	26
27	▲3	575 AUTO CLUB RC2 VALLES	PADOVANI Nahil		OTK	6	11.264	0.029	1:13.092		103.7	27
28	▲3	556 SPIRIT-KARTING.CH	ITEN Ben		PAROLIN	6	11.380	0.116	1:12.878		104.1	28
29	▼7	606 RSD KARTING	MOUCHE Matisse		KOSMIC	6	13.571	2.191	1:13.718		99.3	29
30	▼10	551 KALI KART BY JORGE PESCADOR	SARLAS Alessandro		KALI KART	6	16.123	2.552	1:14.000		97.2	30
31	▼3	599 SERGIO RODRIGUES	RODRIGUES Martin		TBC	6	27.621	11.498	1:15.027		103.1	31
32	▼20	611 XCEL	SAMUEL Hugon		KR	5	1 Lap	1 Lap	1:12.394		103.6	32

No.525 PEREZ CABELLO Ruben : 5 sec time penalty for incorrectly installed Front Fairing or incorrect position of front fairing. According to Stewards' Decision No.58.

Leaders : No.507 GRANQUIST Ludwig (1-2) / No.586 MORALES Nuvola (3-3) / No.502 SAYER Jarlath (4-5) / No.510 WILLIAMS Harry (6-6)

Start Time : 27/11 - 14:18:45

Best lap : No.578 SCHELVIS Abraham 1:11.498 85.55 kph

Weather : Sunny Air : 13°C Track : Dry

Event Record : No.507 GRANQUIST Ludwig 1:11.373 85.70 kph

Steward #1

Steward #2

Steward #3

IAME Warrior Final 2024: Zuera (ESP) 26/11 - 06/12/2024

Page 1 / 1

IAME Karting

Apex Timing GoRacing



DOCUMENT N° 58

## DÉCISION DES COMMISSAIRES SPORTIFS STEWARDS' DECISION

PÉNALITÉ INFLIGÉE AU CONCURRENT (NOM) : **EDMUNDO BONNETT**  
PENALTY INFLICTED UPON THE COMPETITOR (NAME):

NATIONALITÉ / NATIONALITY:

N°: **525**  
No.:

PILOTE : **PEREZ CABELLO Ruben**  
DRIVER :

Concerne la partie de la compétition: **X30 MINI - Qualifying Heat A-B**  
Concerns the part of the competition :

### ÉNONCÉ / STATEMENT:

**5 sec time penalty for incorrectly installed Front Fairing or incorrect position of front fairing**

### MOTIF / REASON:

The Stewards having received a report from the Scrutineers / Judges of fact, having examined this report, have considered the following matter, determine the following: \_ The Driver mentioned above had his Front Fairing in an incorrect position when the Chequered Flag was waved. \_ This fact is a violation against Art.2.3.3 of the 2024 CIK-FIA General Prescriptions. \_ The Stewards impose this penalty according to Art.2.3.3 of the 2024 General Prescriptions and Art.12.3 of the 2024 FIA International Sporting Code. The Competitor is reminded that, in accordance with Art.2.3.3 of the 2024 CIK-FIA General Prescriptions the above penalty is not susceptible to appeal.

**Décision annoncée**  
**Decision announced**

Date / Date: **27/11/2024**

Heure / Time: **14:33**

Nom / Name

Signature

Président du Collège / Chairman of the Panel:

**Kris LAMBRECHT (BEL)**



Membres du Collège / Members of the Panel:

**Manuel BERNABÉ (ESP)**



**Pere SAURA (ESP)**



### NOTIFICATION AU CONCURRENT CONCERNÉ / NOTIFICATION TO THE RELEVANT COMPETITOR

Je soussigné :

*I undersigned:* Nom personnel / personal name

Représentant du Concurrent : **EDMUNDO BONNETT**

*Representing the Competitor:* Nom du Concurrent / Competitor name

Certifie avoir reçu notification du document N° **58** des Commissaires Sportifs de la Compétition  
*Certify that I have been notified of document No.* **58** *by the Stewards of the Competition.*

Date :

Heure / Time:

Signature :

## X30 MINI

### Qualifying Heat A-B Lap Chart

For information purposes. No official / regulatory value

	1	2	3	4	5	6	7	8	9	10	11	12	13	14	15	16	17	18	19	20	21	22	23	24	25	26	27	28	29	30	31	32	
Grid	507	578	540	510	520	545	585	548	586	587	502	611	553	565	563	577	608	516	570	551	521	606	525	607	609	515	537	599	584	575	556	555	
Start	578	507	510	540	545	520	548	585	587	586	565	502	577	553	516	563	608	551	606	570	607	515	599	521	609	537	575	584	556	611	555	525	
Lap 1 Interval	507	520 0.1	502 0.0	586 0.2	577 0.1	553 0.5	510 0.3	548 0.6	540 0.0	585 0.0	516 0.1	563 0.2	545 0.1	608 0.3	587 0.4	611 0.2	578 0.0	599 0.7	584 0.0	609 0.3	515 0.0	607 0.0	570 0.3	606 0.3	565 0.1	525 0.0	537 0.0	551 0.0	521 0.0	555 0.2	575 0.1	556 0.0	599 0.0
Lap 2	507	502 0.1	520 0.0	586 0.0	577 0.0	510 1.1	553 0.0	540 0.1	585 0.4	563 1.1	516 0.2	548 0.1	545 0.1	611 0.5	608 0.0	587 0.1	578 0.1	584 0.5	609 0.8	515 0.0	607 0.0	570 0.4	565 0.1	525 0.0	606 0.8	521 0.0	599 0.1	537 0.0	555 0.7	575 0.0	556 0.0	551 1.9	
Lap 3	586	502 0.0	520 0.2	577 0.3	507 0.1	540 0.4	510 0.0	553 0.0	585 0.8	563 1.1	548 0.3	545 0.0	516 0.2	608 0.0	611 0.2	587 0.6	578 0.0	584 0.3	609 1.0	515 0.0	607 0.0	565 0.1	525 0.1	570 0.3	521 0.6	606 1.3	537 0.3	555 0.0	575 0.3	556 0.2	551 3.1	599 8.4	
Lap 4	502	586 0.0	520 0.0	540 0.2	510 0.2	507 0.5	577 0.2	553 0.2	585 0.0	563 1.4	548 0.0	516 0.1	608 0.0	611 0.4	587 0.1	578 0.0	584 0.9	516 1.0	609 0.4	607 0.1	525 0.3	515 0.0	565 0.0	570 0.0	521 0.2	555 2.1	537 0.1	606 0.4	575 0.1	556 0.1	551 4.2	599 9.9	
Lap 5	502	586 0.0	540 0.0	510 0.7	520 0.0	507 0.0	577 0.2	585 0.3	553 0.0	545 1.2	563 0.0	578 0.6	608 0.0	587 0.8	611 0.0	548 0.3	584 0.7	516 1.4	607 0.0	525 0.0	609 0.8	570 0.1	565 0.6	515 0.0	521 0.0	555 2.1	537 0.0	575 0.2	606 1.0	556 0.1	551 3.9	599 10.8	
Lap 6	577	510 0.0	507 0.0	586 0.2	502 0.0	520 0.2	578 0.1	553 0.0	563 0.0	540 0.0	608 0.0	545 0.1	585 0.0	548 2.4	584 0.5	587 0.1	525 0.4	607 0.0	516 0.3	570 1.7	565 0.0	609 1.3	515 0.1	521 0.0	555 1.8	537 1.2	575 0.0	556 0.1	606 2.1	551 2.5	599 11.4		

Timekeeper

Race Director

IAME Warrior Final 2024: Zuera (ESP) 26/11 - 06/12/2024

IAME Karting

Apex Timing GoRacing



## X30 MINI

### Qualifying Heat A-B Analysis

For information purposes. No official / regulatory value

Laps	Sector 1	Sector 2	Sector 3	Lap Time	Spd
<b>No.502 SAYER Jarlath</b>					
1	24.239	25.613	23.384	1:13.236	104
2	23.401	25.436	23.472	1:12.309	101
3	23.214	25.791	23.406	1:12.411	102
4	23.440	25.708	23.584	1:12.732	103
5	22.978	25.569	23.706	1:12.253	100
6	23.979	26.775	24.717	1:15.471	100

Laps	Sector 1	Sector 2	Sector 3	Lap Time	Spd
<b>No.507 GRANQUIST Ludwig</b>					
1	23.897	25.699	23.735	1:13.331	97
2	23.225	25.459	23.679	1:12.363	97
3	24.397	25.405	23.465	1:13.267	102
4	24.000	25.810	23.443	1:13.253	100
5	23.246	25.267	23.477	1:11.990	102
6	23.936	26.013	24.331	1:14.280	100

Laps	Sector 1	Sector 2	Sector 3	Lap Time	Spd
<b>No.510 WILLIAMS Harry</b>					
1	25.478	25.733	23.643	1:14.854	101
2	23.222	25.610	23.519	1:12.351	102
3	23.112	25.616	23.513	1:12.241	104
4	23.292	25.479	23.379	1:12.150	102
5	23.038	25.673	23.794	1:12.505	102
6	23.916	25.990	24.380	1:14.286	100

Laps	Sector 1	Sector 2	Sector 3	Lap Time	Spd
<b>No.515 GHARIB Kevin</b>					
1	26.786	26.694	24.430	1:17.910	102
2	23.655	25.857	23.898	1:13.410	102
3	23.319	25.731	23.715	1:12.765	102
4	23.571	25.689	24.201	1:13.461	100
5	23.782	26.109	23.974	1:13.865	99
6	23.593	26.268	24.446	1:14.307	100

Laps	Sector 1	Sector 2	Sector 3	Lap Time	Spd
<b>No.516 SØRLIE SMISTAD Ole Alexander</b>					
1	25.538	26.071	23.780	1:15.389	103
2	23.526	26.025	23.971	1:13.522	101
3	23.631	25.728	23.605	1:12.964	104
4	24.859	26.156	23.944	1:14.959	100
5	23.600	25.824	23.672	1:13.096	100
6	23.564	25.661	23.560	1:12.785	102

Laps	Sector 1	Sector 2	Sector 3	Lap Time	Spd
<b>No.520 FERGUSON Daniel</b>					
1	23.982	25.827	23.560	1:13.369	104
2	23.187	25.625	23.639	1:12.451	105
3	23.362	25.800	23.386	1:12.548	102
4	23.281	25.874	23.477	1:12.632	103

Laps	Sector 1	Sector 2	Sector 3	Lap Time	Spd
5	23.099	26.132	23.818	1:13.049	99
6	24.227	26.292	24.271	1:14.790	102

Laps	Sector 1	Sector 2	Sector 3	Lap Time	Spd
<b>No.521 MONTANARI Giuseppe</b>					
1	27.085	27.721	24.227	1:19.033	101
2	23.869	26.070	23.811	1:13.750	100
3	23.331	25.615	23.609	1:12.555	101
4	23.264	25.711	23.461	1:12.436	102
5	23.626	26.227	23.698	1:13.551	102
6	23.511	26.818	24.029	1:14.358	103

Laps	Sector 1	Sector 2	Sector 3	Lap Time	Spd
<b>No.525 PEREZ CABELLO Ruben</b>					
1	25.956	27.632	24.104	1:17.692	100
2	23.391	25.907	23.740	1:13.038	104
3	23.350	25.530	23.562	1:12.442	102
4	23.520	25.737	23.762	1:13.019	102
5	23.315	25.485	23.453	1:12.253	103
6	23.189	25.515	23.648	1:12.352	100

Laps	Sector 1	Sector 2	Sector 3	Lap Time	Spd
<b>No.537 SEGURA Pablo</b>					
1	26.873	27.703	24.266	1:18.842	100
2	24.009	26.117	23.931	1:14.057	103
3	23.660	26.147	24.194	1:14.001	99
4	23.342	25.943	23.684	1:12.969	99
5	23.877	25.766	23.914	1:13.557	98
6	24.400	26.771	24.099	1:15.270	97

Laps	Sector 1	Sector 2	Sector 3	Lap Time	Spd
<b>No.540 NUVOLINI Many</b>					
1	25.828	25.705	24.025	1:15.558	104
2	23.158	25.390	23.320	1:11.868	102
3	23.043	25.355	23.544	1:11.942	104
4	23.212	25.370	23.381	1:11.963	102
5	22.989	25.658	23.343	1:11.990	99
6	24.081	26.598	25.130	1:15.809	100

Laps	Sector 1	Sector 2	Sector 3	Lap Time	Spd
<b>No.545 BOUCHARD Antton</b>					
1	26.050	26.564	23.546	1:16.160	103
2	23.350	26.316	23.744	1:13.410	103
3	23.204	25.715	23.480	1:12.399	104
4	23.160	25.539	23.498	1:12.197	104
5	23.004	25.437	23.366	1:11.807	104
6	23.028	25.597	24.638	1:13.263	99

Laps	Sector 1	Sector 2	Sector 3	Lap Time	Spd
<b>No.548 HIBBERT Mayson</b>					
1	25.585	25.730	24.082	1:15.397	104
2	23.968	26.076	23.905	1:13.949	102

Laps	Sector 1	Sector 2	Sector 3	Lap Time	Spd
3	23.288	25.672	23.546	1:12.506	103
4	23.298	25.605	23.600	1:12.503	104
5	23.256	25.647	24.809	1:13.712	101
6	23.458	26.092	23.979	1:13.529	99



Laps	Sector 1	Sector 2	Sector 3	Lap Time	Spd
<b>No.551 SARLAS Alessandro</b>					
1	26.879	27.952	24.449	1:19.280	97
2	24.326	26.180	26.371	1:16.877	92
3	24.549	26.457	24.032	1:15.038	97
4	23.957	26.035	24.008	1:14.000	97
5	23.966	26.171	23.953	1:14.090	97
6	24.045	26.274	24.413	1:14.732	97

Laps	Sector 1	Sector 2	Sector 3	Lap Time	Spd
<b>No.553 JIMENEZ GARCIA Adrian</b>					
1	24.681	25.763	23.700	1:14.144	99
2	23.461	25.825	23.488	1:12.774	103
3	23.322	25.464	23.484	1:12.270	104
4	23.297	26.303	23.578	1:13.178	102
5	23.002	25.526	23.582	1:12.110	103
6	23.559	26.193	24.473	1:14.225	102

Laps	Sector 1	Sector 2	Sector 3	Lap Time	Spd
<b>No.555 SRYER AISSA Roslan</b>					
1	26.654	27.822	24.393	1:18.869	101
2	23.861	26.046	24.522	1:14.429	100
3	23.836	25.969	23.559	1:13.364	102
4	23.342	25.765	23.673	1:12.780	99
5	24.061	25.890	23.674	1:13.625	99
6	24.288	26.010	23.720	1:14.018	100

Laps	Sector 1	Sector 2	Sector 3	Lap Time	Spd
<b>No.556 ITEN Ben</b>					
1	27.147	27.850	24.235	1:19.232	104
2	24.185	26.229	23.956	1:14.370	101
3	24.416	25.718	23.759	1:13.893	102
4	23.167	25.930	23.781	1:12.878	103
5	24.151	26.279	23.957	1:14.387	101
6	24.204	25.870	23.880	1:13.954	99

Laps	Sector 1	Sector 2	Sector 3	Lap Time	Spd
<b>No.563 GREILING Bruno</b>					
1	25.683	26.422	23.523	1:15.628	103
2	23.381	25.995	23.683	1:13.059	100
3	23.280	25.547	23.652	1:12.479	100
4	23.425	25.599	23.687	1:12.711	104
5	23.022	25.429	23.353	1:11.804	104
6	23.047	25.652	24.292	1:12.991	104

Timekeeper  Race Director 





## X30 MINI

### Qualifying Heat A-B Analysis

For information purposes. No official / regulatory value

Laps	Sector 1	Sector 2	Sector 3	Lap Time	Spd	Laps	Sector 1	Sector 2	Sector 3	Lap Time	Spd	Laps	Sector 1	Sector 2	Sector 3	Lap Time	Spd
<b>No.565 GLENDE Vebjørn</b>						5	23.519	<b>25.350</b>	23.806	1:12.675	97	3	<b>23.390</b>	<b>25.699</b>	<b>23.672</b>	<b>1:12.761</b>	103
1	<b>27.128</b>	<b>28.091</b>	<b>24.122</b>	<b>1:19.341</b>	101	6	23.444	25.525	24.361	1:13.330	97	4	23.610	<b>25.665</b>	23.730	1:13.005	100
2	<b>23.382</b>	<b>26.144</b>	<b>23.550</b>	<b>1:13.076</b>	<b>103</b>	<b>No.585 GONZALEZ ELLUL Ivan</b>						5	23.404	<b>25.628</b>	<b>23.517</b>	<b>1:12.549</b>	103
3	<b>23.245</b>	<b>25.614</b>	<b>23.482</b>	<b>1:12.341</b>	102	1	<b>25.793</b>	<b>25.817</b>	<b>23.871</b>	<b>1:15.481</b>	<b>104</b>	6	<b>23.163</b>	<b>25.439</b>	23.826	<b>1:12.428</b>	98
4	23.509	25.832	23.894	1:13.235	102	2	<b>23.223</b>	<b>25.525</b>	<b>23.536</b>	<b>1:12.284</b>	100	<b>No.608 POINT Alexandre</b>					
5	23.499	26.563	23.741	1:13.803	101	3	23.244	25.597	23.631	1:12.472	100	1	<b>25.847</b>	<b>26.531</b>	<b>23.712</b>	<b>1:16.090</b>	102
6	23.452	25.755	23.680	1:12.887	99	4	23.338	25.556	<b>23.489</b>	1:12.383	102	2	<b>23.283</b>	<b>26.192</b>	24.227	<b>1:13.702</b>	104
<b>No.570 PAVEL Luca Andrea</b>						5	<b>23.163</b>	<b>25.430</b>	<b>23.394</b>	<b>1:11.987</b>	103	3	<b>23.144</b>	<b>25.467</b>	<b>23.462</b>	<b>1:12.073</b>	104
1	<b>27.124</b>	<b>27.384</b>	<b>23.974</b>	<b>1:18.482</b>	101	6	23.463	26.234	24.859	1:14.556	98	4	23.178	<b>25.444</b>	23.572	1:12.194	<b>104</b>
2	<b>23.406</b>	<b>26.411</b>	<b>23.647</b>	<b>1:13.464</b>	101	<b>No.586 MORALES Nuvola</b>						5	<b>23.123</b>	25.511	23.698	1:12.332	103
3	23.763	<b>25.664</b>	<b>23.561</b>	<b>1:12.988</b>	102	1	<b>24.440</b>	<b>25.668</b>	<b>23.469</b>	<b>1:13.577</b>	102	6	23.158	<b>25.399</b>	23.734	1:12.291	104
4	<b>23.350</b>	25.898	<b>23.550</b>	<b>1:12.798</b>	<b>102</b>	2	<b>23.229</b>	<b>25.480</b>	<b>23.463</b>	<b>1:12.172</b>	<b>105</b>	<b>No.609 KARASSAS Simon</b>					
5	23.518	26.031	<b>23.548</b>	1:13.097	102	3	<b>23.217</b>	25.561	<b>23.431</b>	1:12.209	102	1	<b>26.553</b>	<b>26.673</b>	<b>24.469</b>	<b>1:17.695</b>	<b>102</b>
6	23.916	25.799	23.764	1:13.479	99	4	23.586	25.737	23.531	1:12.854	103	2	<b>23.628</b>	<b>25.865</b>	<b>23.882</b>	<b>1:13.375</b>	98
<b>No.575 PADOVANI Nahil</b>						5	<b>23.022</b>	25.761	23.473	1:12.256	101	3	<b>23.337</b>	<b>25.707</b>	<b>23.758</b>	<b>1:12.802</b>	101
1	<b>27.096</b>	<b>27.792</b>	<b>24.367</b>	<b>1:19.255</b>	<b>103</b>	6	23.998	26.673	24.692	1:15.363	97	4	23.370	25.723	23.856	1:12.949	99
2	<b>24.216</b>	<b>26.025</b>	<b>24.127</b>	<b>1:14.368</b>	101	<b>No.587 AUGUSTIN Baptiste</b>						5	23.763	26.025	23.850	1:13.638	99
3	<b>24.159</b>	<b>25.893</b>	<b>23.627</b>	<b>1:13.679</b>	101	1	<b>26.279</b>	<b>26.609</b>	<b>23.926</b>	<b>1:16.814</b>	100	6	24.186	26.580	24.229	1:14.995	97
4	<b>23.286</b>	25.994	23.812	<b>1:13.092</b>	104	2	<b>23.783</b>	<b>25.899</b>	<b>23.720</b>	<b>1:13.402</b>	103	<b>No.611 SAMUEL Hugon</b>					
5	23.774	<b>25.866</b>	23.632	1:13.272	100	3	<b>23.224</b>	26.181	<b>23.462</b>	<b>1:12.867</b>	104	1	<b>25.784</b>	<b>26.517</b>	<b>23.787</b>	<b>1:16.088</b>	103
6	23.912	27.127	23.972	1:15.011	98	4	<b>23.094</b>	<b>25.459</b>	<b>23.394</b>	<b>1:11.947</b>	<b>105</b>	2	<b>23.213</b>	<b>25.678</b>	24.071	<b>1:12.962</b>	<b>103</b>
<b>No.577 GRIGNET Noah</b>						5	23.252	25.475	23.814	1:12.541	100	3	23.319	<b>25.625</b>	<b>23.474</b>	<b>1:12.418</b>	102
1	<b>24.619</b>	<b>25.526</b>	<b>23.443</b>	<b>1:13.588</b>	102	6	23.553	26.975	24.109	1:14.637	100	4	23.277	<b>25.598</b>	23.519	<b>1:12.394</b>	101
2	<b>23.177</b>	<b>25.519</b>	<b>23.428</b>	<b>1:12.124</b>	<b>104</b>	<b>No.599 RODRIGUES Martin</b>						5	23.274	<b>25.316</b>	24.203	1:12.793	101
3	23.786	<b>25.452</b>	23.494	1:12.732	101	1	<b>26.100</b>	<b>27.107</b>	<b>24.128</b>	<b>1:17.335</b>	101	<b>No.606 MOUCHE Matisse</b>					
4	24.233	25.873	23.537	1:13.643	101	2	<b>23.995</b>	27.204	24.477	<b>1:15.676</b>	<b>103</b>	1	<b>26.123</b>	<b>27.167</b>	<b>25.577</b>	<b>1:18.867</b>	<b>99</b>
5	<b>23.134</b>	<b>25.335</b>	23.512	<b>1:11.981</b>	101	3	33.893	27.527	24.932	1:26.352	97	2	<b>23.960</b>	<b>26.199</b>	<b>23.938</b>	<b>1:14.097</b>	99
6	23.734	26.090	24.156	1:13.980	97	4	24.188	<b>26.668</b>	24.642	<b>1:15.498</b>	96	3	<b>23.854</b>	<b>26.041</b>	24.070	<b>1:13.965</b>	97
<b>No.578 SCHELVIS Abraham</b>						5	24.021	<b>26.585</b>	24.421	<b>1:15.027</b>	96	4	23.933	<b>25.990</b>	<b>23.795</b>	<b>1:13.718</b>	99
1	<b>26.196</b>	<b>26.916</b>	<b>24.269</b>	<b>1:17.381</b>	103	6	24.180	26.601	24.585	1:15.366	96	5	24.223	26.272	23.938	1:14.433	97
2	<b>23.235</b>	<b>25.683</b>	24.305	<b>1:13.223</b>	102	<b>No.607 MIQUEL PRIETO Jorge</b>						6	24.677	27.297	24.319	1:16.293	98
3	<b>23.191</b>	26.215	<b>23.389</b>	<b>1:12.795</b>	<b>104</b>	1	<b>26.484</b>	<b>27.446</b>	<b>24.144</b>	<b>1:18.074</b>	102	<b>No.607 MIQUEL PRIETO Jorge</b>					
4	<b>23.115</b>	<b>25.450</b>	<b>23.380</b>	<b>1:11.945</b>	105	2	<b>23.676</b>	<b>25.845</b>	<b>23.864</b>	<b>1:13.385</b>	<b>102</b>	<b>No.607 MIQUEL PRIETO Jorge</b>					
5	<b>22.846</b>	<b>25.337</b>	<b>23.315</b>	<b>1:11.498</b>	102	<b>No.607 MIQUEL PRIETO Jorge</b>						<b>No.607 MIQUEL PRIETO Jorge</b>					
6	23.085	25.472	23.697	1:12.254	104	<b>No.607 MIQUEL PRIETO Jorge</b>						<b>No.607 MIQUEL PRIETO Jorge</b>					
<b>No.584 REILLY Alex</b>						<b>No.607 MIQUEL PRIETO Jorge</b>						<b>No.607 MIQUEL PRIETO Jorge</b>					
1	<b>26.574</b>	<b>26.719</b>	<b>23.888</b>	<b>1:17.181</b>	<b>100</b>	<b>No.607 MIQUEL PRIETO Jorge</b>						<b>No.607 MIQUEL PRIETO Jorge</b>					
2	<b>23.625</b>	<b>25.574</b>	<b>23.745</b>	<b>1:12.944</b>	98	<b>No.607 MIQUEL PRIETO Jorge</b>						<b>No.607 MIQUEL PRIETO Jorge</b>					
3	<b>23.495</b>	<b>25.447</b>	<b>23.636</b>	<b>1:12.578</b>	99	<b>No.607 MIQUEL PRIETO Jorge</b>						<b>No.607 MIQUEL PRIETO Jorge</b>					
4	<b>23.411</b>	<b>25.389</b>	<b>23.749</b>	<b>1:12.549</b>	97	<b>No.607 MIQUEL PRIETO Jorge</b>						<b>No.607 MIQUEL PRIETO Jorge</b>					

Timekeeper  Race Director 



31 <sup>th</sup>	<b>556</b> ITEN Ben PAROLIN		<b>16</b>	<b>555</b> SRYER AISSA Roslan SODI		32 <sup>th</sup>
29 <sup>th</sup>	<b>584</b> REILLY Alex KART REPUBLIC		<b>15</b>	<b>575</b> PADOVANI Nahil OTK		30 <sup>th</sup>
27 <sup>th</sup>	<b>537</b> SEGURA Pablo KR		<b>14</b>	<b>599</b> RODRIGUES Martin TBC		28 <sup>th</sup>
25 <sup>th</sup>	<b>609</b> KARASSAS Simon FALCON		<b>13</b>	<b>515</b> GHARIB Kevin FALCON		26 <sup>th</sup>
23 <sup>th</sup>	<b>525</b> PEREZ CABELLO Ruben TBC		<b>12</b>	<b>607</b> MIQUEL PRIETO Jorge TBC		24 <sup>th</sup>
21 <sup>th</sup>	<b>521</b> MONTANARI Giuseppe KR		<b>11</b>	<b>606</b> MOUCHE Matisse KOSMIC		22 <sup>th</sup>
19 <sup>th</sup>	<b>570</b> PAVEL Luca Andrea KR		<b>10</b>	<b>551</b> SARLAS Alessandro KALI KART		20 <sup>th</sup>
17 <sup>th</sup>	<b>608</b> POINT Alexandre REDSPEED		<b>9</b>	<b>516</b> SØRLIE SMISTAD Ole Alexander FALCON		18 <sup>th</sup>
15 <sup>th</sup>	<b>563</b> GREILING Bruno KR		<b>8</b>	<b>577</b> GRIGNET Noah REDSPEED		16 <sup>th</sup>
13 <sup>th</sup>	<b>553</b> JIMENEZ GARCIA Adrian ALONSO KART		<b>7</b>	<b>565</b> GLENDE Vebjørn DR RACING KART		14 <sup>th</sup>
11 <sup>th</sup>	<b>502</b> SAYER Jarlath KR		<b>6</b>	<b>611</b> SAMUEL Hugon KR		12 <sup>th</sup>
9 <sup>th</sup>	<b>586</b> MORALES Nuvola BIREL ART RACING		<b>5</b>	<b>587</b> AUGUSTIN Baptiste ENERGY		10 <sup>th</sup>
7 <sup>th</sup>	<b>585</b> GONZALEZ ELLUL Ivan ALONSO KART		<b>4</b>	<b>548</b> HIBBERT Mayson KR		8 <sup>th</sup>
5 <sup>th</sup>	<b>520</b> FERGUSON Daniel ALONSO KART		<b>3</b>	<b>545</b> BOUCHARD Antton ALONSO KART		6 <sup>th</sup>
3 <sup>rd</sup>	<b>540</b> NUVOLINI Many FK		<b>2</b>	<b>510</b> WILLIAMS Harry KR		4 <sup>th</sup>
1 <sup>st</sup>	<b>507</b> GRANQUIST Ludwig FALCON		<b>1</b>	<b>578</b> SCHELVIS Abraham FA		2 <sup>nd</sup>

POLE POSITION



Start : 27/11 - 14:15 6 Laps = 10.194 km

Timekeeper

Race Director

IAME Warrior Final 2024: Zuera (ESP) 26/11 - 06/12/2024

Page 1 / 1

IAME Karting

Apex Timing GoRacing



## X30 MINI

### Qualifying Heat C-D Results

Document 50.1

Subject to scrutineering & sporting investigations

Rnk	No.	Competitor	Driver	D. Nat	Equipment	Laps	Gap	Interv.	Best lap	Penalty	Spd	Points
1	▲3	590 TEPZ RACING TEAM	BABICEK Zdenek		MS KART	6			1:11.863		104.4	0
2	▲7	522 JAMIE GREEN RACING	WOOD Freddie		KR	6	0.100	0.100	1:12.223		103.0	2
3	▲4	561 FUSION MOTORSPORT	VEGA Royce		KR	6	0.159	0.059	1:11.886		104.2	3
4	▲2	567 VDK	VENANT Antoine Sylva		KR	6	0.163	0.004	1:12.172		103.2	4
5	▼2	605 KALI KART	CAMPOS Pedro		KALI KART	6	0.305	0.142	1:12.293		102.5	5
6	▼5	506 JAMIE GREEN RACING	NEWSTEAD Austin		KR	6	0.385	0.080	1:12.223		103.8	6
7	▲1	557 MONLAU MOTORSPORT	CORREIA Kiko		ALONSO KART	6	0.625	0.240	1:11.766		103.0	7
8	▲2	536 2N RACING	MOULIN Nino		FORMULA K	6	0.737	0.112	1:11.681		104.0	8
9	▲13	574 XCEL	PERICO Niccolo		ENERGY CORSE	6	1.790	1.053	1:12.162		104.3	9
10	▲6	589 OMS RACING	CLARKE George		KR	6	3.346	1.556	1:11.917		103.9	10
11	▲1	549 RUBEN SIMON	VAELLO Eydan		PAROLIN	6	3.432	0.086	1:11.964		103.7	11
12	▲3	535 XCEL	KENNEY Oscar		ALONSO KART	6	3.433	0.001	1:12.236		103.9	12
13	▼8	532 FALCON RACING TEAM	NARRAWAY Luca		FALCON	6	4.898	1.465	1:12.886		103.0	13
14	▼1	514 JAMIE GREEN RACING	PORTER Teddy-Jay		KR	6	5.647	0.749	1:12.180	+5.000	103.8	14
15	▲5	523 KEITH DEMPSEY	DEMPSEY Danny		KR	6	7.896	2.249	1:13.198		103.3	15
16	▲16	573 MDC RACING	ELGAHOUDI Nahyl		KR	6	8.462	0.566	1:12.623		104.3	16
17	▲13	547 NCM	CAREY Ian		KR	6	8.978	0.516	1:12.636		103.1	17
18	▲6	512 ZANCHI MOTORSPORT	LAZARUS Alexander Parakram		ENERGY	6	9.304	0.326	1:13.450		103.3	18
19	▼8	603 XCEL MOTORSPORT	STEWART Andie		ALONSO	6	9.504	0.200	1:13.167		104.5	19
20	▲6	546 DMS	BLAIR Charlie		KR	6	9.690	0.186	1:13.176		102.1	20
21	▼3	595 DRM RACING TEAM	KWONG Mason Alexander		FALCON	6	9.744	0.054	1:13.041		103.7	21
22	▲5	562 KALI KART BY JORGE PESCADOR	SCICLUNA Zack		KALI KART	6	9.893	0.149	1:12.997		102.8	22
23	▼2	610 AD MOTORSPORT	FRYKBERG Alexander		ENERGY CORSE	6	10.872	0.979	1:13.483		101.3	23
24	▼1	541 MONLAU MOTORSPORT	SILVA LORA Mario		ALONSO KART	6	11.065	0.193	1:12.890		101.4	24
25	▲4	550 MARTHE MIKALSER	MIKALSEN Adrian		FALCON	6	11.962	0.897	1:12.781		101.2	25
26	▲2	530 GGM	IBBOTSON Zachary		KR	6	12.015	0.053	1:12.993		100.8	26
27	▼2	572 FUSION MOTORSPORT	CAMPBELL Sophie		KR	6	12.037	0.022	1:13.593		103.4	27
28	▲3	592 VDK	LEE Yuchen		KR	6	14.371	2.334	1:13.877		104.2	28
29	▼15	543 SPIRIT RACING	CAMPOS GARCIA Alejandro		PAROLIN	6	14.558	0.187	1:13.160	+5.000	103.5	29
30	▼13	571 FALCON RACING TEAM	VD COTERLET Julian		FALCON	6	14.679	0.121	1:13.066	+5.000	103.2	30
31	▼29	594 JAMIE GREEN RACING	PATTISON Colbe		KR	0	6 Laps	6 Laps				31
32	▼13	534 DMS	FOLEY JNR John		KR	0	6 Laps	0.000				32

No.514 PORTER Teddy-Jay : 5 sec time penalty for incorrectly installed Front Fairing or incorrect position of front fairing. According to Stewards' Decision No.57-514.

No.543 CAMPOS GARCIA Alejandro : 5 sec time penalty for incorrectly installed Front Fairing or incorrect position of front fairing. According to Stewards' Decision No.57-543.

No.571 VD COTERLET Julian : 5 sec time penalty for not respecting track limits (art. 2.24 CIK General Prescriptions). According to Stewards' Decision No.56.

Leaders : No.567 VENANT Antoine Sylva (1-2) / No.522 WOOD Freddie (3-4) / No.567 VENANT Antoine Sylva (5-5) / No.590 BABICEK Zdenek (6-6)

Start Time : 27/11 - 14:03:05

Best lap : No.536 MOULIN Nino 1:11.681 85.33 kph

Weather : Sunny Air : 11°C Track : Dry

Event Record : No.507 GRANQUIST Ludwig 1:11.373 85.70 kph

No.571 INVEST 05:28 Lap 4

Steward #1

Steward #2

Steward #3

IAME Warrior Final 2024: Zuera (ESP) 26/11 - 06/12/2024

Page 1 / 1

IAME Karting

Apex Timing GoRacing

DOCUMENT N° 56

## DÉCISION DES COMMISSAIRES SPORTIFS STEWARDS' DECISION

PÉNALITÉ INFLIGÉE AU CONCURRENT (NOM) : **FALCON RACING TEAM**  
PENALTY INFLICTED UPON THE COMPETITOR (NAME):

NATIONALITÉ / NATIONALITY:

N°: **571**  
No.:

PILOTE : **VD COTERLET Julian**  
DRIVER :

Concerne la partie de la compétition **X30 MINI - Qualifying Heat C-D**  
Concerns the part of the competition :

### ÉNONCÉ / STATEMENT:

**5 sec time penalty in the above mentioned session**

### MOTIF / REASON:

The Stewards having received a report from the Judge of Facts (Doc n° 48), having examined this report, have considered the following matter, determine the following: \_The above-mentioned Driver left the track and gain an advantage. \_This fact is a violation against the Art. 3.6.2. C of the 2024 FIA International Sporting Code of Driving Conduct. \_The Stewards impose this penalty according to Art. 3.6.2. C of the 2024 International Sporting Code of Driving Conduct and Art. 2.24 of the 2024 CIK-FIA General Prescriptions and Art.12.4 of the 2024 FIA International Sporting Code. The Competitor is reminded that, in accordance with Art. 28.4 of the 2024 Championship Sporting Regulations the above penalty is not susceptible to appeal.

**Décision annoncée**  
**Decision announced**

Date / Date: **27/11/2024**

Heure / Time: **14:26**

Nom / Name

Signature

Président du Collège / Chairman of the Panel:

**Kris LAMBRECHT (BEL)**



Membres du Collège / Members of the Panel:

**Manuel BERNABÉ (ESP)**



**Pere SAURA (ESP)**



### NOTIFICATION AU CONCURRENT CONCERNÉ / NOTIFICATION TO THE RELEVANT COMPETITOR

Je soussigné :

*I undersigned:* Nom personnel / personal name

Représentant du Concurrent : **FALCON RACING TEAM**

*Representing the Competitor:* Nom du Concurrent / Competitor name

Certifie avoir reçu notification du document N° **56** des Commissaires Sportifs de la Compétition  
*Certify that I have been notified of document No.* **56** *by the Stewards of the Competition.*

Date :

Heure / Time:

Signature :

## X30 MINI

### Qualifying Heat C-D Lap Chart

For information purposes. No official / regulatory value

	1	2	3	4	5	6	7	8	9	10	11	12	13	14	15	16	17	18	19	20	21	22	23	24	25	26	27	28	29	30	31	32
Grid	506	<del>594</del>	605	590	532	567	561	557	522	536	603	549	514	543	535	589	571	595	<del>534</del>	523	610	574	541	512	572	546	562	530	550	547	592	573
Start	506	605	590	532	567	557	561	522	536	549	603	543	514	535	589	595	523	571	574	512	610	541	546	572	562	550	530	592	547	573		
Lap 1 Interval	567	605	532	522	557	506	590	561	514	536	535	543	574	589	549	512	523	603	595	610	572	546	547	571	530	541	550	592	573	562		
		0.1	0.2	0.0	0.4	0.0	0.0	0.0	0.3	0.0	0.6	0.0	0.0	0.0	0.1	0.3	0.0	0.3	0.1	0.3	1.5	0.0	0.1	0.1	0.2	0.1	0.1	0.1	0.0	0.6		
Lap 2	567	522	605	532	590	506	561	514	557	535	574	549	536	589	523	512	595	603	543	610	547	546	571	572	541	573	530	550	562	592		
		0.0	0.2	0.3	0.1	0.0	0.0	0.7	0.0	0.5	0.3	0.0	0.1	0.5	1.2	0.1	0.0	0.0	0.4	0.0	0.2	0.3	0.1	0.1	0.4	0.0	0.3	0.3	0.0	0.9		
Lap 3	522	567	590	605	561	506	514	557	574	536	549	535	532	589	512	547	523	595	543	603	571	573	546	610	572	562	550	530	541	592		
		0.0	0.4	0.0	0.4	0.2	0.3	0.2	0.8	0.5	0.0	0.0	0.0	0.0	2.4	0.3	0.0	0.1	0.0	0.1	0.2	0.2	0.2	0.6	0.0	0.0	0.9	0.0	0.1	0.6		
Lap 4	522	567	590	605	561	506	557	514	574	536	549	589	535	532	512	595	523	547	573	546	543	603	571	562	610	572	530	541	550	592		
		0.0	0.1	0.4	0.0	0.6	0.6	0.0	0.7	0.0	0.3	0.3	0.0	0.6	3.1	0.0	0.0	0.3	0.1	0.5	0.1	0.0	0.5	0.2	0.2	0.7	0.1	0.2	0.6			
Lap 5	567	590	522	561	605	506	557	514	536	574	589	549	535	532	523	573	512	547	546	603	571	543	595	562	610	572	530	541	550	592		
		0.0	0.3	0.1	0.3	0.5	0.0	0.4	0.5	0.4	0.1	0.2	0.1	2.0	3.0	1.1	0.0	0.1	0.2	0.0	0.0	0.0	0.1	0.1	0.6	0.0	0.0	0.1	2.3			
Lap 6	590	522	561	567	605	506	557	514	536	574	589	549	535	532	523	573	547	512	603	543	571	546	595	562	610	541	550	530	572	592		
		0.1	0.0	0.0	0.1	0.0	0.2	0.0	0.0	1.0	1.5	0.0	0.0	1.4	2.9	0.5	0.5	0.3	0.2	0.0	0.1	0.0	0.0	0.1	0.9	0.1	0.8	0.0	0.0	2.3		

Timekeeper 


Race Director 

## X30 MINI

### Qualifying Heat C-D Analysis

For information purposes. No official / regulatory value

Laps	Sector 1	Sector 2	Sector 3	Lap Time	Spd	Laps	Sector 1	Sector 2	Sector 3	Lap Time	Spd	Laps	Sector 1	Sector 2	Sector 3	Lap Time	Spd
<b>No.506 NEWSTEAD Austin</b>						<b>No.532 NARRAWAY Luca</b>						<b>No.547 CAREY Ian</b>					
1	25.201	26.115	23.578	1:14.894	103	5	23.524	25.700	23.769	1:12.993	100	3	23.811	26.175	23.847	1:13.833	101
2	23.381	25.568	23.661	1:12.610	104	6	24.059	26.500	23.947	1:14.506	100	4	23.613	25.896	23.830	1:13.339	99
3	23.571	25.548	23.535	1:12.654	101	<b>No.535 KENNEY Oscar</b>						5	23.992	25.676	24.136	1:13.804	101
4	23.141	25.430	23.652	1:12.223	100	1	24.584	25.867	23.709	1:14.160	102	6	23.683	25.648	24.074	1:13.405	100
5	23.361	25.483	23.485	1:12.329	103	2	23.550	25.558	23.869	1:12.977	98	<b>No.549 VAELO Eydan</b>					
6	23.556	25.669	23.643	1:12.868	102	3	24.731	25.865	24.472	1:15.068	102	1	24.837	28.683	23.722	1:17.242	102
<b>No.512 LAZARUS Alexander Parakram</b>						4	23.360	25.726	23.800	1:12.886	98	2	23.255	25.767	23.614	1:12.636	102
1	24.792	27.038	23.745	1:15.575	103	5	23.544	25.915	24.186	1:13.645	94	3	23.796	25.643	23.617	1:13.056	103
2	23.591	26.833	24.006	1:14.430	102	6	23.773	25.647	23.782	1:13.202	99	4	24.313	25.963	23.501	1:13.777	101
3	23.912	25.791	23.807	1:13.510	99	<b>No.536 MOULIN Nino</b>						5	23.710	26.348	24.238	1:14.296	99
4	24.019	25.744	23.791	1:13.554	99	1	24.976	26.521	23.847	1:15.344	101	6	23.741	25.536	23.659	1:12.936	100
5	24.053	26.365	24.233	1:14.651	97	2	23.283	25.825	23.604	1:12.712	101	<b>No.550 MIKALSEN Adrian</b>					
6	23.750	25.619	24.081	1:13.450	100	3	23.567	25.629	24.190	1:13.386	103	1	25.304	26.949	23.776	1:16.029	103
<b>No.514 PORTER Teddy-Jay</b>						4	23.102	25.518	23.686	1:12.306	103	2	23.532	25.702	23.506	1:12.740	103
1	24.991	26.264	23.546	1:14.801	103	5	23.208	25.630	23.398	1:12.236	103	3	23.277	25.630	23.999	1:12.906	103
2	23.552	25.773	23.533	1:12.858	103	6	23.413	26.615	23.776	1:13.804	99	4	23.012	25.403	23.549	1:11.964	100
3	23.173	25.594	23.450	1:12.217	102	<b>No.541 SILVA LORA Mario</b>						5	23.327	25.691	23.476	1:12.494	101
4	23.314	25.586	23.644	1:12.544	102	1	24.914	26.457	23.688	1:15.059	103	6	23.533	26.483	23.955	1:13.971	96
5	23.148	25.522	23.510	1:12.180	101	2	23.780	26.129	23.993	1:13.902	104	<b>No.557 CORREIA Kiko</b>					
6	23.227	25.825	23.550	1:12.602	101	3	23.275	25.809	23.649	1:12.733	101	1	24.520	26.374	23.649	1:14.543	102
<b>No.522 WOOD Freddie</b>						4	22.943	25.420	23.318	1:11.681	102	2	24.078	25.967	23.761	1:13.806	101
1	24.495	25.890	23.567	1:13.952	103	5	23.182	25.356	23.465	1:12.003	101	3	23.857	25.828	24.341	1:14.026	97
2	23.340	25.520	23.363	1:12.223	102	6	23.112	25.480	23.520	1:12.112	103	4	24.220	25.919	23.944	1:14.083	100
3	23.161	25.632	23.438	1:12.231	101	<b>No.543 CAMPOS GARCIA Alejandro</b>						5	23.415	25.627	23.739	1:12.781	100
4	23.187	25.612	23.424	1:12.223	102	1	25.813	28.781	23.986	1:18.580	101	6	23.980	26.230	23.999	1:14.209	99
5	23.679	25.485	23.461	1:12.625	101	2	23.515	25.798	23.878	1:13.191	100	<b>No.551 IBBOTSON Zachary</b>					
6	23.790	26.109	23.718	1:13.617	102	3	23.668	26.436	24.946	1:15.050	95	1	25.317	28.584	24.055	1:17.956	100
<b>No.523 DEMPSEY Danny</b>						4	23.908	25.844	23.810	1:13.562	100	2	23.769	25.862	24.209	1:13.840	99
1	25.345	26.921	23.723	1:15.989	103	5	23.446	25.693	23.751	1:12.890	100	3	23.526	26.139	24.740	1:14.405	98
2	23.709	26.510	24.010	1:14.229	99	6	23.857	25.903	23.736	1:13.496	99	4	23.728	25.974	23.873	1:13.575	98
3	24.414	25.796	23.815	1:14.025	103	<b>No.546 BLAIR Charlie</b>						5	23.666	25.858	23.815	1:13.339	98
4	24.119	25.719	23.491	1:13.329	102	1	25.361	28.460	23.924	1:17.745	102	6	23.512	25.939	23.747	1:13.198	99
5	23.666	25.858	23.815	1:13.339	98	2	23.434	25.873	23.869	1:13.176	100	<b>No.556 VEGA Royce</b>					
6	23.512	25.939	23.747	1:13.198	99	<b>No.548 (Empty)</b>						1	24.643	26.531	23.514	1:14.688	104
<b>No.530 (Empty)</b>						<b>No.549 (Empty)</b>						2	23.638	25.431	23.452	1:12.521	103
<b>No.531 (Empty)</b>						<b>No.550 (Empty)</b>						3	23.429	25.356	23.539	1:12.324	100
<b>No.532 (Empty)</b>						<b>No.551 (Empty)</b>						4	23.191	25.325	23.370	1:11.886	103
<b>No.533 (Empty)</b>						<b>No.552 (Empty)</b>						5	23.132	25.572	23.388	1:12.092	101
<b>No.534 (Empty)</b>						<b>No.553 (Empty)</b>						6	23.937	25.869	23.677	1:13.483	103
<b>No.535 (Empty)</b>						<b>No.554 (Empty)</b>						<b>No.555 (Empty)</b>					

Timekeeper  Race Director 



# X30 MINI

## Qualifying Heat C-D Analysis

For information purposes. No official / regulatory value

Laps	Sector 1	Sector 2	Sector 3	Lap Time	Spd
<b>No.562 SCICLUNA Zack</b>					
1	24.967	30.445	23.916	1:19.328	100
2	23.445	25.841	23.711	1:12.997	102
3	23.475	25.889	23.670	1:13.034	103
4	23.878	25.793	23.685	1:13.356	100
5	23.755	25.986	23.692	1:13.433	102
6	23.786	25.853	23.520	1:13.159	102

Laps	Sector 1	Sector 2	Sector 3	Lap Time	Spd
<b>No.567 VENANT Antoine Sylva</b>					
1	24.387	25.704	23.681	1:13.772	99
2	23.372	25.703	23.463	1:12.538	99
3	23.378	25.569	23.426	1:12.373	101
4	23.210	25.600	23.414	1:12.224	103
5	23.164	25.499	23.509	1:12.172	99
6	24.054	26.106	23.913	1:14.073	97

Laps	Sector 1	Sector 2	Sector 3	Lap Time	Spd
<b>No.571 VD COTERLET Julian</b>					
1	26.487	27.876	24.087	1:18.450	101
2	23.304	26.026	23.736	1:13.066	102
3	23.475	26.061	23.594	1:13.130	103
4	24.204	26.056	23.854	1:14.114	102
5	23.403	25.828	24.428	1:13.659	102
6	23.666	25.923	23.693	1:13.282	98

Laps	Sector 1	Sector 2	Sector 3	Lap Time	Spd
<b>No.572 CAMPBELL Sophie</b>					
1	25.138	28.460	23.944	1:17.542	102
2	23.360	26.258	23.975	1:13.593	102
3	23.929	26.508	23.783	1:14.220	103
4	24.071	26.041	23.774	1:13.886	101
5	23.505	26.001	24.174	1:13.680	100
6	23.793	26.367	24.424	1:14.584	98

Laps	Sector 1	Sector 2	Sector 3	Lap Time	Spd
<b>No.573 ELGAHOUDI Nahyl</b>					
1	24.848	29.044	23.680	1:17.572	104
2	23.750	25.620	23.476	1:12.846	103
3	23.311	26.032	23.384	1:12.727	102
4	23.743	25.881	23.411	1:13.035	102
5	23.465	26.329	24.138	1:13.932	101
6	23.411	25.636	23.576	1:12.623	100

Laps	Sector 1	Sector 2	Sector 3	Lap Time	Spd
<b>No.574 PERICO Niccolo</b>					
1	25.039	26.337	23.737	1:15.113	104
2	23.366	25.884	23.634	1:12.884	103
3	23.151	25.544	23.692	1:12.387	100
4	23.162	25.514	23.486	1:12.162	99

Laps	Sector 1	Sector 2	Sector 3	Lap Time	Spd
5	23.541	25.451	23.476	1:12.468	101
6	23.563	25.634	23.540	1:12.737	98

Laps	Sector 1	Sector 2	Sector 3	Lap Time	Spd
<b>No.589 CLARKE George</b>					
1	25.193	26.488	23.890	1:15.571	103
2	23.573	26.243	23.687	1:13.503	101
3	23.374	25.650	23.483	1:12.507	101
4	23.140	25.425	23.530	1:12.095	104
5	23.052	25.426	23.439	1:11.917	102
6	23.824	26.316	23.954	1:14.094	98

Laps	Sector 1	Sector 2	Sector 3	Lap Time	Spd
<b>No.590 BABICEK Zdenek</b>					
1	25.153	26.103	23.588	1:14.844	104
2	23.626	25.412	23.424	1:12.462	103
3	22.992	25.393	23.533	1:11.918	102
4	22.995	25.457	23.411	1:11.863	102
5	23.401	25.330	23.367	1:12.098	100
6	23.936	26.104	23.828	1:13.868	98

Laps	Sector 1	Sector 2	Sector 3	Lap Time	Spd
<b>No.592 LEE Yuchen</b>					
1	25.908	28.403	24.111	1:18.422	104
2	23.993	26.614	24.015	1:14.622	100
3	23.728	26.079	24.070	1:13.877	100
4	23.832	26.243	23.850	1:13.925	100
5	23.876	26.486	24.100	1:14.462	99
6	23.718	26.326	24.195	1:14.239	99

Laps	Sector 1	Sector 2	Sector 3	Lap Time	Spd
<b>No.595 KWONG Mason Alexander</b>					
1	25.483	27.033	23.945	1:16.461	102
2	23.448	26.384	24.182	1:14.014	101
3	24.302	26.032	23.690	1:14.024	103
4	23.733	25.606	23.702	1:13.041	101
5	24.264	26.809	24.247	1:15.320	100
6	23.851	25.679	23.630	1:13.160	101

Laps	Sector 1	Sector 2	Sector 3	Lap Time	Spd
<b>No.603 STEWART Andie</b>					
1	25.792	26.981	23.927	1:16.700	102
2	23.504	26.742	23.933	1:14.179	101
3	24.175	26.475	23.507	1:14.157	104
4	24.150	26.244	23.877	1:14.271	99
5	23.938	25.830	23.884	1:13.652	102
6	23.528	25.878	23.761	1:13.167	101

Laps	Sector 1	Sector 2	Sector 3	Lap Time	Spd
<b>No.605 CAMPOS Pedro</b>					
1	24.111	26.211	23.700	1:14.022	101
2	23.422	25.629	23.760	1:12.811	101

Timekeeper Race Director





31 <sup>th</sup>	<b>592</b> LEE Yuchen KR		<b>16</b>	<b>573</b> ELGAHOUDI Nahyl KR		32 <sup>th</sup>
29 <sup>th</sup>	<b>550</b> MIKALSEN Adrian FALCON		<b>15</b>	<b>547</b> CAREY Ian KR		30 <sup>th</sup>
27 <sup>th</sup>	<b>562</b> SCICLUNA Zack KALI KART		<b>14</b>	<b>530</b> IBBOTSON Zachary KR		28 <sup>th</sup>
25 <sup>th</sup>	<b>572</b> CAMPBELL Sophie KR		<b>13</b>	<b>546</b> BLAIR Charlie KR		26 <sup>th</sup>
23 <sup>th</sup>	<b>541</b> SILVA LORA Mario ALONSO KART		<b>12</b>	<b>512</b> LAZARUS Alexander Parakram ENERGY		24 <sup>th</sup>
21 <sup>th</sup>	<b>610</b> FRYKBERG Alexander ENERGY CORSE		<b>11</b>	<b>574</b> PERICO Niccolo ENERGY CORSE		22 <sup>th</sup>
19 <sup>th</sup>	<b>534</b> FOLEY JNR John KR		<b>10</b>	<b>523</b> DEMPSEY Danny KR		20 <sup>th</sup>
17 <sup>th</sup>	<b>571</b> VD COTERLET Julian FALCON		<b>9</b>	<b>595</b> KWONG Mason Alexander FALCON		18 <sup>th</sup>
15 <sup>th</sup>	<b>535</b> KENNEY Oscar ALONSO KART		<b>8</b>	<b>589</b> CLARKE George KR		16 <sup>th</sup>
13 <sup>th</sup>	<b>514</b> PORTER Teddy-Jay KR		<b>7</b>	<b>543</b> CAMPOS GARCIA Alejandro PAROLIN		14 <sup>th</sup>
11 <sup>th</sup>	<b>603</b> STEWART Andie ALONSO		<b>6</b>	<b>549</b> VAELO Eydan PAROLIN		12 <sup>th</sup>
9 <sup>th</sup>	<b>522</b> WOOD Freddie KR		<b>5</b>	<b>536</b> MOULIN Nino FORMULA K		10 <sup>th</sup>
7 <sup>th</sup>	<b>561</b> VEGA Royce KR		<b>4</b>	<b>557</b> CORREIA Kiko ALONSO KART		8 <sup>th</sup>
5 <sup>th</sup>	<b>532</b> NARRAWAY Luca FALCON		<b>3</b>	<b>567</b> VENANT Antoine Sylva KR		6 <sup>th</sup>
3 <sup>rd</sup>	<b>605</b> CAMPOS Pedro KALI KART		<b>2</b>	<b>590</b> BABICEK Zdenek MS KART		4 <sup>th</sup>
1 <sup>st</sup>	<b>506</b> NEWSTEAD Austin KR		<b>1</b>	<b>594</b> PATTISON Colbe KR		2 <sup>nd</sup>

POLE POSITION



Start : 27/11 - 14:00 6 Laps = 10.194 km

Timekeeper

Race Director

IAME Warrior Final 2024: Zuera (ESP) 26/11 - 06/12/2024

Page 1 / 1

IAME Karting

Apex Timing GoRacing

Rnk	No.	Competitor	Driver	D. Nat	Equipment	Laps	Gap	Interv.	Best lap	Penalty	Spd	Points
1	582	SPIRIT-KARTING.CH	BRAGEOT Mattis		PAROLIN	6			1:11.835		103.1	0
2	513	SPIRIT-KARTING.CH	LONGHITANO Aurelio		PAROLIN	6	0.062	0.062	1:11.825		104.8	2
3	539	FUSION MOTORSPORT	COBY Christian		KR	6	0.093	0.031	1:11.689		104.6	3
4	542	FUSION MOTORSPORT	CACHAFEIRO Tony		KR	6	0.248	0.155	1:11.403		102.7	4
5	518	XCEL MOTORSPORT	HOUSE George		ENERGY CORSE	6	0.989	0.741	1:11.408		103.6	5
6	519	EGP RACING TEAM	BECU Milan		PAROLIN	6	1.768	0.779	1:12.108		102.9	6
7	527	FUSION MOTORSPORT	MUSK Harley		KR	6	2.488	0.720	1:12.234		102.4	7
8	552	DEVELOPMENT MOTORSPORT DRIVER	CRUZ SÁNCHEZ Max		TBA	6	4.996	2.508	1:11.954		102.6	8
9	598	FALCON RACING TEAM	MCCLOUGHRY Ben		FALCON	6	5.013	0.017	1:11.957		104.1	9
10	538	MONLAU MOTORSPORT	PERELLÓ Álvaro		ALONSO KART	6	7.589	2.576	1:11.978		103.7	10
11	688	JAMIE GREEN RACING	LAWRENCE Ava		KART REPUBLIC	6	7.762	0.173	1:12.439		103.6	11
12	568	FUSION MOTORSPORT	DAVIDSON Alfie		KR	6	8.526	0.764	1:12.374		103.0	12
13	591	PB KART	DOILLON Lucas		KR	6	11.102	2.576	1:11.895		102.7	13
14	601	EUROKARTING	CORNIL Milo		REDSPEED	6	11.350	0.248	1:12.722		103.2	14
15	596	ESCOLA DE KART DO OESTE	MORGADO Guilherme		BIRELART	6	11.395	0.045	1:12.836		103.2	15
16	613	KRS KIDS RACING SCHOOL	KONOVALOV Artur		FA ALONSO KART	6	11.465	0.070	1:12.982		103.7	16
17	569	GÅ^CO RACING	LØFSHUS Lucas Emil		SODI	6	11.484	0.019	1:12.551		103.8	17
18	560	FUSION MOTORSPORT	PERUZZI Achilles		KR	6	11.539	0.055	1:12.606		103.2	18
19	564	EUROKARTING	LUIS Paternotte		LN	6	12.004	0.465	1:12.730		101.9	19
20	517	FALCON RACING TEAM	ENGAN AASEN Markus		FALCON	6	13.028	1.024	1:12.709		102.4	20
21	526	SPIRIT-RACING.CH	ZIARKO Stanislaw		PAROLIN	6	13.091	0.063	1:12.922		103.7	21
22	524	JAMIE GREEN RACING	ILYAS Sami		KR	6	13.329	0.238	1:12.879		103.0	22
23	531	KALI KART	ORELLANA Anaís		KALI KART	6	14.108	0.779	1:13.237		102.8	23
24	558	SPIRIT-KARTING.CH	BUHOFER SUNDRANI Aaron		PAROLIN	6	14.811	0.703	1:11.929		103.9	24
25	588	EKO	PELFRENE Téo		BIREL ART	6	16.199	1.388	1:12.996	+5.000	103.2	25
26	554	LKM RACING	NOBS Mathis		OTK	6	16.767	0.568	1:12.742	+5.000	103.9	26
27	566	MDC RACING	DE CORDOVA Emilio		KR	6	18.087	1.320	1:13.997		100.8	27
28	604	XCEL MOTORSPORT	STEWART Johnston		KR	6	21.729	3.642	1:13.064		103.5	28
29	528	BMR	SMITH Blair		KR	0	6 Laps	6 Laps				29
30	533	SK SERVICE	NORDVANG Jenny Kvakkestad		KR	0	6 Laps	3.380				30

No.588 PELFRENE Téo : 5 sec time penalty for incorrectly installed Front Fairing or incorrect position of front fairing. According to Stewards' Decision No.54-588.  
 No.554 NOBS Mathis : 5 sec time penalty for incorrectly installed Front Fairing or incorrect position of front fairing. According to Stewards' Decision No.54-554.

#### Not Classified

544	2N RACING	NEKMOUCHE Neil		FORMULE K		DSQ		1:12.274		103.5	34
-----	-----------	----------------	--	-----------	--	-----	--	----------	--	-------	----

No.544 NEKMOUCHE Neil : Disqualification for bad manoeuvre (art. 2.24 CIK General Prescriptions). According to Stewards' Decision No.55.

Leaders : No.582 BRAGEOT Mattis (1-2) / No.539 COBY Christian (3-5) / No.582 BRAGEOT Mattis (6-6)

Start Time : 27/11 - 13:47:55

Best lap : No.542 CACHAFEIRO Tony 1:11.403 85.66 kph

Weather : Sunny Air : 11°C Track : Dry

Event Record : No.507 GRANQUIST Ludwig 1:11.373 85.70 kph

No.544 04:31 Lap 3

Steward #1 Steward #2 Steward #3

IAME Warrior Final 2024: Zuera (ESP) 26/11 - 06/12/2024

DOCUMENT N° 55

## DÉCISION DES COMMISSAIRES SPORTIFS STEWARDS' DECISION

PÉNALITÉ INFLIGÉE AU CONCURRENT (NOM) : **2N RACING**  
PENALTY INFLICTED UPON THE COMPETITOR (NAME):

NATIONALITÉ / NATIONALITY:

N°: **544**  
No.:

PILOTE : **NEKMOUCHE Neil**  
DRIVER :

Concerne la partie de la compétition **X30 MINI - Qualifying Heat E-F**  
Concerns the part of the competition :

### ÉNONCÉ / STATEMENT:

**Disqualification from the above-mentioned Session**

### MOTIF / REASON:

The Stewards having received a report from the Judge of Facts (Doc n° 46) requested by the Race Director, having examined this report, summoned and heard the Driver and Entrant concerned (Summon Doc n° 53), have considered the following matter, determine the following: \_The above-mentioned Driver caused an collision – an incident as defined in Art. 2.24 of the 2024 CIK-FIA General Prescriptions. In the session concerned at MP 9 to MP1 made contact with kart (kart n° 604) and following of this manoeuvre kart no 604 had to go off the track. \_This fact is a violation against the Art. 3.6.2 e of the 2024 FIA Code of Driving Conduct. \_The Stewards impose this penalty according to Art.2.24 of the 2024 CIK-FIA General Prescriptions and Art.12.4 of the 2024 FIA International Sporting Code. \_The Competitor is reminded of his right to appeal in accordance with Art. 15 of the 2024 FIA International Sporting Code, within the applicable time limits.

**Décision annoncée**  
**Decision announced**

Date / Date: **27/11/2024**

Heure / Time: **14:18**

Nom / Name

Signature

Président du Collège / Chairman of the Panel:

**Kris LAMBRECHT (BEL)**



Membres du Collège / Members of the Panel:

**Manuel BERNABÉ (ESP)**



**Pere SAURA (ESP)**



### NOTIFICATION AU CONCURRENT CONCERNÉ / NOTIFICATION TO THE RELEVANT COMPETITOR

Je soussigné :

*I undersigned:* Nom personnel / personal name

Représentant du Concurrent : **2N RACING**

*Representing the Competitor:* Nom du Concurrent / Competitor name

Certifie avoir reçu notification du document N° **55** des Commissaires Sportifs de la Compétition  
*Certify that I have been notified of document No.* **55** *by the Stewards of the Competition.*

Date :

Heure / Time:

Signature :

## X30 MINI

### Qualifying Heat E-F Lap Chart

For information purposes. No official / regulatory value

	1	2	3	4	5	6	7	8	9	10	11	12	13	14	15	16	17	18	19	20	21	22	23	24	25	26	27	28	29	30	31
Grid	582	513	591	604	538	539	519	542	527	601	598	<del>528</del>	558	518	560	568	517	552	569	588	564	688	596	554	566	613	531	526	524	544	533
Start	582	591	513	538	604	519	539	527	542	598	558	601	518	568	560	552	517	588	688	569	554	564	613	596	526	544	566	531	524	<del>533</del>	
Lap 1 Interval	582	538	539	513	591	519	518	542	527	552	604	688	598	601	554	544	588	596	568	526	613	569	558	531	524	564	560	566	517	517	
		0.0	0.3	0.0	0.3	0.6	1.2	0.1	0.1	1.3	0.0	0.0	0.0	0.1	0.4	0.0	0.0	0.1	0.1	0.3	0.0	0.0	0.0	0.3	0.2	0.2	0.1	0.3	3.0		
Lap 2	582	538	539	513	591	519	542	518	527	598	552	688	544	604	588	568	596	601	613	531	554	569	560	564	524	526	566	517	558		
		0.0	0.0	0.5	0.2	1.1	0.8	0.0	0.4	2.8	0.0	0.1	0.5	0.0	0.2	0.0	0.1	1.1	0.0	0.5	0.3	0.0	0.0	0.2	0.2	0.8	0.2	0.3	4.4		
Lap 3	539	582	538	513	591	542	518	519	527	598	552	688	568	544	588	596	601	613	569	560	554	524	564	531	526	517	566	558	604		
		0.0	0.1	0.0	0.3	1.6	0.2	0.1	0.8	2.8	0.0	0.3	1.6	0.0	0.2	0.2	0.4	0.4	0.9	0.0	0.1	0.7	0.1	0.2	0.0	0.0	1.6	2.6	3.4		
Lap 4	539	513	582	538	591	542	518	519	527	598	552	688	568	544	588	596	601	613	569	560	554	524	564	517	531	526	566	558	604		
		0.0	0.1	0.5	0.1	0.9	0.0	0.7	0.9	2.5	0.0	0.9	1.5	0.3	0.6	0.0	0.3	0.7	0.4	0.0	0.3	0.8	0.0	0.2	0.4	0.0	2.6	0.5	4.7		
Lap 5	539	582	513	591	538	542	518	519	527	598	552	688	568	544	596	588	601	613	569	560	554	564	517	524	526	531	558	566	604		
		0.0	0.1	0.5	0.1	0.2	0.0	1.7	1.0	2.2	0.0	1.5	1.1	0.2	1.8	0.0	0.2	0.2	0.0	0.2	0.5	0.7	0.7	0.0	0.0	0.4	2.2	1.2	4.5		
Lap 6	582	513	539	542	518	519	527	552	598	538	688	568	544	591	588	601	596	613	569	560	554	564	517	526	524	531	558	566	604		
		0.0	0.0	0.1	0.7	0.7	0.7	2.5	0.0	2.5	0.1	0.7	0.1	2.4	0.0	0.1	0.0	0.0	0.0	0.0	0.2	0.2	1.0	0.0	0.2	0.7	0.7	3.2	3.6		

Timekeeper 

Race Director 

# X30 MINI

## Qualifying Heat E-F Analysis

For information purposes. No official / regulatory value

Laps	Sector 1	Sector 2	Sector 3	Lap Time	Spd
<b>No.513 LONGHITANO Aurelio</b>					
1	25.064	25.846	23.308	1:14.218	104
2	23.355	25.504	23.315	1:12.174	102
3	23.144	25.461	23.220	1:11.825	103
4	23.150	25.388	23.339	1:11.877	103
5	23.554	25.312	23.300	1:12.166	104
6	23.901	26.164	23.887	1:13.952	102

Laps	Sector 1	Sector 2	Sector 3	Lap Time	Spd
<b>No.517 ENGAN AASEN Markus</b>					
1	32.834	26.750	23.989	1:23.573	97
2	23.695	25.892	23.742	1:13.329	101
3	23.687	25.548	23.495	1:12.730	102
4	23.524	25.562	23.623	1:12.709	102
5	23.474	25.926	23.847	1:13.247	98
6	23.776	25.575	23.687	1:13.038	100

Laps	Sector 1	Sector 2	Sector 3	Lap Time	Spd
<b>No.518 HOUSE George</b>					
1	25.862	26.554	23.665	1:16.081	99
2	23.479	25.485	23.278	1:12.242	103
3	22.977	25.293	23.462	1:11.732	101
4	22.976	25.223	23.281	1:11.480	103
5	22.977	25.211	23.220	1:11.408	104
6	23.511	26.683	23.609	1:13.803	99

Laps	Sector 1	Sector 2	Sector 3	Lap Time	Spd
<b>No.519 BECU Milan</b>					
1	24.634	26.610	23.844	1:15.088	100
2	23.382	25.583	23.627	1:12.592	99
3	23.372	25.635	23.775	1:12.782	102
4	23.085	25.404	23.619	1:12.108	100
5	23.352	25.491	23.595	1:12.438	99
6	23.375	25.824	23.608	1:12.807	100

Laps	Sector 1	Sector 2	Sector 3	Lap Time	Spd
<b>No.524 ILYAS Sami</b>					
1	27.157	26.910	24.995	1:19.062	102
2	23.828	28.031	23.844	1:15.703	102
3	23.686	26.251	23.719	1:13.656	100
4	23.288	25.948	23.643	1:12.879	102
5	23.632	26.277	23.723	1:13.632	97
6	24.046	25.614	23.598	1:13.258	102

Laps	Sector 1	Sector 2	Sector 3	Lap Time	Spd
<b>No.526 ZIARKO Stanislaw</b>					
1	26.117	27.702	24.812	1:18.631	103
2	23.935	29.148	24.202	1:17.285	100
3	23.681	25.939	23.648	1:13.268	102
4	23.700	25.671	23.865	1:13.236	101

Laps	Sector 1	Sector 2	Sector 3	Lap Time	Spd
5	23.701	25.524	23.731	1:12.956	101
6	23.670	25.697	23.555	1:12.922	102

Laps	Sector 1	Sector 2	Sector 3	Lap Time	Spd
<b>No.527 MUSK Harley</b>					
1	26.175	26.757	23.669	1:16.601	102
2	23.291	25.593	23.513	1:12.397	101
3	23.278	25.421	23.547	1:12.246	99
4	23.210	25.435	23.589	1:12.234	99
5	23.270	25.484	23.741	1:12.495	99
6	23.274	25.535	23.693	1:12.502	99

Laps	Sector 1	Sector 2	Sector 3	Lap Time	Spd
<b>No.531 ORELLANA Anaís</b>					
1	26.579	27.403	24.915	1:18.897	99
2	24.152	26.890	23.861	1:14.903	98
3	24.570	26.596	23.851	1:15.017	102
4	23.212	25.921	24.104	1:13.237	101
5	23.880	25.766	23.834	1:13.480	98
6	23.713	25.899	23.866	1:13.478	99

Laps	Sector 1	Sector 2	Sector 3	Lap Time	Spd
<b>No.538 PERELLÓ Álvaro</b>					
1	24.521	25.781	23.466	1:13.768	102
2	23.250	25.371	23.357	1:11.978	103
3	23.665	25.319	23.395	1:12.379	102
4	23.292	25.849	23.481	1:12.622	100
5	23.391	25.396	23.385	1:12.172	102
6	23.804	33.220	23.758	1:20.782	98

Laps	Sector 1	Sector 2	Sector 3	Lap Time	Spd
<b>No.539 COBY Christian</b>					
1	24.692	25.941	23.393	1:14.026	104
2	23.044	25.379	23.266	1:11.689	103
3	23.334	25.438	23.328	1:12.100	103
4	23.321	25.415	23.352	1:12.088	102
5	23.310	25.405	23.313	1:12.028	102
6	24.016	26.142	24.021	1:14.179	97

Laps	Sector 1	Sector 2	Sector 3	Lap Time	Spd
<b>No.542 CACHAFEIRO Tony</b>					
1	25.855	26.831	23.703	1:16.389	102
2	23.278	25.429	23.358	1:12.065	103
3	22.943	25.259	23.349	1:11.551	100
4	23.093	25.274	23.261	1:11.628	101
5	22.955	25.250	23.198	1:11.403	103
6	23.611	26.058	23.492	1:13.161	100

Laps	Sector 1	Sector 2	Sector 3	Lap Time	Spd
<b>No.544 NEKMOUCHE Neil</b>					
1	25.650	28.048	24.160	1:17.858	103
2	23.876	26.172	23.912	1:13.960	98

Laps	Sector 1	Sector 2	Sector 3	Lap Time	Spd
3	23.990	26.028	23.592	1:13.610	102
4	23.281	25.679	23.705	1:12.665	101
5	23.315	25.474	23.485	1:12.274	102
6	23.701	26.258	23.500	1:13.459	100

Laps	Sector 1	Sector 2	Sector 3	Lap Time	Spd
<b>No.552 CRUZ SÁNCHEZ Max</b>					
1	25.931	27.462	24.141	1:17.534	99
2	24.571	25.825	23.580	1:13.976	102
3	23.366	25.479	23.431	1:12.276	102
4	23.111	25.355	23.488	1:11.954	102
5	23.157	25.414	23.582	1:12.153	102
6	23.134	25.902	23.684	1:12.720	98

Laps	Sector 1	Sector 2	Sector 3	Lap Time	Spd
<b>No.554 NOBS Mathis</b>					
1	25.764	28.035	24.295	1:18.094	101
2	24.440	28.248	23.888	1:16.576	103
3	23.924	26.140	23.522	1:13.586	102
4	23.465	25.741	23.536	1:12.742	102
5	23.541	25.800	23.607	1:12.948	102
6	23.372	25.852	24.000	1:13.224	102

Laps	Sector 1	Sector 2	Sector 3	Lap Time	Spd
<b>No.558 BUHOFER SUNDRANI Aaron</b>					
1	27.855	27.474	24.130	1:19.459	103
2	23.972	34.337	23.850	1:22.159	99
3	23.395	25.641	23.535	1:12.571	99
4	23.324	25.394	23.421	1:12.139	101
5	23.450	25.437	23.522	1:12.409	101
6	23.204	25.352	23.373	1:11.929	102

Laps	Sector 1	Sector 2	Sector 3	Lap Time	Spd
<b>No.560 PERUZZI Achilleas</b>					
1	28.183	27.072	24.972	1:20.227	101
2	23.798	27.130	23.899	1:14.827	103
3	23.898	25.789	23.584	1:13.271	101
4	23.434	25.554	23.618	1:12.606	101
5	23.615	25.653	23.420	1:12.688	102
6	23.670	25.785	24.123	1:13.578	101

Laps	Sector 1	Sector 2	Sector 3	Lap Time	Spd
<b>No.564 LUIS Paternotte</b>					
1	27.205	27.511	25.038	1:19.754	101
2	24.056	27.258	23.937	1:15.251	101
3	24.043	26.241	23.742	1:14.026	102
4	23.239	25.967	23.606	1:12.812	102
5	23.450	25.588	23.738	1:12.776	101
6	23.370	25.733	23.627	1:12.730	101

Timekeeper Race Director





# X30 MINI

## Qualifying Heat E-F Analysis

For information purposes. No official / regulatory value

Laps	Sector 1	Sector 2	Sector 3	Lap Time	Spd	Laps	Sector 1	Sector 2	Sector 3	Lap Time	Spd	Laps	Sector 1	Sector 2	Sector 3	Lap Time	Spd
<b>No.566 DE CORDOVA Emilio</b>						<b>No.596 MORGADO Guilherme</b>						<b>No.598 MCCLOUGHRY Ben</b>					
1	27.875	26.956	25.094	1:19.925	100	5	23.180	25.299	23.416	1:11.895	101	3	23.316	25.598	23.525	1:12.439	101
2	24.092	27.610	24.271	1:15.973	100	6	24.122	35.815	24.505	1:24.442	97	4	23.217	25.639	23.672	1:12.528	99
3	24.211	26.439	24.112	1:14.762	98	1	26.020	27.735	24.422	1:18.177	103	5	23.328	25.715	23.778	1:12.821	99
4	23.955	26.077	24.203	1:14.235	98	2	23.883	26.471	23.959	1:14.313	101	6	23.347	26.878	23.667	1:13.892	101
5	24.216	26.032	23.933	1:14.181	99	3	23.899	25.985	23.728	1:13.612	100						
6	23.907	26.086	24.004	1:13.997	98	4	23.435	25.781	23.620	1:12.836	102						
<b>No.568 DAVIDSON Alfie</b>						<b>No.598 MCCLOUGHRY Ben</b>						<b>No.598 MCCLOUGHRY Ben</b>					
1	26.696	27.708	24.363	1:18.767	102	5	23.536	25.916	23.997	1:13.449	101	1	26.163	27.730	24.075	1:17.968	104
2	23.795	26.296	23.835	1:13.926	101	6	23.419	26.156	24.719	1:14.294	100	2	24.041	25.861	23.859	1:13.761	98
3	23.740	25.752	23.689	1:13.181	99	<b>No.598 MCCLOUGHRY Ben</b>						3	23.368	25.486	23.439	1:12.293	102
4	23.282	25.476	23.677	1:12.435	99	1	26.163	27.730	24.075	1:17.968	104	4	23.087	25.371	23.499	1:11.957	102
5	23.337	25.483	23.554	1:12.374	100	2	24.041	25.861	23.859	1:13.761	98	5	23.121	25.437	23.592	1:12.150	101
6	23.877	25.978	23.670	1:13.525	98	3	23.368	25.486	23.439	1:12.293	102	6	23.110	26.070	23.621	1:12.801	99
<b>No.569 LØFSHUS Lucas Emil</b>						<b>No.601 CORNIL Milo</b>						<b>No.601 CORNIL Milo</b>					
1	26.966	27.402	24.581	1:18.949	103	1	26.298	27.764	23.993	1:18.055	103	1	26.298	27.764	23.993	1:18.055	103
2	23.951	27.774	24.069	1:15.794	102	2	24.368	27.788	23.954	1:16.110	99	2	24.368	27.788	23.954	1:16.110	99
3	23.750	25.911	23.605	1:13.266	101	3	23.506	25.737	23.674	1:12.917	100	3	23.506	25.737	23.674	1:12.917	100
4	23.389	25.591	23.625	1:12.605	102	4	23.295	25.579	23.848	1:12.722	100	4	23.295	25.579	23.848	1:12.722	100
5	23.473	25.546	23.532	1:12.551	101	5	23.397	26.024	24.029	1:13.450	101	5	23.397	26.024	24.029	1:13.450	101
6	23.567	25.678	24.484	1:13.729	98	6	23.296	26.051	24.598	1:13.945	100	6	23.296	26.051	24.598	1:13.945	100
<b>No.582 BRAGEOT Mattis</b>						<b>No.604 STEWART Johnston</b>						<b>No.604 STEWART Johnston</b>					
1	24.454	25.900	23.487	1:13.841	102	1	26.184	27.760	24.081	1:18.025	103	1	26.184	27.760	24.081	1:18.025	103
2	22.989	25.504	23.441	1:11.934	99	2	24.469	26.451	23.840	1:14.760	99	2	24.469	26.451	23.840	1:14.760	99
3	23.574	25.428	23.317	1:12.319	103	3	35.137	26.101	23.813	1:25.051	98	3	35.137	26.101	23.813	1:25.051	98
4	23.118	25.918	23.244	1:12.280	103	4	23.642	25.942	23.898	1:13.482	98	4	23.642	25.942	23.898	1:13.482	98
5	23.136	25.398	23.301	1:11.835	103	5	23.566	26.063	23.808	1:13.437	99	5	23.566	26.063	23.808	1:13.437	99
6	24.266	25.985	23.780	1:14.031	102	6	23.549	25.796	23.719	1:13.064	99	6	23.549	25.796	23.719	1:13.064	99
<b>No.588 PELFRENE Téo</b>						<b>No.613 KONOVALOV Artur</b>						<b>No.613 KONOVALOV Artur</b>					
1	26.489	27.693	24.156	1:18.338	103	1	26.061	27.683	25.024	1:18.768	103	1	26.061	27.683	25.024	1:18.768	103
2	23.905	26.368	23.885	1:14.158	101	2	24.181	26.774	23.954	1:14.909	97	2	24.181	26.774	23.954	1:14.909	97
3	24.061	25.783	23.792	1:13.636	100	3	23.844	25.753	23.685	1:13.282	99	3	23.844	25.753	23.685	1:13.282	99
4	23.553	25.671	23.772	1:12.996	99	4	23.503	25.774	23.760	1:13.037	98	4	23.503	25.774	23.760	1:13.037	98
5	23.703	25.999	23.884	1:13.586	102	5	23.557	25.810	23.615	1:12.982	101	5	23.557	25.810	23.615	1:12.982	101
6	23.467	26.048	24.523	1:14.038	100	6	23.707	25.815	24.253	1:13.775	99	6	23.707	25.815	24.253	1:13.775	99
<b>No.591 DOILLON Lucas</b>						<b>No.688 LAWRENCE Ava</b>						<b>No.688 LAWRENCE Ava</b>					
1	25.204	25.861	23.485	1:14.550	102	1	26.009	27.494	23.956	1:17.459	103	1	26.009	27.494	23.956	1:17.459	103
2	23.394	25.383	23.350	1:12.127	101	2	24.317	25.813	23.958	1:14.088	102	2	24.317	25.813	23.958	1:14.088	102
3	23.100	25.437	23.414	1:11.951	101												
4	23.209	25.702	23.406	1:12.317	102												

Timekeeper Race Director



31 <sup>th</sup>	<b>533</b>	<b>NORDVANG Jenny Kvakkestad</b> KR		<b>16</b>				
29 <sup>th</sup>	<b>524</b>	<b>ILYAS Sami</b> KR		<b>15</b>	<b>544</b>	<b>NEKMOUCHE Neil</b> FORMULE K		30 <sup>th</sup>
27 <sup>th</sup>	<b>531</b>	<b>ORELLANA Anaís</b> KALI KART		<b>14</b>	<b>526</b>	<b>ZIARKO Stanislaw</b> PAROLIN		28 <sup>th</sup>
25 <sup>th</sup>	<b>566</b>	<b>DE CORDOVA Emilio</b> KR		<b>13</b>	<b>613</b>	<b>KONOVALOV Artur</b> FA ALONSO KART		26 <sup>th</sup>
23 <sup>th</sup>	<b>596</b>	<b>MORGADO Guilherme</b> BIRELART		<b>12</b>	<b>554</b>	<b>NOBS Mathis</b> OTK		24 <sup>th</sup>
21 <sup>th</sup>	<b>564</b>	<b>LUIS Paternotte</b> LN		<b>11</b>	<b>688</b>	<b>LAWRENCE Ava</b> KART REPUBLIC		22 <sup>th</sup>
19 <sup>th</sup>	<b>569</b>	<b>LØFSHUS Lucas Emiil</b> SODI		<b>10</b>	<b>588</b>	<b>PELFRENE Téo</b> BIREL ART		20 <sup>th</sup>
17 <sup>th</sup>	<b>517</b>	<b>ENGAN AASEN Markus</b> FALCON		<b>9</b>	<b>552</b>	<b>CRUZ SÁNCHEZ Max</b> TBA		18 <sup>th</sup>
15 <sup>th</sup>	<b>560</b>	<b>PERUZZI Achilleas</b> KR		<b>8</b>	<b>568</b>	<b>DAVIDSON Alfie</b> KR		16 <sup>th</sup>
13 <sup>th</sup>	<b>558</b>	<b>BUHOFER SUNDRANI Aaron</b> PAROLIN		<b>7</b>	<b>518</b>	<b>HOUSE George</b> ENERGY CORSE		14 <sup>th</sup>
11 <sup>th</sup>	<b>598</b>	<b>MCCLOUGHRY Ben</b> FALCON		<b>6</b>	<b>528</b>	<b>SMITH Blair</b> KR		12 <sup>th</sup>
9 <sup>th</sup>	<b>527</b>	<b>MUSK Harley</b> KR		<b>5</b>	<b>601</b>	<b>CORNIL Milo</b> REDSPEED		10 <sup>th</sup>
7 <sup>th</sup>	<b>519</b>	<b>BECU Milan</b> PAROLIN		<b>4</b>	<b>542</b>	<b>CACHAFEIRO Tony</b> KR		8 <sup>th</sup>
5 <sup>th</sup>	<b>538</b>	<b>PERELLÓ Álvaro</b> ALONSO KART		<b>3</b>	<b>539</b>	<b>COBY Christian</b> KR		6 <sup>th</sup>
3 <sup>rd</sup>	<b>591</b>	<b>DOILLON Lucas</b> KR		<b>2</b>	<b>604</b>	<b>STEWART Johnston</b> KR		4 <sup>th</sup>
1 <sup>st</sup>	<b>582</b>	<b>BRAGEOT Mattis</b> PAROLIN		<b>1</b>	<b>513</b>	<b>LONGHITANO Aurelio</b> PAROLIN		2 <sup>nd</sup>

POLE POSITION



Start : 27/11 - 13:45 6 Laps = 10.194 km

Timekeeper 

Race Director 

IAME Warrior Final 2024: Zuera (ESP) 26/11 - 06/12/2024

Page 1 / 1

IAME Karting

Apex Timing GoRacing 

Rnk	No.	Driver	D. Nat	QP1	QP2	QP3	Laps	Group
1	507	GRANQUIST Ludwig		-	-	1:11.373	4	A
2	578	SHELVIS Abraham		-	1:11.688	-	4	B
3	506	NEWSTEAD Austin		1:12.161	-	-	3	C
4	594	PATTISON Colbe		-	-	1:11.444	4	D
5	582	BRAGEOT Mattis		-	1:11.773	-	4	E
6	513	LONGHITANO Aurelio		1:12.263	-	-	3	F
7	540	NUVOLINI Many		-	-	1:11.504	4	A
8	510	WILLIAMS Harry		-	1:11.777	-	4	B
9	605	CAMPOS Pedro		1:12.264	-	-	3	C
10	590	BABICEK Zdenek		-	-	1:11.508	4	D
11	591	DOILLON Lucas		-	1:12.024	-	4	E
12	604	STEWART Johnston		1:12.306	-	-	3	F
13	520	FERGUSON Daniel		-	-	1:11.609	4	A
14	545	BOUCHARD Antton		-	1:12.027	-	4	B
15	532	NARRAWAY Luca		1:12.323	-	-	3	C
16	567	VENANT Antoine Sylva		-	-	1:11.731	4	D
17	538	PERELLÓ Álvaro		-	1:12.059	-	4	E
18	539	COBY Christian		1:12.435	-	-	3	F
19	585	GONZALEZ ELLUL Ivan		-	-	1:11.734	4	A
20	548	HIBBERT Mayson		-	1:12.061	-	4	B
21	561	VEGA Royce		1:12.495	-	-	3	C
22	557	CORREIA Kiko		-	-	1:11.764	4	D
23	519	BECU Milan		-	1:12.113	-	3	E
24	542	CACHAFEIRO Tony		1:12.517	-	-	3	F
25	586	MORALES Nuvola		-	-	1:11.773	4	A
26	587	AUGUSTIN Baptiste		-	1:12.138	-	3	B
27	522	WOOD Freddie		1:12.635	-	-	3	C
28	536	MOULIN Nino		-	-	1:11.822	4	D
29	527	MUSK Harley		-	1:12.180	-	4	E
30	601	CORNIL Milo		1:12.637	-	-	3	F
31	502	SAYER Jarlath		-	-	1:11.862	4	A
32	611	SAMUEL Hugon		-	1:12.289	-	3	B
33	603	STEWART Andie		1:12.669	-	-	3	C
34	549	VAELLO Eydan		-	-	1:11.874	4	D
35	598	MC CLOUGHRY Ben		-	1:12.407	-	3	E
36	528	SMITH Blair		1:12.698	-	-	3	F
37	553	JIMENEZ GARCIA Adrian		-	-	1:11.874	4	A
38	565	GLENDE Vebjørn		-	1:12.484	-	3	B
39	514	PORTER Teddy-Jay		1:12.729	-	-	3	C

Gap Between Series : 101.10%

Steward #1

Steward #2

Steward #3

IAME Warrior Final 2024: Zuera (ESP) 26/11 - 06/12/2024

Rnk	No.	Driver	D. Nat	QP1	QP2	QP3	Laps	Group
40	543	CAMPOS GARCIA Alejandro		-	-	1:11.980	4	D
41	558	BUHOFFER SUNDRANI Aaron		-	1:12.511	-	3	E
42	518	HOUSE George		1:12.729	-	-	3	F
43	563	GREILING Bruno		-	-	1:11.981	4	A
44	577	GRIGNET Noah		-	1:12.596	-	4	B
45	535	KENNEY Oscar		1:12.729	-	-	3	C
46	589	CLARKE George		-	-	1:11.999	4	D
47	560	PERUZZI Achilleas		-	1:12.609	-	3	E
48	568	DAVIDSON Alfie		1:12.750	-	-	3	F
49	608	POINT Alexandre		-	-	1:12.121	4	A
50	516	SØRLIE SMISTAD Ole Alexander		-	1:12.632	-	4	B
51	571	VD COTERLET Julian		1:12.773	-	-	3	C
52	595	KWONG Mason Alexander		-	-	1:12.179	4	D
53	517	ENGAN AASEN Markus		-	1:12.633	-	4	E
54	552	CRUZ SÁNCHEZ Max		1:13.024	-	-	3	F
55	570	PAVEL Luca Andrea		-	-	1:12.182	4	A
56	551	SARLAS Alessandro		-	1:12.933	-	4	B
57	534	FOLEY JNR John		1:13.070	-	-	3	C
58	523	DEMPSEY Danny		-	-	1:12.217	4	D
59	569	LØFSHUS Lucas Emill		-	1:13.014	-	4	E
60	588	PELFRENE Téo		1:13.095	-	-	3	F
61	521	MONTANARI Giuseppe		-	-	1:12.260	4	A
62	606	MOUCHE Matisse		-	1:13.123	-	4	B
63	610	FRYKBERG Alexander		1:13.104	-	-	3	C
64	574	PERICO Niccolo		-	-	1:12.484	4	D
65	564	LUIS Paternotte		-	1:13.242	-	4	E
66	688	LAWRENCE Ava		1:13.179	-	-	3	F
67	525	PEREZ CABELLO Ruben		-	-	1:12.605	4	A
68	607	MIQUEL PRIETO Jorge		-	1:13.299	-	2	B
69	541	SILVA LORA Mario		1:13.240	-	-	3	C
70	512	LAZARUS Alexander Parakram		-	-	1:12.650	4	D
71	596	MORGADO Guilherme		-	1:13.309	-	4	E
72	554	NOBS Mathis		1:13.262	-	-	3	F
73	609	KARASSAS Simon		-	-	1:12.709	4	A
74	515	GHARIB Kevin		-	1:13.855	-	4	B
75	572	CAMPBELL Sophie		1:13.309	-	-	3	C
76	546	BLAIR Charlie		-	-	1:12.710	4	D
77	566	DE CORDOVA Emilio		-	1:14.758	-	3	E
78	613	KONOVALOV Artur		1:13.350	-	-	3	F

Gap Between Series : 101.10%

Steward #1

Steward #2

Steward #3

IAME Warrior Final 2024: Zuera (ESP) 26/11 - 06/12/2024

Page 2 / 3

IAME Karting

Apex Timing GoRacing

Rnk	No.	Driver	D. Nat	QP1	QP2	QP3	Laps	Group
79	537	SEGURA Pablo		-	-	1:12.715	4	A
80	599	RODRIGUES Martin		-	1:14.915	-	4	B
81	562	SCICLUNA Zack		1:13.361	-	-	3	C
82	530	IBBOTSON Zachary		-	-	1:12.745	4	D
83	531	ORELLANA Anaís		-	1:15.060	-	4	E
84	526	ZIARKO Stanislaw		1:13.416	-	-	3	F
85	584	REILLY Alex		-	-	1:12.746	4	A
86	575	PADOVANI Nahil		1:13.425	-	-	3	B
87	550	MIKALSEN Adrian		-	-	1:12.875	4	C
88	547	CAREY Ian		1:13.453	-	-	3	D
89	524	ILYAS Sami		-	-	1:12.914	4	E
90	544	NEKMOUCHE Neil		1:13.605	-	-	3	F
91	556	ITEN Ben		-	-	1:12.965	4	A
92	555	SRYER AISSA Roslan		1:14.579	-	-	3	B
93	592	LEE Yuchen		-	-	1:14.703	4	C
<b>Not Classified</b>								
	573	ELGAHOUDI Nahyl		-	No Time	-		D
	533	NORDVANG Jenny Kvakkestad		-	DSQ	-		E

Gap Between Series : 101.10%

Steward #1

Steward #2

Steward #3

IAME Warrior Final 2024: Zuera (ESP) 26/11 - 06/12/2024



Rnk	No.	Competitor	Driver	D. Nat	Equipment	Sector 1	Sector 2	Sector 3	Time	Gap	Laps
1	507	FALCON RACING TEAM	GRANQUIST Ludwig		FALCON	22.883	25.224	23.266	<b>1:11.373</b>		4
2	594	JAMIE GREEN RACING	PATTISON Colbe		KR	22.938	25.305	23.201	<b>1:11.444</b>	0.071	4
3	540	2N RACING	NUVOLINI Many		FK	22.920	25.286	23.298	<b>1:11.504</b>	0.131	4
4	590	TEPZ RACING TEAM	BABICEK Zdenek		MS KART	22.905	25.289	23.314	<b>1:11.508</b>	0.135	4
5	520	RAM RACING	FERGUSON Daniel		ALONSO KART	22.953	25.289	23.367	<b>1:11.609</b>	0.236	4
6	567	VDK	VENANT Antoine Sylva		KR	22.948	25.393	23.390	<b>1:11.731</b>	0.358	4
7	585	MONLAU MOTORSPORT	GONZALEZ ELLUL Ivan		ALONSO KART	22.930	25.378	23.426	<b>1:11.734</b>	0.361	4
8	557	MONLAU MOTORSPORT	CORREIA Kiko		ALONSO KART	23.008	25.358	23.398	<b>1:11.764</b>	0.391	4
9	586	BIREL ART RACING	MORALES Nuvola		BIREL ART RACING	23.060	25.302	23.411	<b>1:11.773</b>	0.400	4
10	536	2N RACING	MOULIN Nino		FORMULA K	23.033	25.394	23.395	<b>1:11.822</b>	0.449	4
11	502	FUSION MOTORSPORT	SAYER Jarlath		KR	23.029	25.401	23.432	<b>1:11.862</b>	0.489	4
12	549	RUBEN SIMON	VAELLO Eydan		PAROLIN	23.012	25.422	23.440	<b>1:11.874</b>	0.501	4
13	553	KRS KIDS RACING SCHOOL	JIMENEZ GARCIA Adrian		ALONSO KART	23.024	25.507	23.343	<b>1:11.874</b>	0.501	4
14	543	SPIRIT RACING	CAMPOS GARCIA Alejandro		PAROLIN	23.224	25.371	23.385	<b>1:11.980</b>	0.607	4
15	563	MDC RACING	GREILING Bruno		KR	23.073	25.363	23.545	<b>1:11.981</b>	0.608	4
16	589	OMS RACING	CLARKE George		KR	23.147	25.350	23.502	<b>1:11.999</b>	0.626	4
17	608	EUROKARTING	POINT Alexandre		REDSPEED	23.246	25.521	23.354	<b>1:12.121</b>	0.748	4
18	595	DRM RACING TEAM	KWONG Mason Alexander		FALCON	23.143	25.470	23.566	<b>1:12.179</b>	0.806	4
19	570	VDK	PAVEL Luca Andrea		KR	23.165	25.545	23.472	<b>1:12.182</b>	0.809	4
20	523	KEITH DEMPSEY	DEMPSEY Danny		KR	23.125	25.560	23.532	<b>1:12.217</b>	0.844	4
21	521	FUSION MOTORSPORT	MONTANARI Giuseppe		KR	23.179	25.602	23.479	<b>1:12.260</b>	0.887	4
22	574	XCEL	PERICO Niccolo		ENERGY CORSE	23.463	25.436	23.585	<b>1:12.484</b>	1.111	4
23	525	EDMUNDO BONNETT	PEREZ CABELLO Ruben		TBC	23.468	25.588	23.549	<b>1:12.605</b>	1.232	4
24	512	ZANCHI MOTORSPORT	LAZARUS Alexander Parakram		ENERGY	23.411	25.553	23.686	<b>1:12.650</b>	1.277	4
25	609	FALCON RACING TEAM	KARASSAS Simon		FALCON	23.409	25.732	23.568	<b>1:12.709</b>	1.336	4
26	546	DMS	BLAIR Charlie		KR	23.259	25.796	23.655	<b>1:12.710</b>	1.337	4
27	537	C.D. KARTING CEUTI RACING	SEGURA Pablo		KR	23.346	25.630	23.739	<b>1:12.715</b>	1.342	4
28	530	GGM	IBBOTSON Zachary		KR	23.187	25.715	23.843	<b>1:12.745</b>	1.372	4
29	584	BMR	REILLY Alex		KART REPUBLIC	23.695	25.598	23.453	<b>1:12.746</b>	1.373	4
30	550	MARTHE MIKALSER	MIKALSEN Adrian		FALCON	23.482	25.732	23.661	<b>1:12.875</b>	1.502	4
31	524	JAMIE GREEN RACING	ILYAS Sami		KR	23.496	25.724	23.694	<b>1:12.914</b>	1.541	4
32	556	SPIRIT-KARTING.CH	ITEN Ben		PAROLIN	23.274	25.796	23.895	<b>1:12.965</b>	1.592	4
33	592	VDK	LEE Yuchen		KR	23.912	26.587	24.204	<b>1:14.703</b>	3.330	4

Start Time : 26/11 - 16:10:01

Best lap : No.507 GRANQUIST Ludwig 1:11.373 85.70 kph

Weather : Scattered cloud Air : 13°C Track : Dry

Previous Event Record : No.578 SCHELVIS Abraham 1:11.688 85.32 kph

Timekeeper Race Director

IAME Warrior Final 2024: Zuera (ESP) 26/11 - 06/12/2024

Page 1 / 1

IAME Karting

Apex Timing GoRacing

## X30 MINI

### Qualifying Practice Group 3 (QP3) Best Sectors Analysis

For information purposes. No official / regulatory value

S1			S2			S3			Ideal Lap Times						
Rnk	No.	Time	Rnk	No.	Time	Rnk	No.	Time	Rnk	No.	Driver	D. Nat	Ideal Lap	Best Lap	Diff.
1	590	22.863	1	594	25.221	1	594	23.201	1	594	PATTISON Colbe		1:11.360	1:11.444	0.084
2	507	22.883	2	507	25.224	2	540	23.221	2	507	GRANQUIST Ludwig		1:11.373	1:11.373	
3	540	22.888	3	540	25.286	3	507	23.266	3	540	NUVOLINI Many		1:11.395	1:11.504	0.109
4	520	22.925	4	590	25.289	4	567	23.291	4	590	BABICEK Zdenek		1:11.466	1:11.508	0.042
5	585	22.930	4	520	25.289	5	608	23.303	5	520	FERGUSON Daniel		1:11.581	1:11.609	0.028
6	594	22.938	6	502	25.295	6	590	23.314	6	567	VENANT Antoine Sylva		1:11.632	1:11.731	0.099
7	567	22.948	7	586	25.302	7	563	23.343	7	585	GONZALEZ ELLUL Ivan		1:11.657	1:11.734	0.077
8	557	23.008	8	589	25.325	7	553	23.343	8	502	SAYER Jarlath		1:11.740	1:11.862	0.122
9	549	23.012	9	557	25.358	9	585	23.349	9	586	MORALES Nuvola		1:11.764	1:11.773	0.009
10	553	23.024	10	563	25.363	10	549	23.361	9	557	CORREIA Kiko		1:11.764	1:11.764	
11	502	23.029	11	543	25.371	11	520	23.367	11	563	GREILING Bruno		1:11.779	1:11.981	0.202
12	536	23.033	12	536	25.376	12	543	23.385	12	549	VAELLO Eydan		1:11.795	1:11.874	0.079
13	586	23.060	13	585	25.378	13	536	23.388	13	536	MOULIN Nino		1:11.797	1:11.822	0.025
14	563	23.073	14	567	25.393	14	589	23.396	14	589	CLARKE George		1:11.868	1:11.999	0.131
15	523	23.125	15	549	25.422	15	557	23.398	15	553	JIMENEZ GARCIA Adrian		1:11.874	1:11.874	
16	608	23.138	16	574	25.436	16	586	23.402	16	608	POINT Alexandre		1:11.898	1:12.121	0.223
17	595	23.143	17	608	25.457	17	502	23.416	17	543	CAMPOS GARCIA Alejandro		1:11.967	1:11.980	0.013
18	589	23.147	18	595	25.459	18	570	23.442	18	595	KWONG Mason Alexander		1:12.109	1:12.179	0.070
19	570	23.165	19	523	25.500	19	584	23.453	19	570	PAVEL Luca Andrea		1:12.128	1:12.182	0.054
20	521	23.179	20	553	25.507	20	525	23.474	20	523	DEMPESEY Danny		1:12.157	1:12.217	0.060
21	530	23.187	21	570	25.521	21	521	23.475	21	574	PERICO Niccolo		1:12.226	1:12.484	0.258
22	574	23.205	22	512	25.553	22	595	23.507	22	521	MONTANARI Giuseppe		1:12.256	1:12.260	0.004
23	543	23.211	23	525	25.588	23	523	23.532	23	525	PEREZ CABELLO Ruben		1:12.360	1:12.605	0.245
24	546	23.259	24	584	25.590	24	609	23.568	24	584	REILLY Alex		1:12.536	1:12.746	0.210
25	556	23.274	25	521	25.602	25	574	23.585	25	530	IBBOTSON Zachary		1:12.606	1:12.745	0.139
26	525	23.298	26	537	25.630	26	524	23.601	26	512	LAZARUS Alexander Parakram		1:12.635	1:12.650	0.015
27	537	23.346	27	556	25.666	27	546	23.654	27	556	ITEN Ben		1:12.643	1:12.965	0.322
28	512	23.396	28	530	25.715	28	550	23.661	28	546	BLAIR Charlie		1:12.648	1:12.710	0.062
29	609	23.409	29	524	25.724	29	512	23.686	29	609	KARASSAS Simon		1:12.709	1:12.709	
30	550	23.482	30	609	25.732	30	556	23.703	30	537	SEGURA Pablo		1:12.715	1:12.715	
31	524	23.483	30	550	25.732	31	530	23.704	31	524	ILYAS Sami		1:12.808	1:12.914	0.106
32	584	23.493	32	546	25.735	32	537	23.739	32	550	MIKALSEN Adrian		1:12.875	1:12.875	
33	592	23.912	33	592	26.563	33	592	24.130	33	592	LEE Yuchen		1:14.605	1:14.703	0.098

Timekeeper

Race Director

IAME Warrior Final 2024: Zuera (ESP) 26/11 - 06/12/2024

Page 1 / 1

IAME Karting

Apex Timing GoRacing



# X30 MINI

## Qualifying Practice Group 3 (QP3) Analysis

For information purposes. No official / regulatory value

Laps	Sector 1	Sector 2	Sector 3	Lap Time	Spd	Laps	Sector 1	Sector 2	Sector 3	Lap Time	Spd	Laps	Sector 1	Sector 2	Sector 3	Lap Time	Spd
<b>No.502 SAYER Jarlath</b>						<b>No.530 IBBOTSON Zachary</b>						<b>No.553 JIMENEZ GARCIA Adrian</b>					
1	23.939	25.681	23.462	1:13.082	101	1	24.058	26.341	23.932	1:14.331	104	1	27.187	30.579	23.945	1:21.711	100
2	23.178	25.413	23.416	1:12.007	101	2	23.293	25.801	23.728	1:12.822	99	2	23.476	25.571	23.446	1:12.493	103
3	23.029	25.401	23.432	1:11.862	101	3	23.427	26.178	23.704	1:13.309	103	3	23.024	25.507	23.343	1:11.874	104
4	23.162	25.295	23.424	1:11.881	101	4	23.187	25.715	23.843	1:12.745	101	4	23.040	25.910	23.777	1:12.727	100
<b>No.507 GRANQUIST Ludwig</b>						<b>No.536 MOULIN Nino</b>						<b>No.556 ITEN Ben</b>					
1	23.683	25.696	23.478	1:12.857	102	1	23.988	25.956	23.750	1:13.694	103	1	24.856	26.354	23.953	1:15.163	104
2	23.366	25.420	23.399	1:12.185	101	2	23.080	25.500	23.388	1:11.968	103	2	23.884	26.182	23.703	1:13.769	103
3	22.883	25.224	23.266	1:11.373	104	3	23.043	25.376	23.675	1:12.094	104	3	23.643	25.666	23.850	1:13.159	101
4	22.929	25.364	23.283	1:11.576	104	4	23.033	25.394	23.395	1:11.822	103	4	23.274	25.796	23.895	1:12.965	102
<b>No.512 LAZARUS Alexander Parakram</b>						<b>No.537 SEGURA Pablo</b>						<b>No.557 CORREIA Kiko</b>					
1	24.949	26.086	23.898	1:14.933	103	1	24.735	26.189	23.994	1:14.918	100	1	23.612	26.048	23.477	1:13.137	104
2	23.554	25.768	23.821	1:13.143	101	2	23.658	25.780	23.796	1:13.234	101	2	23.842	25.656	23.514	1:13.012	102
3	23.396	25.611	23.694	1:12.701	101	3	23.346	25.630	23.739	1:12.715	99	3	23.237	25.441	23.412	1:12.090	102
4	23.411	25.553	23.686	1:12.650	100	4	23.484	25.716	23.917	1:13.117	102	4	23.008	25.358	23.398	1:11.764	103
<b>No.520 FERGUSON Daniel</b>						<b>No.540 NUVOLINI Many</b>						<b>No.563 GREILING Bruno</b>					
1	23.873	26.098	23.482	1:13.453	103	1	24.175	25.586	23.221	1:12.982	104	1	24.185	25.974	23.697	1:13.856	104
2	23.209	25.352	23.369	1:11.930	103	2	23.150	25.443	23.295	1:11.888	103	2	23.085	25.587	23.343	1:12.015	104
3	22.925	25.315	23.475	1:11.715	103	3	22.920	25.286	23.298	1:11.504	104	3	23.473	25.520	23.496	1:12.489	101
4	22.953	25.289	23.367	1:11.609	103	4	22.888	25.334	23.360	1:11.582	103	4	23.073	25.363	23.545	1:11.981	101
<b>No.521 MONTANARI Giuseppe</b>						<b>No.543 CAMPOS GARCIA Alejandro</b>						<b>No.567 VENANT Antoine Sylva</b>					
1	24.965	26.591	23.896	1:15.452	104	1	24.260	26.266	23.675	1:14.201	103	1	23.426	25.869	23.400	1:12.695	105
2	23.810	26.069	23.475	1:13.354	103	2	23.224	25.956	24.433	1:13.613	102	2	23.482	25.639	23.291	1:12.412	104
3	23.804	26.198	23.909	1:13.911	101	3	23.211	25.410	23.469	1:12.090	103	3	23.183	25.481	23.295	1:11.959	103
4	23.179	25.602	23.479	1:12.260	101	4	23.224	25.371	23.385	1:11.980	103	4	22.948	25.393	23.390	1:11.731	105
<b>No.523 DEMPSEY Danny</b>						<b>No.546 BLAIR Charlie</b>						<b>No.570 PAVEL Luca Andrea</b>					
1	24.520	26.175	23.840	1:14.535	102	1	24.408	26.405	24.057	1:14.870	100	1	24.338	26.237	23.656	1:14.231	102
2	23.245	25.500	23.675	1:12.420	101	2	23.619	25.801	23.733	1:13.153	100	2	23.520	25.582	23.465	1:12.567	103
3	23.482	25.675	23.533	1:12.690	103	3	23.665	25.735	23.654	1:13.054	103	3	23.364	25.521	23.442	1:12.327	103
4	23.125	25.560	23.532	1:12.217	103	4	23.259	25.796	23.655	1:12.710	101	4	23.165	25.545	23.472	1:12.182	102
<b>No.524 ILYAS Sami</b>						<b>No.549 VAELLO Eydan</b>						<b>No.574 PERICO Niccolo</b>					
1	24.405	26.300	24.183	1:14.888	103	1	23.567	26.029	23.542	1:13.138	104	1	24.030	26.357	23.913	1:14.300	102
2	23.496	25.724	23.694	1:12.914	103	2	24.215	25.699	23.480	1:13.394	102	2	23.205	25.482	25.992	1:14.679	97
3	23.634	26.744	23.808	1:14.186	104	3	23.106	25.508	23.361	1:11.975	103	3	23.930	25.949	23.667	1:13.546	103
4	23.483	26.006	23.601	1:13.090	102	4	23.012	25.422	23.440	1:11.874	102	4	23.463	25.436	23.585	1:12.484	101
<b>No.525 PEREZ CABELLO Ruben</b>						<b>No.550 MIKALSEN Adrian</b>						<b>No.584 REILLY Alex</b>					
1	23.811	26.271	23.592	1:13.674	101	1	25.001	26.684	23.968	1:15.653	101	1	23.897	25.783	23.674	1:13.354	104
2	23.298	25.881	23.474	1:12.653	101	2	23.837	25.992	23.789	1:13.618	100	2	23.570	25.590	23.601	1:12.761	102
3	23.508	25.959	23.724	1:13.191	105	3	23.839	25.977	23.744	1:13.560	101	3	23.493	26.143	23.675	1:13.311	103
4	23.468	25.588	23.549	1:12.605	102	4	23.482	25.732	23.661	1:12.875	102	4	23.695	25.598	23.453	1:12.746	102

Timekeeper Race Director



Laps Sector 1 Sector 2 Sector 3 Lap Time Spd

### No.585 GONZALEZ ELLUL Ivan

1	23.372	25.845	23.426	1:12.643	104
2	23.438	25.546	23.414	1:12.398	103
3	23.296	25.451	23.349	1:12.096	103
4	22.930	25.378	23.426	1:11.734	105

Laps Sector 1 Sector 2 Sector 3 Lap Time Spd

### No.609 KARASSAS Simon

1	25.061	26.242	24.059	1:15.362	99
2	24.138	26.338	23.735	1:14.211	102
3	23.675	25.931	23.813	1:13.419	101
4	23.409	25.732	23.568	1:12.709	105

### No.586 MORALES Nuvola

1	23.387	25.845	23.407	1:12.639	105
2	23.458	25.540	23.402	1:12.400	103
3	23.471	25.455	23.402	1:12.328	102
4	23.060	25.302	23.411	1:11.773	103

### No.589 CLARKE George

1	25.229	25.941	23.846	1:15.016	102
2	23.241	25.466	23.691	1:12.398	101
3	23.147	25.350	23.502	1:11.999	102
4	23.341	25.325	23.396	1:12.062	103

### No.590 BABICEK Zdenek

1	23.609	25.758	23.489	1:12.856	102
2	23.144	25.529	23.320	1:11.993	103
3	22.905	25.289	23.314	1:11.508	104
4	22.863	25.345	23.509	1:11.717	98

### No.592 LEE Yuchen

1	24.643	26.752	24.170	1:15.565	101
2	24.029	26.563	24.309	1:14.901	100
3	24.383	26.627	24.130	1:15.140	100
4	23.912	26.587	24.204	1:14.703	99

### No.594 PATTISON Colbe

1	23.983	25.709	23.263	1:12.955	104
2	23.254	25.419	23.387	1:12.060	104
3	22.938	25.305	23.201	1:11.444	104
4	23.023	25.221	23.229	1:11.473	104

### No.595 KWONG Mason Alexander

1	24.259	26.302	23.670	1:14.231	102
2	23.374	25.688	23.507	1:12.569	103
3	23.220	25.459	23.648	1:12.327	102
4	23.143	25.470	23.566	1:12.179	103

### No.608 POINT Alexandre

1	24.276	25.933	23.573	1:13.782	104
2	23.138	25.704	23.724	1:12.566	101
3	23.246	25.521	23.354	1:12.121	103
4	23.386	25.457	23.303	1:12.146	104

Timekeeper

Race Director



Rnk	No.	Competitor	Driver	D. Nat	Equipment	Sector 1	Sector 2	Sector 3	Time	Gap	Laps
1	578	AXION RACING	SCHELVIS Abraham		FA	22.948	25.432	23.308	<b>1:11.688</b>		4
2	582	SPIRIT-KARTING.CH	BRAGEOT Mattis		PAROLIN	23.074	25.362	23.337	<b>1:11.773</b>	0.085	4
3	510	FUSION MOTORSPORT	WILLIAMS Harry		KR	23.034	25.392	23.351	<b>1:11.777</b>	0.089	4
4	591	PB KART	DOILLON Lucas		KR	23.175	25.432	23.417	<b>1:12.024</b>	0.336	4
5	545	BOUCHARD	BOUCHARD Antton		ALONSO KART	23.116	25.463	23.448	<b>1:12.027</b>	0.339	4
6	538	MONLAU MOTORSPORT	PERELLÓ Álvaro		ALONSO KART	23.136	25.478	23.445	<b>1:12.059</b>	0.371	4
7	548	FUSION MOTORSPORT	HIBBERT Mayson		KR	23.089	25.517	23.455	<b>1:12.061</b>	0.373	4
8	519	EGP RACING TEAM	BECU Milan		PAROLIN	23.095	25.483	23.535	<b>1:12.113</b>	0.425	3
9	587	XCEL	AUGUSTIN Baptiste		ENERGY	23.330	25.347	23.461	<b>1:12.138</b>	0.450	3
10	527	FUSION MOTORSPORT	MUSK Harley		KR	23.073	25.533	23.574	<b>1:12.180</b>	0.492	4
11	611	XCEL	SAMUEL Hugon		KR	23.381	25.588	23.320	<b>1:12.289</b>	0.601	3
12	598	FALCON RACING TEAM	MCCLOUGHRY Ben		FALCON	23.337	25.768	23.302	<b>1:12.407</b>	0.719	3
13	565	TEAM PRO-KARTING	GLENDE Vebjørn		DR RACING KART	23.298	25.587	23.599	<b>1:12.484</b>	0.796	3
14	558	SPIRIT-KARTING.CH	BUHOFER SUNDRANI Aaron		PAROLIN	23.311	25.530	23.670	<b>1:12.511</b>	0.823	3
15	577	EUROKARTING	GRIGNET Noah		REDSPEED	23.487	25.441	23.668	<b>1:12.596</b>	0.908	4
16	560	FUSION MOTORSPORT	PERUZZI Achilleas		KR	23.528	25.630	23.451	<b>1:12.609</b>	0.921	3
17	516	SK SERVICE	SØRLIE SMISTAD Ole Alexander		FALCON	23.428	25.611	23.593	<b>1:12.632</b>	0.944	4
18	517	FALCON RACING TEAM	ENGAN AASEN Markus		FALCON	23.332	25.636	23.665	<b>1:12.633</b>	0.945	4
19	551	KALI KART BY JORGE PESCADOR	SARLAS Alessandro		KALI KART	23.594	25.559	23.780	<b>1:12.933</b>	1.245	4
20	569	GÅ'CO RACING	LØFSHUS Lucas Emiil		SODI	23.707	25.648	23.659	<b>1:13.014</b>	1.326	4
21	606	RSD KARTING	MOUCHE Matisse		KOSMIC	23.634	25.643	23.846	<b>1:13.123</b>	1.435	4
22	564	EUROKARTING	LUIS Paternotte		LN	23.550	25.834	23.858	<b>1:13.242</b>	1.554	4
23	607	CLUB KALI KART	MIQUEL PRIETO Jorge		TBC	23.570	25.778	23.951	<b>1:13.299</b>	1.611	2
24	596	ESCOLA DE KART DO OESTE	MORGADO Guilherme		BIRELART	23.632	25.829	23.848	<b>1:13.309</b>	1.621	4
25	515	FALCON RACING TEAM	GHARIB Kevin		FALCON	23.786	25.890	24.179	<b>1:13.855</b>	2.167	4
26	566	MDC RACING	DE CORDOVA Emilio		KR	23.954	26.310	24.494	<b>1:14.758</b>	3.070	3
27	599	SERGIO RODRIGUES	RODRIGUES Martin		TBC	24.149	26.482	24.284	<b>1:14.915</b>	3.227	4
28	531	KALI KART	ORELLANA Anaís		KALI KART	24.284	26.331	24.445	<b>1:15.060</b>	3.372	4

No.515 GHARIB Kevin : Cancellation of the (1) best lap (art. 2.24 CIK General Prescriptions). According to Stewards' Decision No.15.

#### Not Classified

573	MDC RACING	ELGAHOUDI Nahyl		KR					No Time		
533	SK SERVICE	NORDVANG Jenny Kvakkestad		KR	24.294	26.183	24.220		DSQ		

No.533 NORDVANG Jenny Kvakkestad : Disqualification for working on the Pre-Grid (art. 2.19.F i CIK General Prescriptions). According to Stewards' Decision No.18.

Start Time : 26/11 - 15:54:00

Best lap : No.578 SCHELVIS Abraham 1:11.688 85.32 kph

Weather : Scattered cloud Air : 13°C Track : Dry

Previous Event Record : No.506 NEWSTEAD Austin 1:12.161 84.76 kph

Steward #1 Steward #2 Steward #3

IAME Warrior Final 2024: Zuera (ESP) 26/11 - 06/12/2024



DOCUMENT N° 18

## DÉCISION DES COMMISSAIRES SPORTIFS STEWARDS' DECISION

PÉNALITÉ INFLIGÉE AU CONCURRENT (NOM) : **SK SERVICE**  
PENALTY INFLICTED UPON THE COMPETITOR (NAME):

NATIONALITÉ / NATIONALITY:

N°: **533**  
No.:

PILOTE : **NORDVANG Jenny Kvakkestad**  
DRIVER :

Concerne la partie de la compétition **X30 MINI - Qualifying Practice Group 2**  
Concerns the part of the competition :

### ÉNONCÉ / STATEMENT:

**Disqualification from the above-mentioned Session**

### MOTIF / REASON:

The Stewards having received a report from the Judge of Facts (Doc n° 15), having examined this report, summoned and heard the Driver and Entrant concerned (Summons Doc n° 17), have considered the following matter, determine the following: The above-mentioned Competitor failed to respect Art. 2.19 and Art. 2.20a) of the 2024 CIK-FIA General Prescriptions by working on the kart in the Pre-Grid area. The Stewards impose this penalty according to Art. 2.24 and Art. 12.4 of the 2024 FIA International Sporting Code. The Competitor is reminded of his right to appeal in accordance with Art. 15 of the 2024 FIA International Sporting Code, within the applicable time limits.

**Décision annoncée**  
**Decision announced**

Date / Date: **26/11/2024**

Heure / Time: **16:32**

Nom / Name

Signature

Président du Collège / Chairman of the Panel:

**Kris LAMBRECHT (BEL)**



Membres du Collège / Members of the Panel:

**Manuel BERNABÉ (ESP)**



**Pere SAURA (ESP)**



### NOTIFICATION AU CONCURRENT CONCERNÉ / NOTIFICATION TO THE RELEVANT COMPETITOR

Je soussigné :

*I undersigned:* Nom personnel / personal name

Représentant du Concurrent : **SK SERVICE**

*Representing the Competitor:* Nom du Concurrent / Competitor name

Certifie avoir reçu notification du document N° **18** des Commissaires Sportifs de la Compétition  
*Certify that I have been notified of document No.* **18** *by the Stewards of the Competition.*

Date :

Heure / Time:

Signature :

## X30 MINI

### Qualifying Practice Group 2 (QP2)

For information purposes. No official / regulatory value

### Best Sectors Analysis

S1			S2			S3			Ideal Lap Times						
Rnk	No.	Time	Rnk	No.	Time	Rnk	No.	Time	Rnk	No.	Driver	D. Nat	Ideal Lap	Best Lap	Diff.
1	510	22.925	1	582	25.330	1	598	23.302	1	510	WILLIAMS Harry		1:11.613	1:11.777	0.164
2	578	22.948	2	510	25.337	2	578	23.308	2	582	BRAGEOT Mattis		1:11.623	1:11.773	0.150
3	582	22.956	3	587	25.347	3	611	23.320	3	578	SCHELVIS Abraham		1:11.663	1:11.688	0.025
4	527	23.018	4	578	25.407	4	582	23.337	4	538	PERELLÓ Álvaro		1:11.956	1:12.059	0.103
5	548	23.089	5	538	25.410	5	510	23.351	5	548	HIBBERT Mayson		1:11.972	1:12.061	0.089
6	519	23.095	6	548	25.428	6	538	23.410	6	545	BOUCHARD Antton		1:12.002	1:12.027	0.025
7	545	23.116	7	591	25.432	7	591	23.417	7	591	DOILLON Lucas		1:12.024	1:12.024	
8	538	23.136	8	545	25.438	8	545	23.448	8	519	BEUC Milan		1:12.046	1:12.113	0.067
9	591	23.175	9	577	25.441	9	560	23.451	9	527	MUSK Harley		1:12.125	1:12.180	0.055
10	565	23.298	10	519	25.483	10	548	23.455	10	587	AUGUSTIN Baptiste		1:12.138	1:12.138	
11	558	23.311	11	558	25.530	11	587	23.461	11	598	McCLOUGHRY Ben		1:12.223	1:12.407	0.184
12	587	23.330	12	527	25.533	12	519	23.468	12	611	SAMUEL Hugon		1:12.289	1:12.289	
13	517	23.332	13	551	25.559	13	516	23.532	13	560	PERUZZI Achilleas		1:12.446	1:12.609	0.163
14	598	23.337	14	598	25.584	14	527	23.574	14	565	GLENDE Vebjørn		1:12.484	1:12.484	
15	611	23.381	15	565	25.587	15	565	23.599	15	558	BUHOFER SUNDRANI Aaron		1:12.511	1:12.511	
16	560	23.402	16	611	25.588	16	517	23.636	16	516	SØRLIE SMISTAD Ole Alexander		1:12.571	1:12.632	0.061
17	516	23.428	17	606	25.590	17	569	23.659	17	577	GRIGNET Noah		1:12.587	1:12.596	0.009
18	577	23.478	18	560	25.593	18	577	23.668	18	517	ENGAN AASEN Markus		1:12.604	1:12.633	0.029
19	564	23.550	19	516	25.611	19	558	23.670	19	551	SARLAS Alessandro		1:12.890	1:12.933	0.043
20	607	23.570	20	517	25.636	20	551	23.737	20	569	LØFSHUS Lucas Emiil		1:12.964	1:13.014	0.050
21	551	23.594	21	569	25.648	21	596	23.798	21	606	MOUCHE Matisse		1:13.063	1:13.123	0.060
22	596	23.632	22	607	25.778	22	564	23.831	22	564	LUIS Paternotte		1:13.215	1:13.242	0.027
23	606	23.634	23	596	25.793	23	606	23.839	23	596	MORGADO Guilherme		1:13.223	1:13.309	0.086
24	569	23.657	24	564	25.834	24	607	23.951	24	607	MIQUEL PRIETO Jorge		1:13.299	1:13.299	
25	515	23.786	25	515	25.890	25	515	24.179	25	515	GHARIB Kevin		1:13.855	1:13.855	
26	566	23.954	26	566	26.310	26	599	24.284	26	566	DE CORDOVA Emilio		1:14.687	1:14.758	0.071
27	599	24.149	27	531	26.325	27	531	24.338	27	531	ORELLANA Anaís		1:14.874	1:15.060	0.186
28	531	24.211	28	599	26.482	28	566	24.423	28	599	RODRIGUES Martin		1:14.915	1:14.915	

Timekeeper

Race Director

IAME Warrior Final 2024: Zuera (ESP) 26/11 - 06/12/2024

## X30 MINI

### Qualifying Practice Group 2 (QP2) Analysis

For information purposes. No official / regulatory value

Laps	Sector 1	Sector 2	Sector 3	Lap Time	Spd
<b>No.510 WILLIAMS Harry</b>					
1	23.484	26.035	23.548	1:13.067	103
2	23.249	25.337	23.467	1:12.053	103
3	23.034	25.392	23.351	1:11.777	103
4	22.925	25.480	23.380	1:11.785	103

Laps	Sector 1	Sector 2	Sector 3	Lap Time	Spd
<b>No.515 GHARIB Kevin</b>					
1	24.297	26.164	24.233	1:14.694	98
2	23.786	25.890	24.179	1:13.855	100
3	24.003	26.014	24.231	1:14.248	100
4	23.777	25.730	23.822	1:13.329	100

Laps	Sector 1	Sector 2	Sector 3	Lap Time	Spd
<b>No.516 SØRLIE SMISTAD Ole Alexander</b>					
1	24.020	26.194	23.844	1:14.058	101
2	23.547	25.861	23.653	1:13.061	101
3	23.471	25.740	23.532	1:12.743	103
4	23.428	25.611	23.593	1:12.632	103

Laps	Sector 1	Sector 2	Sector 3	Lap Time	Spd
<b>No.517 ENGAN AASEN Markus</b>					
1	24.515	26.012	24.044	1:14.571	99
2	23.603	25.760	23.820	1:13.183	102
3	23.435	25.678	23.636	1:12.749	103
4	23.332	25.636	23.665	1:12.633	102

Laps	Sector 1	Sector 2	Sector 3	Lap Time	Spd
<b>No.519 BECU Milan</b>					
1	23.699	25.663	23.468	1:12.830	104
2	23.403	25.690	23.519	1:12.612	100
3	23.095	25.483	23.535	1:12.113	101

Laps	Sector 1	Sector 2	Sector 3	Lap Time	Spd
<b>No.527 MUSK Harley</b>					
1	23.761	25.769	23.615	1:13.145	104
2	23.092	25.564	23.661	1:12.317	103
3	23.073	25.533	23.574	1:12.180	101
4	23.018	25.538	24.020	1:12.576	102

Laps	Sector 1	Sector 2	Sector 3	Lap Time	Spd
<b>No.531 ORELLANA Anaís</b>					
1	24.284	26.331	24.445	1:15.060	97
2	24.211	26.327	24.714	1:15.252	92
3	25.239	26.325	24.338	1:15.902	90
4	24.561	26.469	24.628	1:15.658	86

Laps	Sector 1	Sector 2	Sector 3	Lap Time	Spd
<b>No.533 NORDVANG Jenny Kvakkestad</b>					
1	24.294	26.183	24.220	1:14.697	98

Laps	Sector 1	Sector 2	Sector 3	Lap Time	Spd
<b>No.538 PERELLÓ Álvaro</b>					
1	23.833	25.635	23.467	1:12.935	104
2	23.409	25.498	23.410	1:12.317	104
3	23.269	25.410	23.498	1:12.177	104

Laps	Sector 1	Sector 2	Sector 3	Lap Time	Spd
4	23.136	25.478	23.445	1:12.059	103

Laps	Sector 1	Sector 2	Sector 3	Lap Time	Spd
<b>No.545 BOUCHARD Antton</b>					
1	23.774	25.903	23.571	1:13.248	103
2	23.371	25.518	23.467	1:12.356	102
3	23.346	25.438	23.686	1:12.470	100
4	23.116	25.463	23.448	1:12.027	102

Laps	Sector 1	Sector 2	Sector 3	Lap Time	Spd
<b>No.548 HIBBERT Mayson</b>					
1	23.572	25.686	23.559	1:12.817	103
2	23.177	25.564	23.575	1:12.316	103
3	23.208	25.428	23.537	1:12.173	104
4	23.089	25.517	23.455	1:12.061	103

Laps	Sector 1	Sector 2	Sector 3	Lap Time	Spd
<b>No.551 SARLAS Alessandro</b>					
1	24.161	25.870	23.979	1:14.010	99
2	23.649	25.659	23.737	1:13.045	99
3	28.293	28.248	24.184	1:20.725	100
4	23.594	25.559	23.780	1:12.933	98

Laps	Sector 1	Sector 2	Sector 3	Lap Time	Spd
<b>No.558 BUHOFER SUNDRANI Aaron</b>					
1	24.337	26.157	23.903	1:14.397	100
2	23.475	25.770	23.706	1:12.951	100
3	23.311	25.530	23.670	1:12.511	101

Laps	Sector 1	Sector 2	Sector 3	Lap Time	Spd
<b>No.560 PERUZZI Achilles</b>					
1	24.164	26.066	23.848	1:14.078	100
2	23.528	25.630	23.451	1:12.609	101
3	23.402	25.593	23.727	1:12.722	101

Laps	Sector 1	Sector 2	Sector 3	Lap Time	Spd
<b>No.564 LUIS Paternotte</b>					
1	24.391	26.109	23.831	1:14.331	100
2	23.621	25.865	24.001	1:13.487	100
3	23.603	25.899	23.843	1:13.345	100
4	23.550	25.834	23.858	1:13.242	99

Laps	Sector 1	Sector 2	Sector 3	Lap Time	Spd
<b>No.565 GLENDE Vebjørn</b>					
1	23.778	26.040	23.930	1:13.748	101
2	23.498	25.851	23.678	1:13.027	100
3	23.298	25.587	23.599	1:12.484	101

Laps	Sector 1	Sector 2	Sector 3	Lap Time	Spd
<b>No.566 DE CORDOVA Emilio</b>					
1	25.142	26.696	24.423	1:16.261	99
2	23.954	26.310	24.494	1:14.758	100
3	2:36.474	28.506	25.876	3:30.856	92

Laps	Sector 1	Sector 2	Sector 3	Lap Time	Spd
<b>No.569 LØFSHUS Lucas Emili</b>					
1	29.507	31.650	25.481	1:26.638	96
2	25.333	25.924	23.715	1:14.972	100

Laps	Sector 1	Sector 2	Sector 3	Lap Time	Spd
3	23.657	25.701	23.804	1:13.162	98
4	23.707	25.648	23.659	1:13.014	98

Laps	Sector 1	Sector 2	Sector 3	Lap Time	Spd
<b>No.577 GRIGNET Noah</b>					
1	23.644	25.805	23.824	1:13.273	98
2	23.581	25.583	23.780	1:12.944	99
3	23.487	25.441	23.668	1:12.596	99
4	23.478	25.470	23.706	1:12.654	99

Laps	Sector 1	Sector 2	Sector 3	Lap Time	Spd
<b>No.578 SCHELVIS Abraham</b>					
1	23.254	25.951	23.566	1:12.771	105
2	23.316	25.615	23.309	1:12.240	103
3	22.962	25.407	23.320	1:11.689	103
4	22.948	25.432	23.308	1:11.688	104

Laps	Sector 1	Sector 2	Sector 3	Lap Time	Spd
<b>No.582 BRAGEOT Mattis</b>					
1	23.500	26.037	23.529	1:13.066	103
2	23.270	25.330	23.455	1:12.055	103
3	23.074	25.362	23.337	1:11.773	103
4	22.956	25.469	23.360	1:11.785	103


Laps	Sector 1	Sector 2	Sector 3	Lap Time	Spd
<b>No.587 AUGUSTIN Baptiste</b>					
1	23.608	25.816	23.613	1:13.037	103
2	23.417	25.801	23.767	1:12.985	103
3	23.330	25.347	23.461	1:12.138	103

Laps	Sector 1	Sector 2	Sector 3	Lap Time	Spd
<b>No.591 DOILLON Lucas</b>					
1	23.747	25.892	23.733	1:13.372	101
2	23.425	25.533	23.483	1:12.441	102
3	23.514	25.619	23.463	1:12.596	103
4	23.175	25.432	23.417	1:12.024	103

Laps	Sector 1	Sector 2	Sector 3	Lap Time	Spd
<b>No.596 MORGADO Guilherme</b>					
1	23.959	26.220	23.851	1:14.030	101
2	23.773	25.830	24.106	1:13.709	99
3	24.061	25.793	23.798	1:13.652	101
4	23.632	25.829	23.848	1:13.309	100

Laps	Sector 1	Sector 2	Sector 3	Lap Time	Spd
<b>No.598 MCCLOUGHRY Ben</b>					
1	23.761	25.619	23.454	1:12.834	104
2	23.694	25.584	23.503	1:12.781	104
3	23.337	25.768	23.302	1:12.407	104

Laps	Sector 1	Sector 2	Sector 3	Lap Time	Spd
<b>No.599 RODRIGUES Martin</b>					
1	24.401	27.152	24.423	1:15.976	98
2	24.487	26.624	24.399	1:15.510	98
3	24.622	26.670	24.664	1:15.956	97
4	24.149	26.482	24.284	1:14.915	98

Timekeeper  Race Director 

Laps Sector 1 Sector 2 Sector 3 Lap Time Spd

#### No.606 MOUCHE Matisse

1	24.574	26.424	24.085	1:15.083	99
2	23.841	25.590	23.937	1:13.368	100
3	23.782	25.801	23.839	1:13.422	100
4	23.634	25.643	23.846	1:13.123	101

#### No.607 MIQUEL PRIETO Jorge

1	28.195	26.688	24.721	1:19.604	100
2	23.570	25.778	23.951	1:13.299	98

#### No.611 SAMUEL Hugon

1	23.712	25.756	23.567	1:13.035	103
2	24.105	25.659	23.328	1:13.092	105
3	23.381	25.588	23.320	1:12.289	104

Timekeeper 

Race Director 

Rnk	No.	Competitor	Driver	D. Nat	Equipment	Sector 1	Sector 2	Sector 3	Time	Gap	Laps
1	506	JAMIE GREEN RACING	NEWSTEAD Austin		KR	23.463	25.414	23.284	<b>1:12.161</b>		3
2	513	SPIRIT-KARTING.CH	LONGHITANO Aurelio		PAROLIN	23.433	25.477	23.353	<b>1:12.263</b>	0.102	3
3	605	KALI KART	CAMPOS Pedro		KALI KART	23.293	25.521	23.450	<b>1:12.264</b>	0.103	3
4	604	XCEL MOTORSPORT	STEWART Johnston		KR	23.430	25.542	23.334	<b>1:12.306</b>	0.145	3
5	532	FALCON RACING TEAM	NARRAWAY Luca		FALCON	23.313	25.577	23.433	<b>1:12.323</b>	0.162	3
6	539	FUSION MOTORSPORT	COBY Christian		KR	23.273	25.404	23.758	<b>1:12.435</b>	0.274	3
7	561	FUSION MOTORSPORT	VEGA Royce		KR	23.075	25.851	23.569	<b>1:12.495</b>	0.334	3
8	542	FUSION MOTORSPORT	CACHAFEIRO Tony		KR	23.493	25.531	23.493	<b>1:12.517</b>	0.356	3
9	522	JAMIE GREEN RACING	WOOD Freddie		KR	23.261	25.533	23.841	<b>1:12.635</b>	0.474	3
10	601	EUROKARTING	CORNIL Milo		REDSPEED	23.156	25.820	23.661	<b>1:12.637</b>	0.476	3
11	603	XCEL MOTORSPORT	STEWART Andie		ALONSO	23.293	25.839	23.537	<b>1:12.669</b>	0.508	3
12	528	BMR	SMITH Blair		KR	23.465	25.616	23.617	<b>1:12.698</b>	0.537	3
13	514	JAMIE GREEN RACING	PORTER Teddy-Jay		KR	23.126	25.798	23.805	<b>1:12.729</b>	0.568	3
14	518	XCEL MOTORSPORT	HOUSE George		ENERGY CORSE	23.172	25.746	23.811	<b>1:12.729</b>	0.568	3
15	535	XCEL	KENNEY Oscar		ALONSO KART	23.431	25.708	23.590	<b>1:12.729</b>	0.568	3
16	568	FUSION MOTORSPORT	DAVIDSON Alfie		KR	23.542	25.761	23.447	<b>1:12.750</b>	0.589	3
17	571	FALCON RACING TEAM	VD COTERLET Julian		FALCON	23.260	25.847	23.666	<b>1:12.773</b>	0.612	3
18	552	DEVELOPMENT MOTORSPORT DRIVER	CRUZ SÁNCHEZ Max		TBA	23.524	25.676	23.824	<b>1:13.024</b>	0.863	3
19	534	DMS	FOLEY JNR John		KR	23.328	25.767	23.975	<b>1:13.070</b>	0.909	3
20	588	EKO	PELFRENE Téo		BIREL ART	23.746	25.755	23.594	<b>1:13.095</b>	0.934	3
21	610	AD MOTORSPORT	FRYKBERG Alexander		ENERGY CORSE	23.861	25.715	23.528	<b>1:13.104</b>	0.943	3
22	688	JAMIE GREEN RACING	LAWRENCE Ava		KART REPUBLIC	23.479	25.757	23.943	<b>1:13.179</b>	1.018	3
23	541	MONLAU MOTORSPORT	SILVA LORA Mario		ALONSO KART	23.493	26.086	23.661	<b>1:13.240</b>	1.079	3
24	554	LKM RACING	NOBS Mathis		OTK	23.810	25.808	23.644	<b>1:13.262</b>	1.101	3
25	572	FUSION MOTORSPORT	CAMPBELL Sophie		KR	23.546	26.153	23.610	<b>1:13.309</b>	1.148	3
26	613	KRS KIDS RACING SCHOOL	KONOVALOV Artur		FA ALONSO KART	23.602	25.929	23.819	<b>1:13.350</b>	1.189	3
27	562	KALI KART BY JORGE PESCADOR	SCICLUNA Zack		KALI KART	23.375	25.787	24.199	<b>1:13.361</b>	1.200	3
28	526	SPIRIT-RACING.CH	ZIARKO Stanislaw		PAROLIN	24.074	25.699	23.643	<b>1:13.416</b>	1.255	3
29	575	AUTO CLUB RC2 VALLES	PADOVANI Nahil		OTK	23.839	25.930	23.656	<b>1:13.425</b>	1.264	3
30	547	NCM	CAREY Ian		KR	23.443	26.105	23.905	<b>1:13.453</b>	1.292	3
31	544	2N RACING	NEKMOUCHE Neil		FORMULE K	23.614	26.299	23.692	<b>1:13.605</b>	1.444	3
32	555	MEGAKART DZ	SRYSER AISSA Roslan		SODI	23.728	26.526	24.325	<b>1:14.579</b>	2.418	3

Start Time : 26/11 - 15:38:20

Best lap : No.506 NEWSTEAD Austin

1:12.161

84.76 kph

Weather : Scattered cloud Air : 13°C Track : Dry

Timekeeper Race Director

IAME Warrior Final 2024: Zuera (ESP) 26/11 - 06/12/2024

Page 1 / 1

IAME Karting

Apex Timing GoRacing



## X30 MINI

### Qualifying Practice Group 1 (QP1)

For information purposes. No official / regulatory value

### Best Sectors Analysis

S1			S2			S3			Ideal Lap Times						
Rnk	No.	Time	Rnk	No.	Time	Rnk	No.	Time	Rnk	No.	Driver	D. Nat	Ideal Lap	Best Lap	Diff.
1	522	23.051	1	539	25.404	1	513	23.272	1	539	COBY Christian		1:12.081	1:12.435	0.354
2	561	23.075	2	506	25.414	2	506	23.284	2	506	NEWSTEAD Austin		1:12.161	1:12.161	
3	514	23.126	3	514	25.435	3	604	23.334	3	513	LONGHITANO Aurelio		1:12.182	1:12.263	0.081
4	601	23.156	4	513	25.477	4	539	23.404	4	542	CACHAFEIRO Tony		1:12.205	1:12.517	0.312
5	518	23.172	5	518	25.492	5	542	23.413	5	532	NARRAWAY Luca		1:12.226	1:12.323	0.097
6	532	23.216	6	605	25.521	6	532	23.433	6	605	CAMPOS Pedro		1:12.264	1:12.264	
7	571	23.260	7	542	25.531	7	568	23.447	7	522	WOOD Freddie		1:12.268	1:12.635	0.367
8	542	23.261	8	522	25.533	8	605	23.450	8	604	STEWART Johnston		1:12.306	1:12.306	
9	539	23.273	9	604	25.542	9	610	23.528	9	514	PORTER Teddy-Jay		1:12.360	1:12.729	0.369
10	605	23.293	10	532	25.577	10	603	23.537	10	561	VEGA Royce		1:12.452	1:12.495	0.043
10	603	23.293	11	568	25.593	11	528	23.548	11	518	HOUSE George		1:12.475	1:12.729	0.254
12	534	23.328	12	528	25.616	12	601	23.562	12	603	STEWART Andie		1:12.485	1:12.669	0.184
13	688	23.366	13	603	25.655	13	561	23.569	13	568	DAVIDSON Alfie		1:12.533	1:12.750	0.217
14	562	23.375	14	552	25.676	14	535	23.590	14	601	CORNIL Milo		1:12.538	1:12.637	0.099
15	604	23.430	15	526	25.699	15	588	23.594	15	528	SMITH Blair		1:12.629	1:12.698	0.069
16	535	23.431	16	535	25.708	16	572	23.610	16	535	KENNEY Oscar		1:12.729	1:12.729	
17	513	23.433	17	610	25.715	17	526	23.639	17	610	FRYKBERG Alexander		1:12.743	1:13.104	0.361
18	547	23.443	18	534	25.742	18	554	23.644	18	571	VD COTERLET Julian		1:12.745	1:12.773	0.028
19	506	23.463	19	562	25.743	19	575	23.656	19	534	FOLEY JNR John		1:12.756	1:13.070	0.314
20	528	23.465	20	588	25.755	20	541	23.661	20	541	SILVA LORA Mario		1:12.975	1:13.240	0.265
21	568	23.493	21	688	25.757	21	571	23.666	21	552	CRUZ SÁNCHEZ Max		1:13.004	1:13.024	0.020
21	541	23.493	22	544	25.806	22	522	23.684	22	688	LAWRENCE Ava		1:13.066	1:13.179	0.113
23	610	23.500	23	561	25.808	23	534	23.686	23	588	PELFRENE Téo		1:13.095	1:13.095	
24	552	23.524	23	554	25.808	24	544	23.692	24	572	CAMPBELL Sophie		1:13.112	1:13.309	0.197
25	572	23.546	25	571	25.819	25	547	23.741	24	544	NEKMOUCHE Neil		1:13.112	1:13.605	0.493
26	613	23.602	26	601	25.820	26	514	23.799	26	547	CAREY Ian		1:13.213	1:13.453	0.240
27	544	23.614	27	541	25.821	27	552	23.804	27	562	SCICLUNA Zack		1:13.222	1:13.361	0.139
28	555	23.728	28	613	25.885	28	518	23.811	28	554	NOBS Mathis		1:13.262	1:13.262	
29	588	23.746	29	575	25.930	29	613	23.819	29	613	KONOVALOV Artur		1:13.306	1:13.350	0.044
30	554	23.810	30	572	25.956	30	688	23.943	30	526	ZIARKO Stanislaw		1:13.412	1:13.416	0.004
31	575	23.839	31	547	26.029	31	562	24.104	31	575	PADOVANI Nahil		1:13.425	1:13.425	
32	526	24.074	32	555	26.279	32	555	24.325	32	555	SRYER AISSA Roslan		1:14.332	1:14.579	0.247

Timekeeper

Race Director

IAME Warrior Final 2024: Zuera (ESP) 26/11 - 06/12/2024

IAME Karting

Apex Timing GoRacing

## X30 MINI

### Qualifying Practice Group 1 (QP1) Analysis

For information purposes. No official / regulatory value

Laps Sector 1 Sector 2 Sector 3 Lap Time Spd

#### No.506 NEWSTEAD Austin

1	23.934	25.481	23.452	1:12.867	104
2	23.588	25.851	23.495	1:12.934	103
3	23.463	25.414	23.284	1:12.161	103

#### No.513 LONGHITANO Aurelio

1	23.433	25.477	23.353	1:12.263	104
2	23.808	26.165	23.469	1:13.442	105
3	24.178	25.711	23.272	1:13.161	104

#### No.514 PORTER Teddy-Jay

1	23.538	25.858	24.498	1:13.894	103
2	23.827	25.435	23.799	1:13.061	104
3	23.126	25.798	23.805	1:12.729	104

#### No.518 HOUSE George

1	23.579	25.492	23.997	1:13.068	104
2	23.172	25.746	23.811	1:12.729	103
3	24.299	25.760	24.520	1:14.579	102

#### No.522 WOOD Freddie

1	23.531	25.614	24.032	1:13.177	104
2	23.261	25.533	23.841	1:12.635	100
3	23.051	26.111	23.684	1:12.846	104

#### No.526 ZIARKO Stanislaw

1	24.648	25.848	23.639	1:14.135	102
2	24.628	26.923	24.210	1:15.761	102
3	24.074	25.699	23.643	1:13.416	103

#### No.528 SMITH Blair

1	23.604	25.856	23.548	1:13.008	102
2	23.866	25.708	23.644	1:13.218	100
3	23.465	25.616	23.617	1:12.698	102

#### No.532 NARRAWAY Luca

1	23.313	25.577	23.433	1:12.323	103
2	23.769	25.640	23.574	1:12.983	103
3	23.216	25.592	23.518	1:12.326	102

#### No.534 FOLEY JNR John

1	24.071	25.848	23.686	1:13.605	101
2	23.328	25.767	23.975	1:13.070	98
3	24.014	25.742	23.690	1:13.446	102

#### No.535 KENNEY Oscar

1	23.737	26.054	25.028	1:14.819	104
2	23.431	25.708	23.590	1:12.729	106
3	23.640	25.745	23.809	1:13.194	104

Laps Sector 1 Sector 2 Sector 3 Lap Time Spd

#### No.539 COBY Christian

1	23.273	25.404	23.758	1:12.435	104
2	23.290	26.950	23.404	1:13.644	105
3	23.728	26.319	24.303	1:14.350	104

#### No.541 SILVA LORA Mario

1	23.747	25.835	25.085	1:14.667	95
2	23.974	25.821	23.871	1:13.666	100
3	23.493	26.086	23.661	1:13.240	103

#### No.542 CACHAFEIRO Tony

1	23.493	25.531	23.493	1:12.517	104
2	23.261	26.911	23.413	1:13.585	105
3	23.396	26.143	24.168	1:13.707	101

#### No.544 NEKMOUCHE Neil

1	23.614	26.299	23.692	1:13.605	102
2	24.511	26.002	24.676	1:15.189	103
3	24.395	25.806	23.761	1:13.962	103

#### No.547 CAREY Ian

1	23.443	26.105	23.905	1:13.453	98
2	24.892	26.724	23.741	1:15.357	103
3	23.617	26.029	23.827	1:13.473	98

#### No.552 CRUZ SÁNCHEZ Max

1	23.524	25.676	23.824	1:13.024	103
2	23.889	25.790	23.804	1:13.483	104
3	23.559	26.291	24.279	1:14.129	100

#### No.554 NOBS Mathis

1	23.810	25.808	23.644	1:13.262	104
2	24.178	26.908	23.927	1:15.013	104
3	23.834	25.856	23.693	1:13.383	101

#### No.555 SRYER AISSA Roslan

1	23.728	26.526	24.325	1:14.579	103
2	23.743	26.340	24.828	1:14.911	101
3	24.347	26.279	24.354	1:14.980	103

#### No.561 VEGA Royce

1	24.028	25.860	24.180	1:14.068	103
2	23.075	25.851	23.569	1:12.495	103
3	23.524	25.808	24.358	1:13.690	102

#### No.562 SCICLUNA Zack

1	23.903	25.854	24.104	1:13.861	103
2	23.375	25.787	24.199	1:13.361	101
3	24.674	25.743	24.120	1:14.537	101

Laps Sector 1 Sector 2 Sector 3 Lap Time Spd

#### No.568 DAVIDSON Alfie

1	23.493	26.377	23.707	1:13.577	104
2	23.542	25.761	23.447	1:12.750	105
3	24.207	25.593	24.333	1:14.133	102

#### No.571 VD COTERLET Julian

1	23.668	25.819	23.971	1:13.458	102
2	23.260	25.847	23.666	1:12.773	102
3	23.439	26.703	24.715	1:14.857	101

#### No.572 CAMPBELL Sophie

1	24.111	25.956	24.371	1:14.438	102
2	23.546	26.153	23.610	1:13.309	104
3	23.853	26.134	23.915	1:13.902	103

#### No.575 PADOVANI Nahil

1	23.839	25.930	23.656	1:13.425	104
2	25.910	28.029	25.267	1:19.206	96
3	24.151	26.368	23.687	1:14.206	103

#### No.588 PELFRENE Téo

1	23.746	25.755	23.594	1:13.095	104
2	24.323	26.861	24.298	1:15.482	101
3	23.869	26.368	24.293	1:14.530	101

#### No.601 CORNIL Milo

1	24.243	25.882	24.130	1:14.255	103
2	23.156	25.820	23.661	1:12.637	102
3	24.062	26.169	23.562	1:13.793	103

#### No.603 STEWART Andie

1	23.694	25.739	23.718	1:13.151	103
2	23.293	25.839	23.537	1:12.669	104
3	23.765	25.655	24.222	1:13.642	103

#### No.604 STEWART Johnston



1	23.621	25.956	23.947	1:13.524	104
2	23.608	26.102	23.979	1:13.689	103
3	23.430	25.542	23.334	1:12.306	103

#### No.605 CAMPOS Pedro

1	23.514	26.040	23.912	1:13.466	104
2	23.633	26.056	23.883	1:13.572	103
3	23.293	25.521	23.450	1:12.264	102

#### No.610 FRYKBERG Alexander

1	23.861	25.715	23.528	1:13.104	100
2	23.500	26.479	23.869	1:13.848	104
3	23.929	26.926	24.654	1:15.509	102

Timekeeper  Race Director 

IAME Warrior Final 2024: Zuera (ESP) 26/11 - 06/12/2024

Laps Sector 1 Sector 2 Sector 3 Lap Time Spd

#### No.613 KONOVALOV Artur

1	23.602	25.929	23.819	1:13.350	103
2	24.840	26.092	24.199	1:15.131	103
3	24.293	25.885	23.849	1:14.027	99

#### No.688 LAWRENCE Ava

1	23.479	25.757	23.943	1:13.179	104
2	23.416	25.780	24.181	1:13.377	105
3	23.366	26.230	24.856	1:14.452	102

Timekeeper 

Race Director 

No.	Competitor	Driver	D. Nat	Equipment
502	FUSION MOTORSPORT	SAYER Jarlath		KR
506	JAMIE GREEN RACING	NEWSTEAD Austin		KR
507	FALCON RACING TEAM	GRANQUIST Ludwig		FALCON
510	FUSION MOTORSPORT	WILLIAMS Harry		KR
512	ZANCHI MOTORSPORT	LAZARUS Alexander Parakram		ENERGY
513	SPIRIT-KARTING.CH	LONGHITANO Aurelio		PAROLIN
514	JAMIE GREEN RACING	PORTER Teddy-Jay		KR
515	FALCON RACING TEAM	GHARIB Kevin		FALCON
516	SK SERVICE	SØRLIE SMISTAD Ole Alexander		FALCON
517	FALCON RACING TEAM	ENGAN AASEN Markus		FALCON
518	XCEL MOTORSPORT	HOUSE George		ENERGY CORSE
519	EGP RACING TEAM	BECU Milan		PAROLIN
520	RAM RACING	FERGUSON Daniel		ALONSO KART
521	FUSION MOTORSPORT	MONTANARI Giuseppe		KR
522	JAMIE GREEN RACING	WOOD Freddie		KR
523	KEITH DEMPSEY	DEMPSEY Danny		KR
524	JAMIE GREEN RACING	ILYAS Sami		KR
525	EDMUNDO BONNETT	PEREZ CABELLO Ruben		TBC
526	SPIRIT-RACING.CH	ZIARKO Stanislaw		PAROLIN
527	FUSION MOTORSPORT	MUSK Harley		KR
528	BMR	SMITH Blair		KR
530	GGM	IBBOTSON Zachary		KR
531	KALI KART	ORELLANA Anaís		KALI KART
532	FALCON RACING TEAM	NARRAWAY Luca		FALCON
533	SK SERVICE	NORDVANG Jenny Kvakkestad		KR
534	DMS	FOLEY JNR John		KR
535	XCEL	KENNEY Oscar		ALONSO KART
536	2N RACING	MOULIN Nino		FORMULA K
537	C.D. KARTING CEUTI RACING	SEGURA Pablo		KR
538	MONLAU MOTORSPORT	PERELLÓ Álvaro		ALONSO KART
539	FUSION MOTORSPORT	COBY Christian		KR
540	2N RACING	NUVOLINI Many		FK
541	MONLAU MOTORSPORT	SILVA LORA Mario		ALONSO KART
542	FUSION MOTORSPORT	CACHAFEIRO Tony		KR
543	SPIRIT RACING	CAMPOS GARCIA Alejandro		PAROLIN
544	2N RACING	NEKMOUCHE Neil		FORMULE K
545	BOUCHARD	BOUCHARD Antton		ALONSO KART
546	DMS	BLAIR Charlie		KR
547	NCM	CAREY Ian		KR
548	FUSION MOTORSPORT	HIBBERT Mayson		KR
549	RUBEN SIMON	VAELLO Eydan		PAROLIN
550	MARTHE MIKALSER	MIKALSEN Adrian		FALCON

Steward #1

Steward #2

Steward #3

IAME Warrior Final 2024: Zuera (ESP) 26/11 - 06/12/2024

Page 1 / 3

IAME Karting

Apex Timing GoRacing

No.	Competitor	Driver	D. Nat	Equipment
551	KALI KART BY JORGE PESCADOR	SARLAS Alessandro		KALI KART
552	DEVELOPMENT MOTORSPORT DRIVER	CRUZ SÁNCHEZ Max		TBA
553	KRS KIDS RACING SCHOOL	JIMENEZ GARCIA Adrian		ALONSO KART
554	LKM RACING	NOBS Mathis		OTK
555	MEGAKART DZ	SRYER AISSA Roslan		SODI
556	SPIRIT-KARTING.CH	ITEN Ben		PAROLIN
557	MONLAU MOTORSPORT	CORREIA Kiko		ALONSO KART
558	SPIRIT-KARTING.CH	BUHOFER SUNDRANI Aaron		PAROLIN
560	FUSION MOTORSPORT	PERUZZI Achilleas		KR
561	FUSION MOTORSPORT	VEGA Royce		KR
562	KALI KART BY JORGE PESCADOR	SCICLUNA Zack		KALI KART
563	MDC RACING	GREILING Bruno		KR
564	EUROKARTING	LUIS Paternotte		LN
565	TEAM PRO-KARTING	GLENDE Vebjørn		DR RACING KART
566	MDC RACING	DE CORDOVA Emilio		KR
567	VDK	VENANT Antoine Sylva		KR
568	FUSION MOTORSPORT	DAVIDSON Alfie		KR
569	GÀ`CO RACING	LØFSHUS Lucas Emiil		SODI
570	VDK	PAVEL Luca Andrea		KR
571	FALCON RACING TEAM	VD COTERLET Julian		FALCON
572	FUSION MOTORSPORT	CAMPBELL Sophie		KR
573	MDC RACING	ELGAHOUDI Nahyl		KR
574	XCEL	PERICO Niccolo		ENERGY CORSE
575	AUTO CLUB RC2 VALLES	PADOVANI Nahil		OTK
577	EUROKARTING	GRIGNET Noah		REDSPEED
578	AXION RACING	SCHELVIS Abraham		FA
582	SPIRIT-KARTING.CH	BRAGEOT Mattis		PAROLIN
584	BMR	REILLY Alex		KART REPUBLIC
585	MONLAU MOTORSPORT	GONZALEZ ELLUL Ivan		ALONSO KART
586	BIREL ART RACING	MORALES Nuvola		BIREL ART RACING
587	XCEL	AUGUSTIN Baptiste		ENERGY
588	EKO	PELFRENE Téo		BIREL ART
589	OMS RACING	CLARKE George		KR
590	TEPZ RACING TEAM	BABICEK Zdenek		MS KART
591	PB KART	DOILLON Lucas		KR
592	VDK	LEE Yuchen		KR
594	JAMIE GREEN RACING	PATTISON Colbe		KR
595	DRM RACING TEAM	KWONG Mason Alexander		FALCON
596	ESCOLA DE KART DO OESTE	MORGADO Guilherme		BIRELART
598	FALCON RACING TEAM	MCCLOUGHRY Ben		FALCON
599	SERGIO RODRIGUES	RODRIGUES Martin		TBC
601	EUROKARTING	CORNIL Milo		REDSPEED

Steward #1

Steward #2

Steward #3












IAME Warrior Final 2024: Zuera (ESP) 26/11 - 06/12/2024

Page 2 / 3


IAME Karting


Apex Timing GoRacing



No.	Competitor	Driver	D. Nat	Equipment
603	XCEL MOTORSPORT	STEWART Andie		ALONSO
604	XCEL MOTORSPORT	STEWART Johnston		KR
605	KALI KART	CAMPOS Pedro		KALI KART
606	RSD KARTING	MOUCHE Matisse		KOSMIC
607	CLUB KALI KART	MIQUEL PRIETO Jorge		TBC
608	EUROKARTING	POINT Alexandre		REDSPEED
609	FALCON RACING TEAM	KARASSAS Simon		FALCON
610	AD MOTORSPORT	FRYKBERG Alexander		ENERGY CORSE
611	XCEL	SAMUEL Hugon		KR
613	KRS KIDS RACING SCHOOL	KONOVALOV Artur		FA ALONSO KART
688	JAMIE GREEN RACING	LAWRENCE Ava		KART REPUBLIC

Steward #1 

Steward #2 

Steward #3 

**X30 MINI Entry List (99 Drivers)**

No.	Driver	D. Nat	Competitor	Equipment	Gender
502	SAYER Jarlath		FUSION MOTORSPORT	KR	
506	NEWSTEAD Austin		JAMIE GREEN RACING	KR	
507	GRANQUIST Ludwig		FALCON RACING TEAM	FALCON	
510	WILLIAMS Harry		FUSION MOTORSPORT	KR	
511	TAYLOR Herry		TBC	TBC	
512	LAZARUS Alexander Parakram		ZANCHI MOTORSPORT	ENERGY	
513	LONGHITANO Aurelio		SPIRIT-KARTING.CH	PAROLIN	
514	PORTER Teddy-Jay		JAMIE GREEN RACING	KR	
515	GHARIB Kevin		FALCON RACING TEAM	FALCON	
516	SØRLIE SMISTAD Ole Alexander		SK SERVICE	FALCON	
517	ENGAN AASEN Markus		FALCON RACING TEAM	FALCON	
518	HOUSE George		XCEL MOTORSPORT	ENERGY CORSE	
519	BECU Milan		EGP RACING TEAM	PAROLIN	
520	FERGUSON Daniel		RAM RACING	ALONSO KART	
521	MONTANARI Giuseppe		FUSION MOTORSPORT	KR	
522	WOOD Freddie		JAMIE GREEN RACING	KR	
523	DEMPSEY Danny		KEITH DEMPSEY	KR	
524	ILYAS Sami		JAMIE GREEN RACING	KR	
525	PEREZ CABELLO Ruben		EDMUNDO BONNETT	TBC	
526	ZIARKO Stanislaw		SPIRIT-RACING.CH	PAROLIN	
527	MUSK Harley		FUSION MOTORSPORT	KR	
528	SMITH Blair		BMR	KR	
530	IBBOTSON Zachary		GGM	KR	
531	ORELLANA Anaís		KALI KART	KALI KART	
532	NARRAWAY Luca		FALCON RACING TEAM	FALCON	
533	NORDVANG Jenny Kvakkestad		SK SERVICE	KR	
534	FOLEY JNR John		DMS	KR	
535	KENNEY Oscar		XCEL	ALONSO KART	
536	MOULIN Nino		2N RACING	FORMULA K	
537	SEGURA Pablo		C.D. KARTING CEUTI RACING	KR	
538	PERELLÓ Álvaro		MONLAU MOTORSPORT	ALONSO KART	
539	COBY Christian		FUSION MOTORSPORT	KR	
540	NUVOLINI Many		2N RACING	FK	
541	SILVA LORA Mario		MONLAU MOTORSPORT	ALONSO KART	
542	CACHAFEIRO Tony		FUSION MOTORSPORT	KR	
543	CAMPOS GARCIA Alejandro		SPIRIT RACING	PAROLIN	
544	NEKMOUCHE Neil		2N RACING	FORMULE K	
545	BOUCHARD Antton		BOUCHARD	ALONSO KART	
546	BLAIR Charlie		DMS	KR	
547	CAREY Ian		NCM	KR	
548	HIBBERT Mayson		FUSION MOTORSPORT	KR	
549	VAELLO Eydan		RUBEN SIMON	PAROLIN	

 Timekeeper 

 Race Director 

IAME Warrior Final 2024: Zuera (ESP) 26/11 - 06/12/2024

Page 1 / 3

IAME Karting

 Apex Timing GoRacing 

## X30 MINI Entry List (99 Drivers)

No.	Driver	D. Nat	Competitor	Equipment	Gender
550	MIKALSEN Adrian		MARTHE MIKALSER	FALCON	
551	SARLAS Alessandro		KALI KART BY JORGE PESCADOR	KALI KART	
552	CRUZ SÁNCHEZ Max		DEVELOPMENT MOTORSPORT DRIVER	TBA	
553	JIMENEZ GARCIA Adrian		KRS KIDS RACING SCHOOL	ALONSO KART	
554	NOBS Mathis		LKM RACING	OTK	
555	SRYER AISSA Roslan		MEGAKART DZ	SODI	
556	ITEN Ben		SPIRIT-KARTING.CH	PAROLIN	
557	CORREIA Kiko		MONLAU MOTORSPORT	ALONSO KART	
558	BUHOFER SUNDRANI Aaron		SPIRIT-KARTING.CH	PAROLIN	
560	PERUZZI Achilleas		FUSION MOTORSPORT	KR	
561	VEGA Royce		FUSION MOTORSPORT	KR	
562	SCICLUNA Zack		KALI KART BY JORGE PESCADOR	KALI KART	
563	GREILING Bruno		MDC RACING	KR	
564	LUIS Paternotte		EUROKARTING	LN	
565	GLENDE Vebjørn		TEAM PRO-KARTING	DR RACING KART	
566	DE CORDOVA Emilio		MDC RACING	KR	
567	VENANT Antoine Sylva		VDK	KR	
568	DAVIDSON Alfie		FUSION MOTORSPORT	KR	
569	LØFSHUS Lucas Emiil		GÅ`CO RACING	SODI	
570	PAVEL Luca Andrea		VDK	KR	
571	VD COTERLET Julian		FALCON RACING TEAM	FALCON	
572	CAMPBELL Sophie		FUSION MOTORSPORT	KR	
573	ELGAHOUDI Nahyl		MDC RACING	KR	
574	PERICO Niccolo		XCEL	ENERGY CORSE	
575	PADOVANI Nahil		AUTO CLUB RC2 VALLES	OTK	
577	GRIGNET Noah		EUROKARTING	REDSPEED	
578	SHELVIS Abraham		AXION RACING	FA	
582	BRAGEOT Mattis		SPIRIT-KARTING.CH	PAROLIN	
584	REILLY Alex		BMR	KART REPUBLIC	
585	GONZALEZ ELLUL Ivan		MONLAU MOTORSPORT	ALONSO KART	
586	MORALES Nuvola		BIREL ART RACING	BIREL ART RACING	
587	AUGUSTIN Baptiste		XCEL	ENERGY	
588	PELFRENE Téo		EKO	BIREL ART	
589	CLARKE George		OMS RACING	KR	
590	BABICEK Zdenek		TEPZ RACING TEAM	MS KART	
591	DOILLON Lucas		PB KART	KR	
592	LEE Yuchen		VDK	KR	
594	PATTISON Colbe		JAMIE GREEN RACING	KR	
595	KWONG Mason Alexander		DRM RACING TEAM	FALCON	
596	MORGADO Guilherme		ESCOLA DE KART DO OESTE	BIRELART	
598	MCCLOUGHRY Ben		FALCON RACING TEAM	FALCON	
599	RODRIGUES Martin		SERGIO RODRIGUES	TBC	

Timekeeper

Race Director

IAME Warrior Final 2024: Zuera (ESP) 26/11 - 06/12/2024

## X30 MINI Entry List (99 Drivers)

No.	Driver	D. Nat	Competitor	Equipment	Gender
600	TSE Wang Chak Hiro		DRM RACING TEAM	FALCON	
601	CORNIL Milo		EUROKARTING	REDSPEED	
602	PUERTA Francisco		XCEL MOTORSPORT	KR	
603	STEWART Andie		XCEL MOTORSPORT	ALONSO	
604	STEWART Johnston		XCEL MOTORSPORT	KR	
605	CAMPOS Pedro		KALI KART	KALI KART	
606	MOUCHE Matisse		RSD KARTING	KOSMIC	
607	MIQUEL PRIETO Jorge		CLUB KALI KART	TBC	
608	POINT Alexandre		EUROKARTING	REDSPEED	
609	KARASSAS Simon		FALCON RACING TEAM	FALCON	
610	FRYKBERG Alexander		AD MOTORSPORT	ENERGY CORSE	
611	SAMUEL Hugon		XCEL	KR	
612	URAL Charles		PB KART	DAP	
613	KONOVALOV Artur		KRS KIDS RACING SCHOOL	FA ALONSO KART	
688	LAWRENCE Ava		JAMIE GREEN RACING	KART REPUBLIC	

Timekeeper

Race Director

IAME Warrior Final 2024: Zuera (ESP) 26/11 - 06/12/2024

Page 3 / 3

IAME Karting

Apex Timing GoRacing